

# 2010 Annual Report



## CHAMPAIGN COUNTY ANIMAL CONTROL



# Cat/Dog Registrations 2006-2010



	<b>2006</b>	<b>2007</b>	<b>2008</b>	<b>2009</b>	<b>2010</b>
<b>Dogs registered</b>	<b>11,348</b>	<b>11,341</b>	<b>12,037</b>	<b>12,011</b>	<b>11,926</b>
<b>Cats registered</b>	<b>4,536</b>	<b>4,389</b>	<b>5,047</b>	<b>5,060</b>	<b>5,091</b>

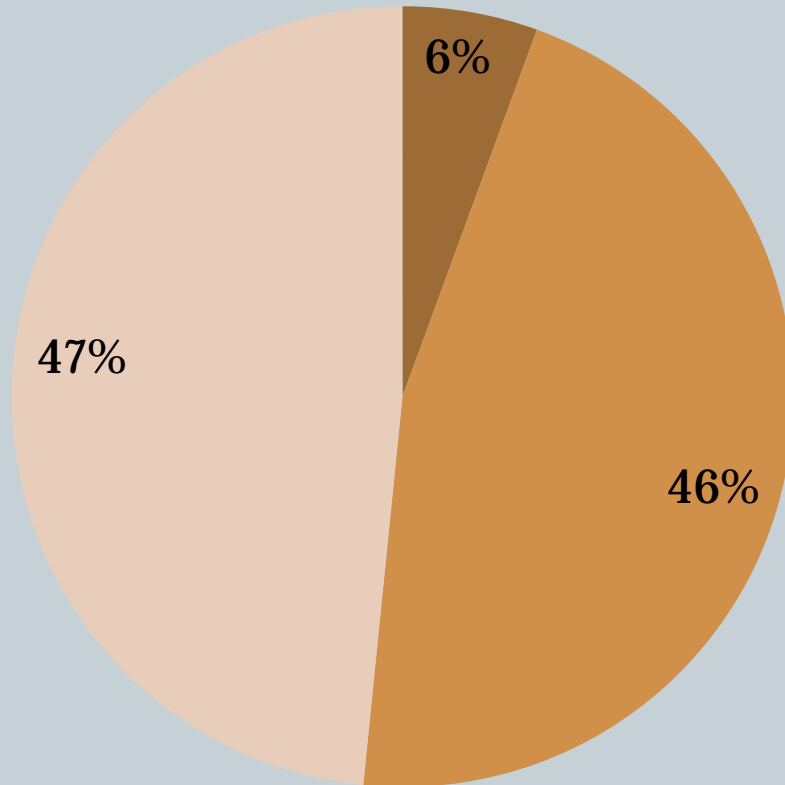
# Number of Animals Impounded



	<b>2006</b>	<b>2007</b>	<b>2008</b>	<b>2009</b>	<b>2010</b>
Number of Dogs Impounded	1,091	1,155	1,159	1,203	1,172
Number of Cats Impounded	807	790	871	870	884
Number of Other Animals Impounded	23	28	34	28	17
Number of Animals Impounded by ACO	1,210	1,313	1,414	1,479	1,500
Number of Animals Impounded OTC	710	661	650	622	573

# 2010 Cat Impounds

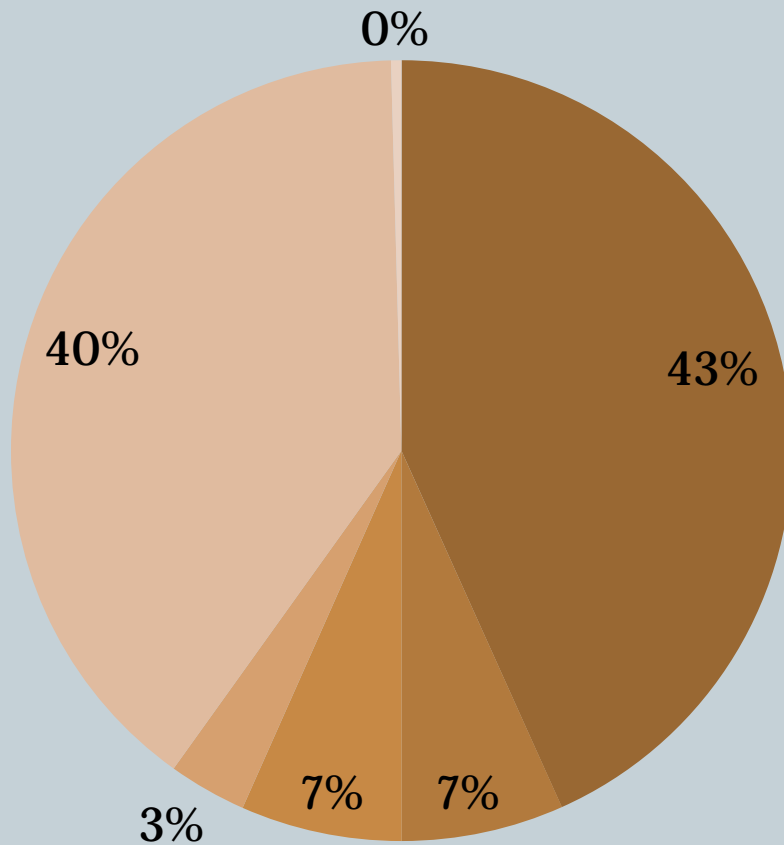
Total Number of Cats Impounded: 884



- Returned to owner 49
- Transferred to CCHS 3
- Transferred to Cattails 403
- Transferred to CatsNap 5
- Euthanized 424

# 2010 Dog Impounds

## Total Number of Dogs Impounded: 1,172



- Dogs Returned to Owners 507
- Dogs Transferred to CCHS 79
- Dogs transferred to breed rescue 78
- Dogs transferred other 38
- Dogs Euthanized 465
- Dogs Adopted 5

# 2010 Impounds By City/Village Dogs

	2006	2007	2008	2009	2010
Bondville	0	0	0	1	0
Broadlands	6	2	0	9	1
City of Champaign	457	516	478	424	454
Unincorporated County	324	250	376	333	317
Fisher	6	8	6	4	7
Foosland	1	1	1	3	0
Gifford	2	1	8	4	1
Homer	3	7	6	10	3
Ivesdale	0	0	0	1	1
Longview	2	0	0	3	1
Ludlow	2	7	5	23	11
Mahomet	15	23	21	24	22
Ogden	4	2	0	2	5
Pesotum	0	5	5	2	5
Philo	4	5	6	8	2
Rantoul	2	5	2	109	107
Royal	1	3	0	0	1
Sadorus	3	0	2	0	2
Savoy	10	13	9	7	10
Sidney	2	5	3	3	1
St. Joseph	11	13	9	9	3
Thomasboro	1	8	6	9	18
Tolono	11	15	15	16	12
Urbana	224	266	201	203	188

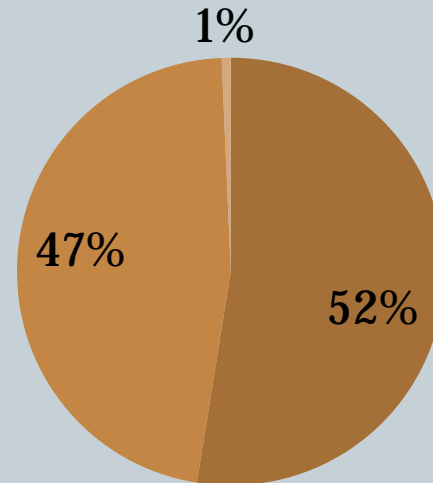
## 2010 Impounds By City/Village Cats

	2006	2007	2008	2009	2010
Bondville	0	0	0	0	0
Broadlands	1	9	0	0	0
City of Champaign	247	247	331	250	271
Unincorporated County	288	301	295	303	287
Fisher	7	1	8	5	22
Foosland	0	0	0	1	0
Gifford	8	3	2	0	9
Homer	13	2	2	4	9
Ivesdale	0	1	0	0	0
Longview	0	0	2	2	9
Ludlow	3	0	16	0	4
Mahomet	31	15	9	11	6
Ogden	5	3	2	4	4
Pesotum	1	0	0	0	6
Philo	7	3	3	3	2
Rantoul	2	3	3	90	85
Royal	0	0	0	0	0
Sadorus	1	1	0	3	0
Savoy	5	8	2	7	8
Sidney	1	4	3	2	3
St. Joseph	4	8	2	6	7
Thomasboro	7	5	0	4	10
Tolono	7	16	15	15	15
Urbana	169	160	176	158	127

# 2010 Number of Animals Euthanized



	2006	2007	2008	2009	2010
Number of Dogs Euthanized	425	476	455	559	465
Number of Cats Euthanized	251	339	421	417	425
Number of Other Euthanized	12	3	18	7	6



- Dog euthanized
- Cats Euthanized
- Other Euthanized



# 2010 Report of Animals Transferred



	2006	2007	2008	2009	2010
Number of Dogs Returned to Owner	509	522	587	492	507
Number of Cats Returned to Owner	56	44	45	59	49
Number of Other Animals Returned to Owner	0	4	1	2	1
Number of Dogs Transferred to CCHS	100	72	35	56	79
Number of Cats Transferred to CCHS	55	32	13	5	3
Number of Other Animals Transferred to CCHS	6	12	16	2	5
Number of Cats Transferred to CATsNAP	92	20	15	7	5
Number of Cats Transferred to Cattails Feline Rescue	353	352	349	369	403
Number of Dogs Transferred to Breed Rescue	39	53	82	70	78
Number of Other Animals Transferred to Rescue	10	11	2	16	0
Number of Dogs Transferred to Other Shelters	0	0	0	0	38
Number of Animals Adopted from ASF	0	18	4	2	5

# Number of Dogs and Cats Altered



	<b>2006</b>	<b>2007</b>	<b>2008</b>	<b>2009</b>	<b>2010</b>
<b>Cats Spayed and Neutered</b>	<b>178</b>	<b>468</b>	<b>573</b>	<b>578</b>	<b>449</b>
<b>Dogs Spayed and Neutered</b>	<b>36</b>	<b>55</b>	<b>31</b>	<b>69</b>	<b>47</b>
<b>Pit bulls Spayed and Neutered</b>	<b>0</b>	<b>0</b>	<b>54</b>	<b>100</b>	<b>125</b>

# 2010 Calls for Service

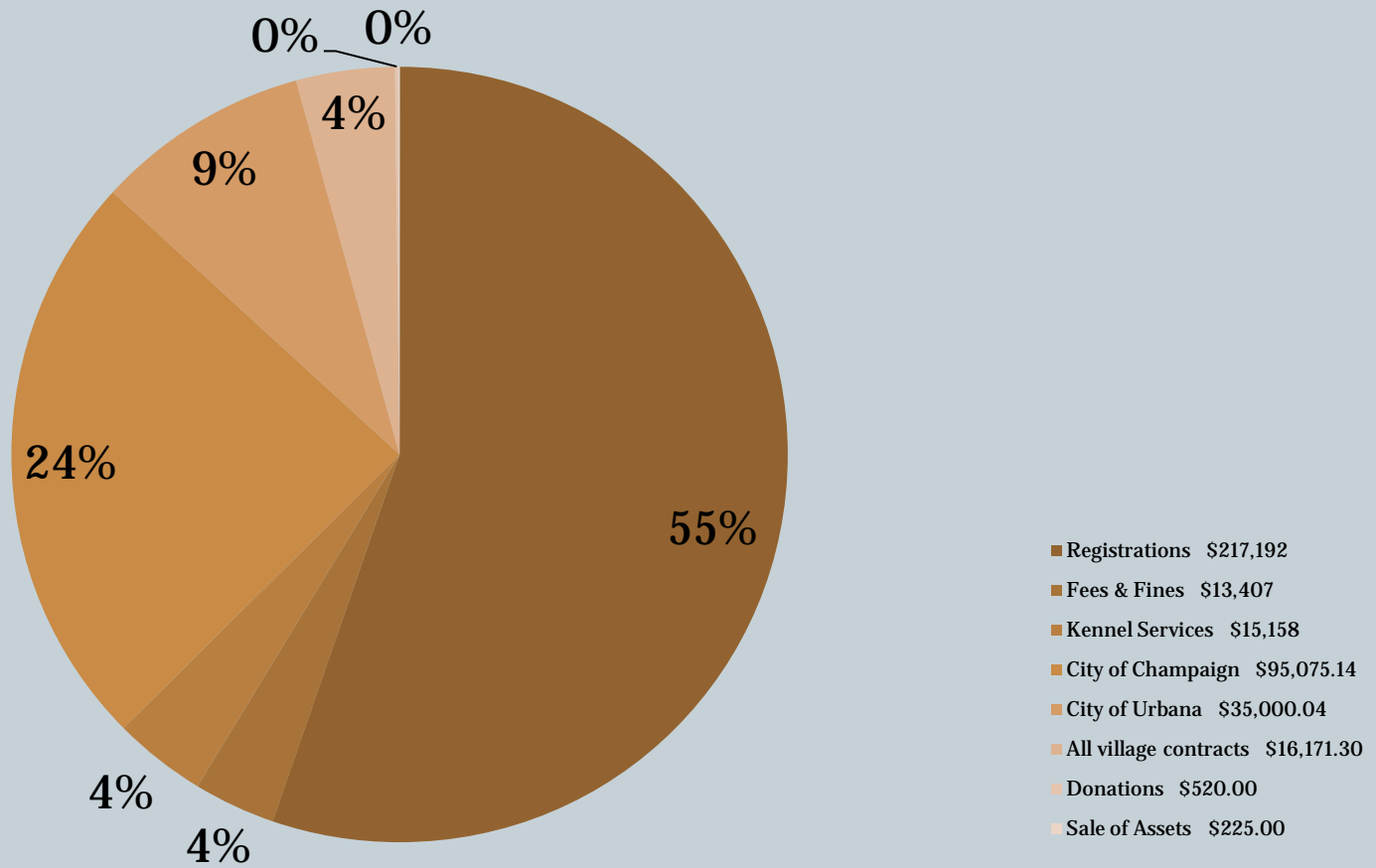
City/Village	2006	2007	2008	2009	2010
Village of Bondville	3	2	1	5	0
Village of Broadlands	5	3	3	4	1
City of Champaign	1432	1570	1452	1442	1507
Village of Fisher	11	19	16	13	27
Village of Foosland	2	3	3	4	1
Village of Gifford	4	4	6	12	15
Village of Homer	4	7	6	12	1
Village of Ivesdale	7	5	1	6	8
Village of Longview	9	3	7	16	11
Village of Ludlow	0	7	5	6	11
Village of Mahomet	50	49	31	39	31
Village of Ogden	12	32	16	16	7
Village of Pesotum	1	8	10	8	6
Village of Philo	14	17	16	17	21
Village of Rantoul	1	7	10	16	26
Village of Royal	5	3	6	1	6
Village of Sadorus	9	8	9	1	3
Village of Savoy	23	42	34	45	50
Village of Sidney	10	10	14	5	8
Village of St. Joseph	25	24	34	27	24
Village of Thomasboro	4	10	12	13	18
Village of Tolono	21	18	22	18	20
City of Urbana	43	43	76	59	56
Unincorporated County	507	559	593	590	591

# 2010 Dangerous/Vicious Dogs



	<b>2006</b>	<b>2007</b>	<b>2008</b>	<b>2009</b>	<b>2010</b>
Number of Dangerous Dog Investigations	6	7	6	3	5
Number of Dogs Declared Dangerous	4	7	4	4	5
Number of Vicious Dog Investigations	0	0	1	0	0
Number of Dogs Declared Vicious	0	0	1	0	0

# 2010 Breakdown of Revenue



# 2010 Expenditures



<b>2008/2009</b>	<b>Personnel</b>	<b>Commodities</b>	<b>Services</b>	<b>Capital</b>
Animal Control Services	\$121,201.69	\$15,725.98	\$16,442.27	\$0.00
Animal Impound Services	\$129,077.43	\$29,748.54	\$12,451.44	\$22,584.00
Animal Registrations	\$36,927.08	\$9,774.35	\$12,174.60	\$0.00
Administrative	\$63,857.80	\$359.90	\$3,710.92	\$0.00

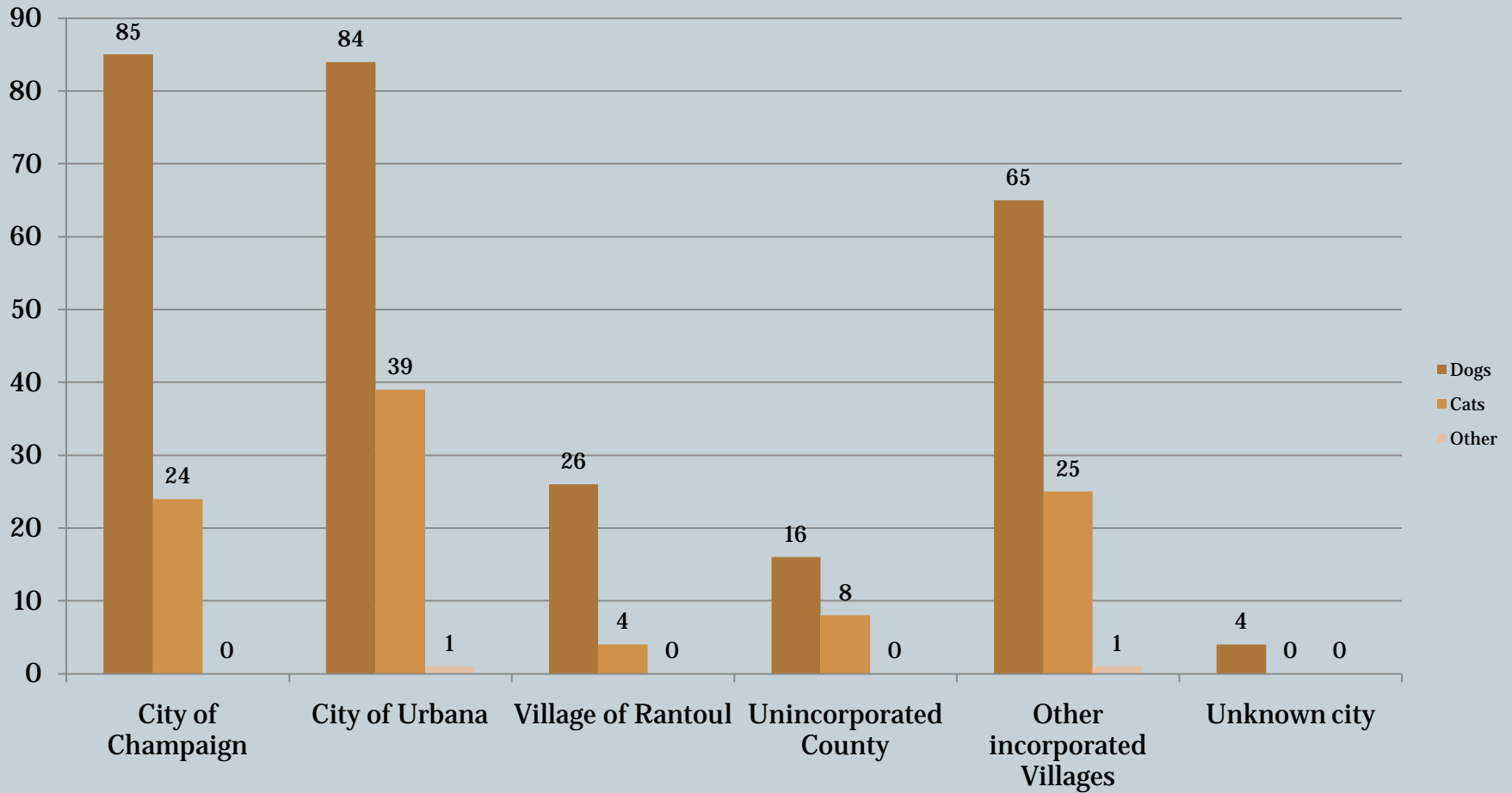
<b>2009/2010</b>	<b>Personnel</b>	<b>Commodities</b>	<b>Services</b>	<b>Capital</b>
Animal Control Services	\$126,180.28	\$16,772.76	\$9,069.54	\$28,392.75
Animal Impound Services	\$129,462.04	\$23,581.36	\$12,024.58	\$22,584.00
Administrative	\$103,024.24	\$12,074.69	\$12,137.03	\$0.00

# 2010 Animal Bites



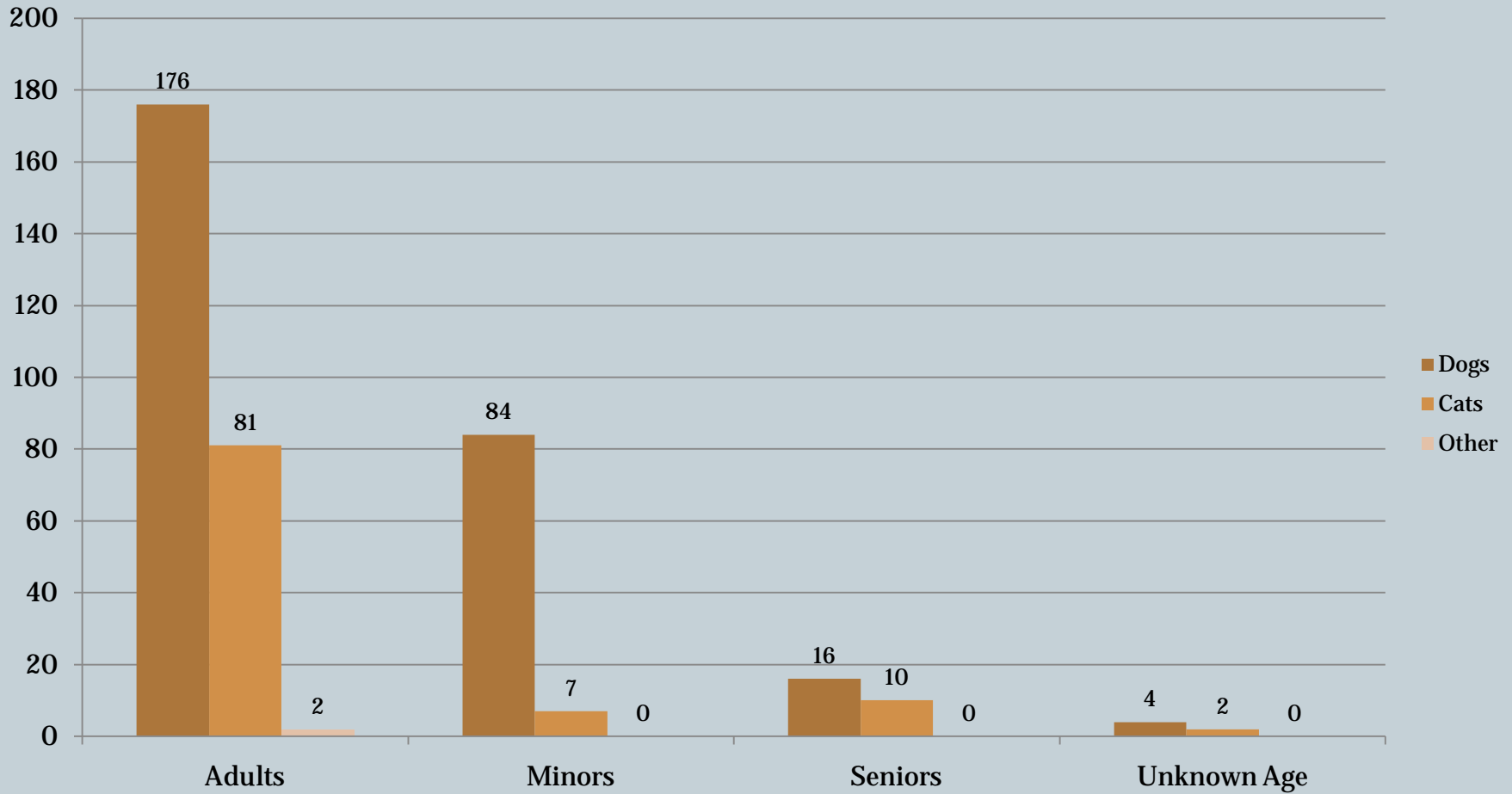
	<b>2006</b>	<b>2007</b>	<b>2008</b>	<b>2009</b>	<b>2010</b>
<b>Dog Bites</b>	182	143	173	198	280
<b>Cat Bites</b>	42	47	45	55	100
<b>Other Bites</b>	0	5	4	4	2

# 2010 Bites by City/Village

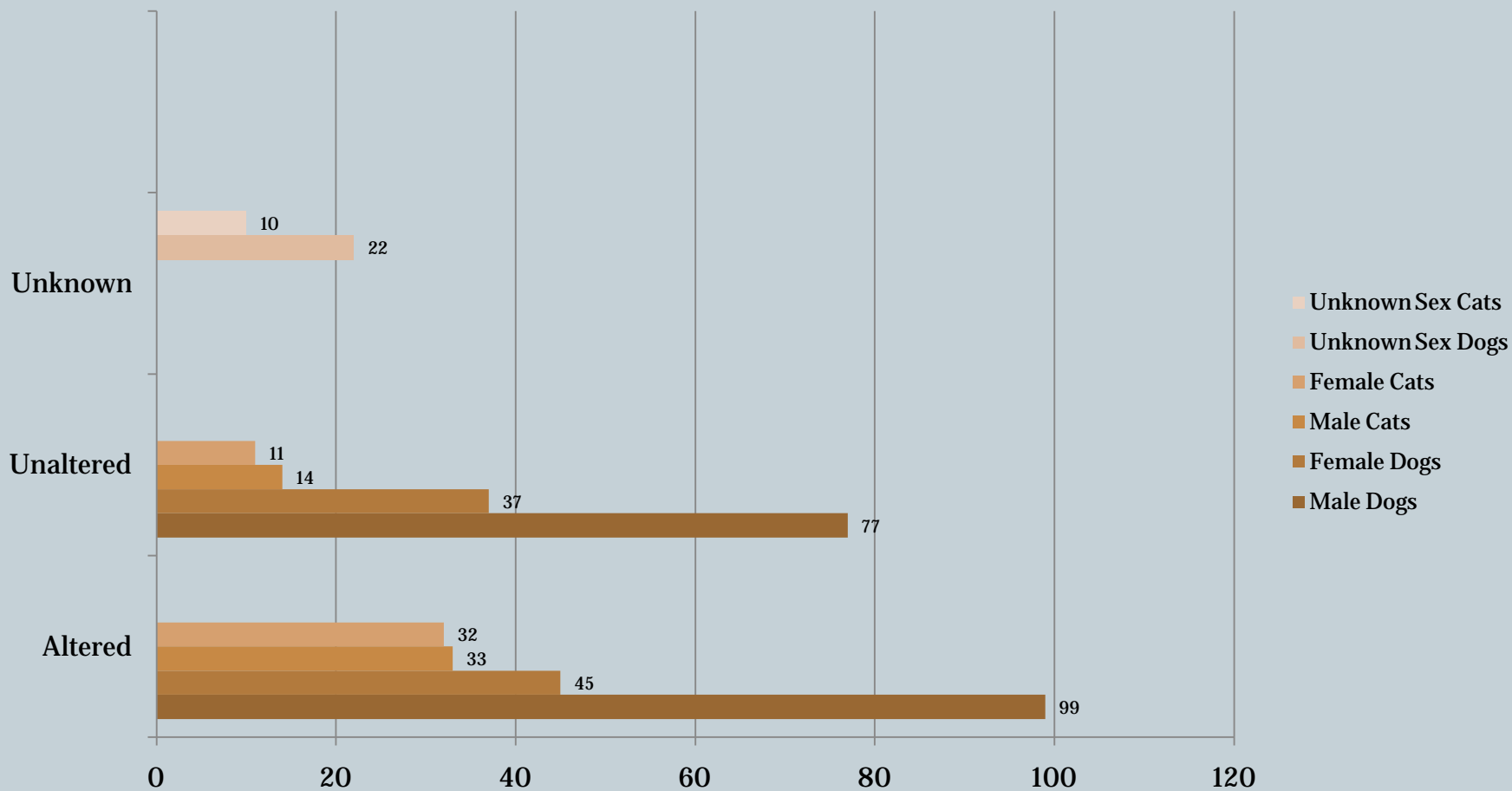




# 2010 Breakdown by Victim's Age



# 2010 Number of Dogs/Cats Altered at Time of Bite



# 2010 Number of Dogs/Cats Vaccinated at time of Bite

