



**FUND DEPT 1080-000 : GENERAL CORPORATE - UNDEFINED**

6/13/2022 8:46:03 AM

**PERIOD ENDING 5/31/2022**

	ACTUAL LAST YEAR			ACTUAL THIS YEAR				ENCUMBRANCE	BUDGET	UNENCUMBERED BALANCE
	CURRENT MONTH	YEAR TO DATE	%	CURRENT MONTH	%	YEAR TO DATE	%			
<b>REVENUES</b>										
<b>TOTAL REVENUES</b>	0.00	0.00	0	0.00	0	0.00	0	0.00	0.00	0.00
<b>NET CHANGE IN FUND BALANCE</b>	0.00	0.00		0.00		0.00		0.00	0.00	0.00



FUND DEPT 1080-010 : GENERAL CORPORATE - COUNTY BOARD

6/13/2022 8:46:03 AM

PERIOD ENDING 5/31/2022

	ACTUAL LAST YEAR			ACTUAL THIS YEAR				ENCUMBRANCE	BUDGET	UNENCUMBERED BALANCE
	CURRENT MONTH	YEAR TO DATE	%	CURRENT MONTH	%	YEAR TO DATE	%			
<b>REVENUES</b>										
4006 LICENSES AND PERMITS	24,525.00	26,145.00	101	0.00	0	0.00	0	0.00	28,000.00	28,000.00
4007 CHARGES FOR SERVICES	2.48	11.91	4	0.00	0	0.00	0	0.00	300.00	300.00
4009 MISCELLANEOUS REVENUES	800.00	800.00	80	0.00	0	800.00	80	0.00	1,000.00	200.00
4010 RENTS AND ROYALTIES	67,395.34	77,820.01	20	0.00	0	10,113.01	3	0.00	396,000.00	385,886.99
<b>TOTAL REVENUES</b>	<b>92,722.82</b>	<b>104,776.92</b>	<b>25</b>	<b>0.00</b>	<b>0</b>	<b>10,913.01</b>	<b>3</b>	<b>0.00</b>	<b>425,300.00</b>	<b>414,386.99</b>
<b>EXPENDITURES</b>										
5001 SALARIES AND WAGES	10,099.62	29,476.94	32	5,063.08	4	21,415.40	18	0.00	119,000.00	97,584.60
5003 FRINGE BENEFITS	0.00	0.00	0	0.00	0	0.00	0	0.00	4,000.00	4,000.00
5010 COMMODITIES	0.00	0.00	0	18.76	3	24.74	4	0.00	600.00	575.26
5020 SERVICES	3,329.76	63,017.53	50	15,544.61	15	59,095.31	58	0.00	101,435.00	42,339.69
<b>TOTAL EXPENDITURES</b>	<b>13,429.38</b>	<b>92,494.47</b>	<b>42</b>	<b>20,626.45</b>	<b>9</b>	<b>80,535.45</b>	<b>36</b>	<b>0.00</b>	<b>225,035.00</b>	<b>144,499.55</b>
<b>NET CHANGE IN FUND BALANCE</b>	<b>-79,293.44</b>	<b>-12,282.45</b>		<b>20,626.45</b>		<b>69,622.44</b>		<b>0.00</b>	<b>-200,265.00</b>	<b>-269,887.44</b>



FUND DEPT 1080-012 : GENERAL CORPORATE - TORNADO SIRENS

6/13/2022 8:46:03 AM

PERIOD ENDING 5/31/2022

	ACTUAL LAST YEAR			ACTUAL THIS YEAR				ENCUMBRANCE	BUDGET	UNENCUMBERED BALANCE
	CURRENT MONTH	YEAR TO DATE	%	CURRENT MONTH	%	YEAR TO DATE	%			
<b>REVENUES</b>										
4004 INTERGOVERNMENTAL REVENUE	0.00	7,102.33	65	0.00	0	3,990.00	100	0.00	4,000.00	10.00
<b>TOTAL REVENUES</b>	<b>0.00</b>	<b>7,102.33</b>	<b>65</b>	<b>0.00</b>	<b>0</b>	<b>3,990.00</b>	<b>100</b>	<b>0.00</b>	<b>4,000.00</b>	<b>10.00</b>
<b>EXPENDITURES</b>										
5020 SERVICES	0.00	3,800.00	100	0.00	0	3,990.00	100	0.00	4,000.00	10.00
8000 CAPITAL OUTLAY	0.00	7,045.00	100	0.00	0	0.00	0	0.00	0.00	0.00
<b>TOTAL EXPENDITURES</b>	<b>0.00</b>	<b>10,845.00</b>	<b>99</b>	<b>0.00</b>	<b>0</b>	<b>3,990.00</b>	<b>100</b>	<b>0.00</b>	<b>4,000.00</b>	<b>10.00</b>
<b>NET CHANGE IN FUND BALANCE</b>	<b>0.00</b>	<b>3,742.67</b>		<b>0.00</b>		<b>0.00</b>		<b>0.00</b>	<b>0.00</b>	<b>0.00</b>



**FUND DEPT 1080-013 : GENERAL CORPORATE - DEBT SERVICE**

6/13/2022 8:46:03 AM

**PERIOD ENDING 5/31/2022**

	ACTUAL LAST YEAR			ACTUAL THIS YEAR				ENCUMBRANCE	BUDGET	UNENCUMBERED BALANCE
	CURRENT MONTH	YEAR TO DATE	%	CURRENT MONTH	%	YEAR TO DATE	%			
<b>REVENUES</b>										
<b>TOTAL REVENUES</b>	0.00	0.00	0	0.00	0	0.00	0	0.00	0.00	0.00
<b>EXPENDITURES</b>										
<b>TOTAL EXPENDITURES</b>	0.00	0.00	0	0.00	0	0.00	0	0.00	0.00	0.00
<b>OTHER FINANCING SOURCES (USES)</b>										
<b>TOTAL OTHER FINANCING SOURCES (USES)</b>	0.00	0.00		0.00		0.00		0.00	0.00	0.00
<b>NET CHANGE IN FUND BALANCE</b>	0.00	0.00		0.00		0.00		0.00	0.00	0.00



FUND DEPT 1080-016 : GENERAL CORPORATE - ADMINISTRATIVE SERVICES

6/13/2022 8:46:03 AM

PERIOD ENDING 5/31/2022

	ACTUAL LAST YEAR			ACTUAL THIS YEAR				ENCUMBRANCE	BUDGET	UNENCUMBERED BALANCE
	CURRENT MONTH	YEAR TO DATE	%	CURRENT MONTH	%	YEAR TO DATE	%			
<b>REVENUES</b>										
4004 INTERGOVERNMENTAL REVENUE	57.82	4,477.99	56	0.00	0	0.00	0	0.00	7,000.00	7,000.00
4009 MISCELLANEOUS REVENUES	0.00	0.00	0	0.00	0	0.00	0	0.00	3,000.00	3,000.00
<b>TOTAL REVENUES</b>	<b>57.82</b>	<b>4,477.99</b>	<b>41</b>	<b>0.00</b>	<b>0</b>	<b>0.00</b>	<b>0</b>	<b>0.00</b>	<b>10,000.00</b>	<b>10,000.00</b>
<b>EXPENDITURES</b>										
5001 SALARIES AND WAGES	75,488.57	261,407.97	37	53,671.25	8	281,468.79	40	0.00	705,085.00	423,616.21
5010 COMMODITIES	260.11	51,765.59	21	78,648.28	24	112,917.26	35	0.00	322,265.00	209,347.74
5020 SERVICES	1,767.87	7,025.61	24	784.60	3	5,036.04	17	0.00	29,035.00	23,998.96
<b>TOTAL EXPENDITURES</b>	<b>77,516.55</b>	<b>320,199.17</b>	<b>33</b>	<b>133,104.13</b>	<b>13</b>	<b>399,422.09</b>	<b>38</b>	<b>0.00</b>	<b>1,056,385.00</b>	<b>656,962.91</b>
<b>OTHER FINANCING SOURCES (USES)</b>										
6001 OTHER FINANCING SOURCES	636.61	2,320.45	8	0.00	0	0.00	0	0.00	28,592.00	28,592.00
<b>TOTAL OTHER FINANCING SOURCES (USES)</b>	<b>636.61</b>	<b>2,320.45</b>		<b>0.00</b>		<b>0.00</b>		<b>0.00</b>	<b>28,592.00</b>	<b>28,592.00</b>
<b>NET CHANGE IN FUND BALANCE</b>	<b>76,822.12</b>	<b>313,400.73</b>		<b>133,104.13</b>		<b>399,422.09</b>		<b>0.00</b>	<b>1,017,793.00</b>	<b>618,370.91</b>



**FUND DEPT 1080-017 : GENERAL CORPORATE - COOPERATIVE EXTENSION SRV**

6/13/2022 8:46:03 AM

**PERIOD ENDING 5/31/2022**

	ACTUAL LAST YEAR			ACTUAL THIS YEAR				ENCUMBRANCE	BUDGET	UNENCUMBERED BALANCE
	CURRENT MONTH	YEAR TO DATE	%	CURRENT MONTH	%	YEAR TO DATE	%			
<b>REVENUES</b>										
4001 PROPERTY TAX	0.00	0.00	0	0.00	0	0.00	0	0.00	441,499.00	441,499.00
<b>TOTAL REVENUES</b>	<b>0.00</b>	<b>0.00</b>	<b>0</b>	<b>0.00</b>	<b>0</b>	<b>0.00</b>	<b>0</b>	<b>0.00</b>	<b>441,499.00</b>	<b>441,499.00</b>
<b>EXPENDITURES</b>										
5020 SERVICES	0.00	0.00	0	0.00	0	0.00	0	0.00	441,499.00	441,499.00
<b>TOTAL EXPENDITURES</b>	<b>0.00</b>	<b>0.00</b>	<b>0</b>	<b>0.00</b>	<b>0</b>	<b>0.00</b>	<b>0</b>	<b>0.00</b>	<b>441,499.00</b>	<b>441,499.00</b>
<b>NET CHANGE IN FUND BALANCE</b>	<b>0.00</b>	<b>0.00</b>		<b>0.00</b>		<b>0.00</b>		<b>0.00</b>	<b>0.00</b>	<b>0.00</b>



FUND DEPT 1080-020 : GENERAL CORPORATE - AUDITOR

6/13/2022 8:46:03 AM

PERIOD ENDING 5/31/2022

	ACTUAL LAST YEAR			ACTUAL THIS YEAR				ENCUMBRANCE	BUDGET	UNENCUMBERED BALANCE
	CURRENT MONTH	YEAR TO DATE	%	CURRENT MONTH	%	YEAR TO DATE	%			
<b>REVENUES</b>										
4004 INTERGOVERNMENTAL REVENUE	0.00	6,500.00	100	0.00	0	6,500.00	100	0.00	6,500.00	0.00
4007 CHARGES FOR SERVICES	0.00	0.00	0	0.00	0	0.00	0	0.00	115,000.00	115,000.00
4009 MISCELLANEOUS REVENUES	987.59	987.59	6	0.00	0	1,034.60	9	0.00	12,000.00	10,965.40
<b>TOTAL REVENUES</b>	<b>987.59</b>	<b>7,487.59</b>	<b>7</b>	<b>0.00</b>	<b>0</b>	<b>7,534.60</b>	<b>6</b>	<b>0.00</b>	<b>133,500.00</b>	<b>125,965.40</b>
<b>EXPENDITURES</b>										
5001 SALARIES AND WAGES	42,379.56	157,653.88	42	27,557.28	7	137,874.85	36	0.00	384,576.00	246,701.15
5010 COMMODITIES	7.99	78.65	2	0.00	0	149.92	4	0.00	3,648.00	3,498.08
5020 SERVICES	0.00	1,675.67	15	265.08	2	4,338.81	38	0.00	11,486.00	7,147.19
<b>TOTAL EXPENDITURES</b>	<b>42,387.55</b>	<b>159,408.20</b>	<b>41</b>	<b>27,822.36</b>	<b>7</b>	<b>142,363.58</b>	<b>36</b>	<b>0.00</b>	<b>399,710.00</b>	<b>257,346.42</b>
<b>NET CHANGE IN FUND BALANCE</b>	<b>41,399.96</b>	<b>151,920.61</b>		<b>27,822.36</b>		<b>134,828.98</b>		<b>0.00</b>	<b>266,210.00</b>	<b>131,381.02</b>



**FUND DEPT 1080-021 : GENERAL CORPORATE - BOARD OF REVIEW**

6/13/2022 8:46:03 AM

**PERIOD ENDING 5/31/2022**

	ACTUAL LAST YEAR			ACTUAL THIS YEAR				ENCUMBRANCE	BUDGET	UNENCUMBERED BALANCE
	CURRENT MONTH	YEAR TO DATE	%	CURRENT MONTH	%	YEAR TO DATE	%			
<b>REVENUES</b>										
<b>TOTAL REVENUES</b>	<b>0.00</b>	<b>0.00</b>	<b>0</b>	<b>0.00</b>	<b>0</b>	<b>0.00</b>	<b>0</b>	<b>0.00</b>	<b>0.00</b>	<b>0.00</b>
<b>EXPENDITURES</b>										
5001 SALARIES AND WAGES	15,197.40	53,816.90	41	10,435.80	8	52,102.95	38	0.00	135,665.00	83,562.05
5010 COMMODITIES	0.00	169.88	15	0.00	0	0.00	0	0.00	1,150.00	1,150.00
5020 SERVICES	0.00	581.56	10	18.72	0	718.72	15	0.00	4,850.00	4,131.28
<b>TOTAL EXPENDITURES</b>	<b>15,197.40</b>	<b>54,568.34</b>	<b>39</b>	<b>10,454.52</b>	<b>7</b>	<b>52,821.67</b>	<b>37</b>	<b>0.00</b>	<b>141,665.00</b>	<b>88,843.33</b>
<b>NET CHANGE IN FUND BALANCE</b>	<b>15,197.40</b>	<b>54,568.34</b>		<b>10,454.52</b>		<b>52,821.67</b>		<b>0.00</b>	<b>141,665.00</b>	<b>88,843.33</b>





FUND DEPT 1080-022 : GENERAL CORPORATE - COUNTY CLERK

6/13/2022 8:46:03 AM

PERIOD ENDING 5/31/2022

	ACTUAL LAST YEAR			ACTUAL THIS YEAR				ENCUMBRANCE	BUDGET	UNENCUMBERED BALANCE
	CURRENT MONTH	YEAR TO DATE	%	CURRENT MONTH	%	YEAR TO DATE	%			
<b>REVENUES</b>										
4004 INTERGOVERNMENTAL REVENUE	10,035.00	17,595.00	42	0.00	0	0.00	0	0.00	51,815.00	51,815.00
4006 LICENSES AND PERMITS	5,460.00	17,770.00	21	18,075.00	22	34,115.00	42	0.00	81,900.00	47,785.00
4007 CHARGES FOR SERVICES	33,465.80	124,045.70	36	25,434.00	7	109,299.10	32	0.00	340,000.00	230,700.90
4008 INVESTMENT EARNINGS	19.34	75.61	19	8.05	4	45.39	23	0.00	200.00	154.61
4009 MISCELLANEOUS REVENUES	0.00	0.00	0	0.00	0	0.00	0	0.00	20.00	20.00
<b>TOTAL REVENUES</b>	<b>48,980.14</b>	<b>159,486.31</b>	<b>34</b>	<b>43,517.05</b>	<b>9</b>	<b>143,459.49</b>	<b>30</b>	<b>0.00</b>	<b>473,935.00</b>	<b>330,475.51</b>
<b>EXPENDITURES</b>										
5001 SALARIES AND WAGES	86,292.52	348,453.26	43	53,582.52	6	271,790.06	32	0.00	852,708.00	580,917.94
5010 COMMODITIES	3,367.32	28,356.38	39	-18,026.07	-20	29,600.26	32	0.00	92,320.00	62,719.74
5020 SERVICES	14,056.38	158,518.32	60	5,494.22	1	107,245.56	26	0.00	405,929.00	298,683.44
8000 CAPITAL OUTLAY	0.00	97,664.50	99	9,469.82	4	11,547.74	5	0.00	225,000.00	213,452.26
<b>TOTAL EXPENDITURES</b>	<b>103,716.22</b>	<b>632,992.46</b>	<b>51</b>	<b>50,520.49</b>	<b>3</b>	<b>420,183.62</b>	<b>27</b>	<b>0.00</b>	<b>1,575,957.00</b>	<b>1,155,773.38</b>
<b>OTHER FINANCING SOURCES (USES)</b>										
<b>TOTAL OTHER FINANCING SOURCES (USES)</b>	<b>0.00</b>	<b>0.00</b>		<b>0.00</b>		<b>0.00</b>		<b>0.00</b>	<b>0.00</b>	<b>0.00</b>
<b>NET CHANGE IN FUND BALANCE</b>	<b>54,736.08</b>	<b>473,506.15</b>		<b>7,003.44</b>		<b>276,724.13</b>		<b>0.00</b>	<b>1,102,022.00</b>	<b>825,297.87</b>



**FUND DEPT 1080-023 : GENERAL CORPORATE - RECORDER**

6/13/2022 8:46:03 AM

**PERIOD ENDING 5/31/2022**

	ACTUAL LAST YEAR			ACTUAL THIS YEAR				ENCUMBRANCE	BUDGET	UNENCUMBERED BALANCE
	CURRENT MONTH	YEAR TO DATE	%	CURRENT MONTH	%	YEAR TO DATE	%			
<b>REVENUES</b>										
4006 LICENSES AND PERMITS	151,315.50	649,401.75	43	337,628.25	23	1,172,220.75	78	0.00	1,500,000.00	327,779.25
4007 CHARGES FOR SERVICES	105,481.00	502,976.50	53	51,146.00	5	351,976.00	35	0.00	1,005,000.00	653,024.00
4009 MISCELLANEOUS REVENUES	288.50	4,233.93	85	2,258.80	28	14,310.45	179	0.00	8,000.00	-6,310.45
<b>TOTAL REVENUES</b>	<b>257,085.00</b>	<b>1,156,612.18</b>	<b>47</b>	<b>391,033.05</b>	<b>16</b>	<b>1,538,507.20</b>	<b>61</b>	<b>0.00</b>	<b>2,513,000.00</b>	<b>974,492.80</b>
<b>EXPENDITURES</b>										
5001 SALARIES AND WAGES	20,738.76	70,383.48	39	11,814.71	8	53,067.03	34	0.00	155,600.00	102,532.97
5010 COMMODITIES	6.75	212,601.25	21	13.90	7	41.80	21	0.00	200.00	158.20
5020 SERVICES	0.00	62,370.00	35	149,855.00	13	625,849.50	53	0.00	1,186,130.00	560,280.50
<b>TOTAL EXPENDITURES</b>	<b>20,745.51</b>	<b>345,354.73</b>	<b>25</b>	<b>161,683.61</b>	<b>12</b>	<b>678,958.33</b>	<b>51</b>	<b>0.00</b>	<b>1,341,930.00</b>	<b>662,971.67</b>
<b>NET CHANGE IN FUND BALANCE</b>	<b>-236,339.49</b>	<b>-811,257.45</b>		<b>-229,349.44</b>		<b>-859,548.87</b>		<b>0.00</b>	<b>-1,171,070.00</b>	<b>-311,521.13</b>



**FUND DEPT 1080-025 : GENERAL CORPORATE - SUPERVISOR OF ASSESSMENT**

6/13/2022 8:46:03 AM

**PERIOD ENDING 5/31/2022**

	ACTUAL LAST YEAR			ACTUAL THIS YEAR				ENCUMBRANCE	BUDGET	UNENCUMBERED BALANCE
	CURRENT MONTH	YEAR TO DATE	%	CURRENT MONTH	%	YEAR TO DATE	%			
<b>REVENUES</b>										
4004 INTERGOVERNMENTAL REVENUE	0.00	10,284.08	23	0.00	0	0.00	0	0.00	45,500.00	45,500.00
4009 MISCELLANEOUS REVENUES	0.00	300.00	75	0.00	0	400.00	133	0.00	300.00	-100.00
<b>TOTAL REVENUES</b>	<b>0.00</b>	<b>10,584.08</b>	<b>24</b>	<b>0.00</b>	<b>0</b>	<b>400.00</b>	<b>1</b>	<b>0.00</b>	<b>45,800.00</b>	<b>45,400.00</b>
<b>EXPENDITURES</b>										
5001 SALARIES AND WAGES	37,521.33	132,575.41	40	23,666.96	7	118,331.12	35	0.00	333,877.00	215,545.88
5010 COMMODITIES	64.88	1,852.66	33	573.07	10	2,212.52	38	0.00	5,840.00	3,627.48
5020 SERVICES	1,560.28	6,077.74	16	11.55	0	3,734.62	7	0.00	55,410.00	51,675.38
<b>TOTAL EXPENDITURES</b>	<b>39,146.49</b>	<b>140,505.81</b>	<b>38</b>	<b>24,251.58</b>	<b>6</b>	<b>124,278.26</b>	<b>31</b>	<b>0.00</b>	<b>395,127.00</b>	<b>270,848.74</b>
<b>NET CHANGE IN FUND BALANCE</b>	<b>39,146.49</b>	<b>129,921.73</b>		<b>24,251.58</b>		<b>123,878.26</b>		<b>0.00</b>	<b>349,327.00</b>	<b>225,448.74</b>




FUND DEPT 1080-026 : GENERAL CORPORATE - COUNTY TREASURER

6/13/2022 8:46:03 AM

PERIOD ENDING 5/31/2022

	ACTUAL LAST YEAR			ACTUAL THIS YEAR				ENCUMBRANCE	BUDGET	UNENCUMBERED BALANCE
	CURRENT MONTH	YEAR TO DATE	%	CURRENT MONTH	%	YEAR TO DATE	%			
<b>REVENUES</b>										
4001 PROPERTY TAX	0.00	1,330.00	0	0.00	0	849.83	0	0.00	670,000.00	669,150.17
4004 INTERGOVERNMENTAL REVENUE	0.00	6,441.77	39	0.00	0	0.00	0	0.00	14,000.00	14,000.00
4007 CHARGES FOR SERVICES	0.00	0.00	0	50.00	0	50.00	0	0.00	0.00	-50.00
4008 INVESTMENT EARNINGS	0.00	49.61	0	12.95	0	52.60	1	0.00	7,000.00	6,947.40
<b>TOTAL REVENUES</b>	<b>0.00</b>	<b>7,821.38</b>	<b>1</b>	<b>62.95</b>	<b>0</b>	<b>952.43</b>	<b>0</b>	<b>0.00</b>	<b>691,000.00</b>	<b>690,047.57</b>
<b>EXPENDITURES</b>										
5001 SALARIES AND WAGES	32,319.67	113,751.49	40	21,648.70	7	104,562.91	36	0.00	289,540.00	184,977.09
5010 COMMODITIES	109.19	556.85	7	44.70	1	2,311.32	37	0.00	6,260.00	3,948.68
5020 SERVICES	84.61	1,868.77	4	73.96	0	2,118.09	4	0.00	48,750.00	46,631.91
<b>TOTAL EXPENDITURES</b>	<b>32,513.47</b>	<b>116,177.11</b>	<b>35</b>	<b>21,767.36</b>	<b>6</b>	<b>108,992.32</b>	<b>32</b>	<b>0.00</b>	<b>344,550.00</b>	<b>235,557.68</b>
<b>NET CHANGE IN FUND BALANCE</b>	<b>32,513.47</b>	<b>108,355.73</b>		<b>21,704.41</b>		<b>108,039.89</b>		<b>0.00</b>	<b>-346,450.00</b>	<b>-454,489.89</b>



PERIOD ENDING 5/31/2022

	ACTUAL LAST YEAR			ACTUAL THIS YEAR				ENCUMBRANCE	BUDGET	UNENCUMBERED BALANCE
	CURRENT MONTH	YEAR TO DATE	%	CURRENT MONTH	%	YEAR TO DATE	%			
<b>REVENUES</b>										
4004 INTERGOVERNMENTAL REVENUE	1,435.00	4,020.00	27	800.00	17	1,600.00	33	0.00	4,800.00	3,200.00
4007 CHARGES FOR SERVICES	0.00	0.00	0	0.00	0	0.00	0	0.00	45,600.00	45,600.00
<b>TOTAL REVENUES</b>	<b>1,435.00</b>	<b>4,020.00</b>	<b>5</b>	<b>800.00</b>	<b>2</b>	<b>1,600.00</b>	<b>3</b>	<b>0.00</b>	<b>50,400.00</b>	<b>48,800.00</b>
<b>EXPENDITURES</b>										
5001 SALARIES AND WAGES	79,088.19	263,092.71	40	57,701.31	8	259,046.29	36	0.00	716,904.00	457,857.71
5010 COMMODITIES	4,888.35	17,412.28	24	6,379.48	9	23,070.81	32	0.00	71,716.00	48,645.19
5020 SERVICES	33,203.77	106,585.06	27	38,998.14	10	112,013.10	30	0.00	372,302.00	260,288.90
<b>TOTAL EXPENDITURES</b>	<b>117,180.31</b>	<b>387,090.05</b>	<b>34</b>	<b>103,078.93</b>	<b>9</b>	<b>394,130.20</b>	<b>34</b>	<b>0.00</b>	<b>1,160,922.00</b>	<b>766,791.80</b>
<b>OTHER FINANCING SOURCES (USES)</b>										
<b>TOTAL OTHER FINANCING SOURCES (USES)</b>	<b>0.00</b>	<b>0.00</b>		<b>0.00</b>		<b>0.00</b>		<b>0.00</b>	<b>0.00</b>	<b>0.00</b>
<b>NET CHANGE IN FUND BALANCE</b>	<b>115,745.31</b>	<b>383,070.05</b>		<b>102,278.93</b>		<b>392,530.20</b>		<b>0.00</b>	<b>1,110,522.00</b>	<b>717,991.80</b>



**FUND DEPT 1080-030 : GENERAL CORPORATE - CIRCUIT CLERK**

6/13/2022 8:46:03 AM

**PERIOD ENDING 5/31/2022**

	ACTUAL LAST YEAR			ACTUAL THIS YEAR				ENCUMBRANCE	BUDGET	UNENCUMBERED BALANCE
	CURRENT MONTH	YEAR TO DATE	%	CURRENT MONTH	%	YEAR TO DATE	%			
<b>REVENUES</b>										
4004 INTERGOVERNMENTAL REVENUE	0.00	2,708.33	42	0.00	0	0.00	0	0.00	6,500.00	6,500.00
4007 CHARGES FOR SERVICES	114,652.63	471,435.88	31	0.00	0	9,002.51	1	0.00	1,278,670.00	1,269,667.49
4008 INVESTMENT EARNINGS	931.84	2,046.05	8	0.00	0	851.97	0	0.00	0.00	-851.97
4009 MISCELLANEOUS REVENUES	0.00	1,781.19	0	0.00	0	0.00	0	0.00	8,000.00	8,000.00
<b>TOTAL REVENUES</b>	<b>115,584.47</b>	<b>477,971.45</b>	<b>31</b>	<b>0.00</b>	<b>0</b>	<b>9,854.48</b>	<b>1</b>	<b>0.00</b>	<b>1,293,170.00</b>	<b>1,283,315.52</b>
<b>EXPENDITURES</b>										
5001 SALARIES AND WAGES	146,922.61	499,939.45	39	83,384.63	7	402,225.29	33	0.00	1,211,433.00	809,207.71
5010 COMMODITIES	350.00	350.00	7	6,357.70	38	12,657.75	76	0.00	16,665.00	4,007.25
5020 SERVICES	2,827.17	11,015.40	40	12,904.20	26	22,743.59	47	0.00	48,743.00	25,999.41
<b>TOTAL EXPENDITURES</b>	<b>150,099.78</b>	<b>511,304.85</b>	<b>39</b>	<b>102,646.53</b>	<b>8</b>	<b>437,626.63</b>	<b>34</b>	<b>0.00</b>	<b>1,276,841.00</b>	<b>839,214.37</b>
<b>NET CHANGE IN FUND BALANCE</b>	<b>34,515.31</b>	<b>33,333.40</b>		<b>102,646.53</b>		<b>427,772.15</b>		<b>0.00</b>	<b>-16,329.00</b>	<b>-444,101.15</b>



**FUND DEPT 1080-031 : GENERAL CORPORATE - CIRCUIT COURT**

6/13/2022 8:46:03 AM

**PERIOD ENDING 5/31/2022**

	ACTUAL LAST YEAR			ACTUAL THIS YEAR				ENCUMBRANCE	BUDGET	UNENCUMBERED BALANCE
	CURRENT MONTH	YEAR TO DATE	%	CURRENT MONTH	%	YEAR TO DATE	%			
<b>REVENUES</b>										
<b>TOTAL REVENUES</b>	<b>0.00</b>	<b>0.00</b>	<b>0</b>	<b>0.00</b>	<b>0</b>	<b>0.00</b>	<b>0</b>	<b>0.00</b>	<b>0.00</b>	<b>0.00</b>
<b>EXPENDITURES</b>										
5001 SALARIES AND WAGES	71,352.69	257,783.64	41	48,018.48	8	228,042.87	36	0.00	628,073.00	400,030.13
5010 COMMODITIES	456.25	2,976.88	19	485.97	5	1,879.97	20	0.00	9,286.00	7,406.03
5020 SERVICES	43,963.44	183,298.72	35	32,471.82	9	179,659.43	48	0.00	372,345.00	192,685.57
8000 CAPITAL OUTLAY	0.00	0.00	0	7,849.28	13	7,849.28	13	-7,307.00	59,048.00	51,198.72
<b>TOTAL EXPENDITURES</b>	<b>115,772.38</b>	<b>444,059.24</b>	<b>38</b>	<b>88,825.55</b>	<b>8</b>	<b>417,431.55</b>	<b>39</b>	<b>-7,307.00</b>	<b>1,068,752.00</b>	<b>651,320.45</b>
<b>OTHER FINANCING SOURCES (USES)</b>										
<b>TOTAL OTHER FINANCING SOURCES (USES)</b>	<b>0.00</b>	<b>0.00</b>		<b>0.00</b>		<b>0.00</b>		<b>0.00</b>	<b>0.00</b>	<b>0.00</b>
<b>NET CHANGE IN FUND BALANCE</b>	<b>115,772.38</b>	<b>444,059.24</b>		<b>88,825.55</b>		<b>417,431.55</b>		<b>-7,307.00</b>	<b>1,068,752.00</b>	<b>651,320.45</b>



**FUND DEPT 1080-032 : GENERAL CORPORATE - JURY COMMISSION**

6/13/2022 8:46:03 AM

**PERIOD ENDING 5/31/2022**

	ACTUAL LAST YEAR			ACTUAL THIS YEAR				ENCUMBRANCE	BUDGET	UNENCUMBERED BALANCE
	CURRENT MONTH	YEAR TO DATE	%	CURRENT MONTH	%	YEAR TO DATE	%			
<b>REVENUES</b>										
<b>TOTAL REVENUES</b>	<b>0.00</b>	<b>0.00</b>	<b>0</b>	<b>0.00</b>	<b>0</b>	<b>0.00</b>	<b>0</b>	<b>0.00</b>	<b>0.00</b>	<b>0.00</b>
<b>EXPENDITURES</b>										
5001 SALARIES AND WAGES	4,905.89	17,389.60	37	3,359.00	7	16,131.70	34	0.00	46,852.00	30,720.30
5010 COMMODITIES	355.76	1,093.74	24	625.96	7	1,810.00	21	0.00	8,500.00	6,690.00
5020 SERVICES	0.00	9,751.80	78	8,815.60	7	34,227.50	28	0.00	120,408.00	86,180.50
<b>TOTAL EXPENDITURES</b>	<b>5,261.65</b>	<b>28,235.14</b>	<b>44</b>	<b>12,800.56</b>	<b>7</b>	<b>52,169.20</b>	<b>30</b>	<b>0.00</b>	<b>175,760.00</b>	<b>123,590.80</b>
<b>NET CHANGE IN FUND BALANCE</b>	<b>5,261.65</b>	<b>28,235.14</b>		<b>12,800.56</b>		<b>52,169.20</b>		<b>0.00</b>	<b>175,760.00</b>	<b>123,590.80</b>





FUND DEPT 1080-036 : GENERAL CORPORATE - PUBLIC DEFENDER

6/13/2022 8:46:03 AM

PERIOD ENDING 5/31/2022

	ACTUAL LAST YEAR			ACTUAL THIS YEAR				ENCUMBRANCE	BUDGET	UNENCUMBERED BALANCE
	CURRENT MONTH	YEAR TO DATE	%	CURRENT MONTH	%	YEAR TO DATE	%			
<b>REVENUES</b>										
4004 INTERGOVERNMENTAL REVENUE	0.00	26,841.33	26	0.00	0	0.00	0	0.00	110,061.00	110,061.00
4007 CHARGES FOR SERVICES	8,548.11	33,798.94	64	0.00	0	2,206.00	4	0.00	55,000.00	52,794.00
<b>TOTAL REVENUES</b>	<b>8,548.11</b>	<b>60,640.27</b>	<b>39</b>	<b>0.00</b>	<b>0</b>	<b>2,206.00</b>	<b>1</b>	<b>0.00</b>	<b>165,061.00</b>	<b>162,855.00</b>
<b>EXPENDITURES</b>										
5001 SALARIES AND WAGES	133,178.07	495,083.25	41	86,138.30	6	467,717.80	34	0.00	1,361,308.00	893,590.20
5010 COMMODITIES	226.04	2,213.50	33	164.55	2	3,017.29	30	0.00	10,221.00	7,203.71
5020 SERVICES	1,088.21	10,935.11	60	6,578.63	29	14,322.17	63	0.00	22,815.00	8,492.83
<b>TOTAL EXPENDITURES</b>	<b>134,492.32</b>	<b>508,231.86</b>	<b>41</b>	<b>92,881.48</b>	<b>7</b>	<b>485,057.26</b>	<b>35</b>	<b>0.00</b>	<b>1,394,344.00</b>	<b>909,286.74</b>
<b>NET CHANGE IN FUND BALANCE</b>	<b>125,944.21</b>	<b>447,591.59</b>		<b>92,881.48</b>		<b>482,851.26</b>		<b>0.00</b>	<b>1,229,283.00</b>	<b>746,431.74</b>



FUND DEPT 1080-040 : GENERAL CORPORATE - SHERIFF

6/13/2022 8:46:03 AM

PERIOD ENDING 5/31/2022

	ACTUAL LAST YEAR			ACTUAL THIS YEAR				ENCUMBRANCE	BUDGET	UNENCUMBERED BALANCE
	CURRENT MONTH	YEAR TO DATE	%	CURRENT MONTH	%	YEAR TO DATE	%			
<b>REVENUES</b>										
4003 OTHER TAXES	0.00	428,152.58	112	0.00	0	0.00	0	0.00	0.00	0.00
4004 INTERGOVERNMENTAL REVENUE	7,121.04	154,032.44	16	2,114.43	0	178,459.47	15	0.00	1,173,010.00	994,550.53
4005 FINES AND FORFEITURES	3,119.23	14,127.40	47	0.00	0	764.00	3	0.00	30,000.00	29,236.00
4007 CHARGES FOR SERVICES	16,675.80	64,001.39	30	15,481.65	8	75,738.80	40	0.00	191,600.00	115,861.20
4009 MISCELLANEOUS REVENUES	0.00	1,979.31	20	0.00	0	38,949.00	80	0.00	48,400.00	9,451.00
<b>TOTAL REVENUES</b>	<b>26,916.07</b>	<b>662,293.12</b>	<b>41</b>	<b>17,596.08</b>	<b>1</b>	<b>293,911.27</b>	<b>20</b>	<b>0.00</b>	<b>1,443,010.00</b>	<b>1,149,098.73</b>
<b>EXPENDITURES</b>										
5001 SALARIES AND WAGES	31,693.62	108,356.48	40	21,924.41	8	104,140.94	37	0.00	281,789.00	177,648.06
5002 LAW ENFORCEMENT SALARIES	480,115.58	1,726,550.84	40	342,267.75	8	1,656,588.20	37	0.00	4,506,765.00	2,850,176.80
5003 FRINGE BENEFITS	232.38	232.38	58	126.00	38	126.00	38	0.00	330.00	204.00
5010 COMMODITIES	22,385.00	103,188.84	43	40,599.26	21	144,285.80	74	-8,582.91	193,765.00	49,479.20
5020 SERVICES	15,822.54	951,735.33	67	16,010.53	2	560,499.81	55	0.00	1,026,965.00	466,465.19
8000 CAPITAL OUTLAY	0.00	0.00	0	239,637.76	71	290,622.76	86	-239,637.76	339,885.00	49,262.24
<b>TOTAL EXPENDITURES</b>	<b>550,249.12</b>	<b>2,890,063.87</b>	<b>46</b>	<b>660,565.71</b>	<b>10</b>	<b>2,756,263.51</b>	<b>43</b>	<b>-248,220.67</b>	<b>6,349,499.00</b>	<b>3,593,235.49</b>
<b>OTHER FINANCING SOURCES (USES)</b>										
<b>TOTAL OTHER FINANCING SOURCES (USES)</b>	<b>0.00</b>	<b>0.00</b>		<b>0.00</b>		<b>0.00</b>		<b>0.00</b>	<b>0.00</b>	<b>0.00</b>
<b>NET CHANGE IN FUND BALANCE</b>	<b>523,333.05</b>	<b>2,227,770.75</b>		<b>642,969.63</b>		<b>2,462,352.24</b>		<b>-248,220.67</b>	<b>4,906,489.00</b>	<b>2,444,136.76</b>



FUND DEPT 1080-041 : GENERAL CORPORATE - STATES ATTORNEY

6/13/2022 8:46:03 AM

PERIOD ENDING 5/31/2022

	ACTUAL LAST YEAR			ACTUAL THIS YEAR				ENCUMBRANCE	BUDGET	UNENCUMBERED BALANCE
	CURRENT MONTH	YEAR TO DATE	%	CURRENT MONTH	%	YEAR TO DATE	%			
<b>REVENUES</b>										
4004 INTERGOVERNMENTAL REVENUE	8,750.59	62,782.88	30	0.00	0	23,250.00	11	0.00	214,435.00	191,185.00
4005 FINES AND FORFEITURES	68,666.50	254,411.32	42	0.00	0	62,577.60	10	0.00	610,000.00	547,422.40
4007 CHARGES FOR SERVICES	9,858.54	41,684.38	56	0.00	0	6,814.44	8	0.00	85,000.00	78,185.56
<b>TOTAL REVENUES</b>	<b>87,275.63</b>	<b>358,878.58</b>	<b>40</b>	<b>0.00</b>	<b>0</b>	<b>92,642.04</b>	<b>10</b>	<b>0.00</b>	<b>909,435.00</b>	<b>816,792.96</b>
<b>EXPENDITURES</b>										
5001 SALARIES AND WAGES	261,126.13	935,905.54	40	187,435.16	8	888,291.74	37	0.00	2,402,193.00	1,513,901.26
5003 FRINGE BENEFITS	35.96	139.56	100	0.00	0	0.00	0	0.00	0.00	0.00
5010 COMMODITIES	2,845.77	13,493.49	41	2,921.29	7	14,620.73	36	0.00	40,904.00	26,283.27
5020 SERVICES	3,775.71	67,266.57	46	4,750.91	3	71,833.93	53	0.00	136,581.00	64,747.07
<b>TOTAL EXPENDITURES</b>	<b>267,783.57</b>	<b>1,016,805.16</b>	<b>41</b>	<b>195,107.36</b>	<b>8</b>	<b>974,746.40</b>	<b>38</b>	<b>0.00</b>	<b>2,579,678.00</b>	<b>1,604,931.60</b>
<b>OTHER FINANCING SOURCES (USES)</b>										
<b>TOTAL OTHER FINANCING SOURCES (USES)</b>	<b>0.00</b>	<b>0.00</b>		<b>0.00</b>		<b>0.00</b>		<b>0.00</b>	<b>0.00</b>	<b>0.00</b>
<b>NET CHANGE IN FUND BALANCE</b>	<b>180,507.94</b>	<b>657,926.58</b>		<b>195,107.36</b>		<b>882,104.36</b>		<b>0.00</b>	<b>1,670,243.00</b>	<b>788,138.64</b>



**FUND DEPT 1080-042 : GENERAL CORPORATE - CORONER**

6/13/2022 8:46:03 AM

**PERIOD ENDING 5/31/2022**

	ACTUAL LAST YEAR			ACTUAL THIS YEAR				ENCUMBRANCE	BUDGET	UNENCUMBERED BALANCE
	CURRENT MONTH	YEAR TO DATE	%	CURRENT MONTH	%	YEAR TO DATE	%			
<b>REVENUES</b>										
4004 INTERGOVERNMENTAL REVENUE	4,702.58	11,202.58	99	0.00	0	6,500.00	58	0.00	11,300.00	4,800.00
4007 CHARGES FOR SERVICES	4,415.00	17,403.22	32	3,225.00	6	32,506.80	56	0.00	58,000.00	25,493.20
<b>TOTAL REVENUES</b>	<b>9,117.58</b>	<b>28,605.80</b>	<b>44</b>	<b>3,225.00</b>	<b>5</b>	<b>39,006.80</b>	<b>56</b>	<b>0.00</b>	<b>69,300.00</b>	<b>30,293.20</b>
<b>EXPENDITURES</b>										
5001 SALARIES AND WAGES	51,552.88	179,024.31	47	35,921.91	7	177,886.26	35	0.00	503,744.00	325,857.74
5003 FRINGE BENEFITS	300.00	500.00	42	100.00	8	200.00	17	0.00	1,200.00	1,000.00
5010 COMMODITIES	1,439.52	5,790.25	29	173.97	1	5,130.84	20	0.00	25,997.00	20,866.16
5020 SERVICES	15,989.68	56,405.40	30	18,465.00	9	67,887.21	34	0.00	198,938.00	131,050.79
<b>TOTAL EXPENDITURES</b>	<b>69,282.08</b>	<b>241,719.96</b>	<b>41</b>	<b>54,660.88</b>	<b>7</b>	<b>251,104.31</b>	<b>34</b>	<b>0.00</b>	<b>729,879.00</b>	<b>478,774.69</b>
<b>NET CHANGE IN FUND BALANCE</b>	<b>60,164.50</b>	<b>213,114.16</b>		<b>51,435.88</b>		<b>212,097.51</b>		<b>0.00</b>	<b>660,579.00</b>	<b>448,481.49</b>



**FUND DEPT 1080-043 : GENERAL CORPORATE - EMERGENCY MGMT AGCY (EMA)**

6/13/2022 8:46:03 AM

**PERIOD ENDING 5/31/2022**

	ACTUAL LAST YEAR			ACTUAL THIS YEAR				ENCUMBRANCE	BUDGET	UNENCUMBERED BALANCE
	CURRENT MONTH	YEAR TO DATE	%	CURRENT MONTH	%	YEAR TO DATE	%			
<b>REVENUES</b>										
4004 INTERGOVERNMENTAL REVENUE	9,036.23	61,118.35	101	0.00	0	47,615.00	79	0.00	60,500.00	12,885.00
<b>TOTAL REVENUES</b>	<b>9,036.23</b>	<b>61,118.35</b>	<b>101</b>	<b>0.00</b>	<b>0</b>	<b>47,615.00</b>	<b>79</b>	<b>0.00</b>	<b>60,500.00</b>	<b>12,885.00</b>
<b>EXPENDITURES</b>										
5001 SALARIES AND WAGES	15,129.27	52,338.18	40	10,365.20	8	49,234.69	36	0.00	135,451.00	86,216.31
5010 COMMODITIES	141.25	387.94	11	755.50	13	3,323.24	58	0.00	5,685.00	2,361.76
5020 SERVICES	978.38	3,962.82	14	1,011.56	4	10,485.58	40	0.00	26,407.00	15,921.42
<b>TOTAL EXPENDITURES</b>	<b>16,248.90</b>	<b>56,688.94</b>	<b>34</b>	<b>12,132.26</b>	<b>7</b>	<b>63,043.51</b>	<b>38</b>	<b>0.00</b>	<b>167,543.00</b>	<b>104,499.49</b>
<b>NET CHANGE IN FUND BALANCE</b>	<b>7,212.67</b>	<b>-4,429.41</b>		<b>12,132.26</b>		<b>15,428.51</b>		<b>0.00</b>	<b>107,043.00</b>	<b>91,614.49</b>



**FUND DEPT 1080-049 : GENERAL CORPORATE - BOARD OF HEALTH**

6/13/2022 8:46:03 AM

**PERIOD ENDING 5/31/2022**

	ACTUAL LAST YEAR			ACTUAL THIS YEAR				ENCUMBRANCE	BUDGET	UNENCUMBERED BALANCE
	CURRENT MONTH	YEAR TO DATE	%	CURRENT MONTH	%	YEAR TO DATE	%			
<b>REVENUES</b>										
<b>TOTAL REVENUES</b>	0.00	0.00	0	0.00	0	0.00	0	0.00	0.00	0.00
<b>NET CHANGE IN FUND BALANCE</b>	0.00	0.00		0.00		0.00		0.00	0.00	0.00



FUND DEPT 1080-051 : GENERAL CORPORATE - JUVENILE DETENTION CENTER

6/13/2022 8:46:03 AM

PERIOD ENDING 5/31/2022

	ACTUAL LAST YEAR			ACTUAL THIS YEAR				ENCUMBRANCE	BUDGET	UNENCUMBERED BALANCE
	CURRENT MONTH	YEAR TO DATE	%	CURRENT MONTH	%	YEAR TO DATE	%			
<b>REVENUES</b>										
4004 INTERGOVERNMENTAL REVENUE	114,532.56	666,337.87	46	0.00	0	219,908.76	15	0.00	1,456,449.00	1,236,540.24
4007 CHARGES FOR SERVICES	102.62	4,296.62	0	0.00	0	0.00	0	0.00	0.00	0.00
4009 MISCELLANEOUS REVENUES	421.56	421.56	0	20.00	0	20.00	0	0.00	0.00	-20.00
<b>TOTAL REVENUES</b>	<b>115,056.74</b>	<b>671,056.05</b>	<b>46</b>	<b>20.00</b>	<b>0</b>	<b>219,928.76</b>	<b>15</b>	<b>0.00</b>	<b>1,456,449.00</b>	<b>1,236,520.24</b>
<b>EXPENDITURES</b>										
5001 SALARIES AND WAGES	147,475.65	565,022.51	36	92,298.35	6	424,811.05	27	0.00	1,593,219.00	1,168,407.95
5010 COMMODITIES	2,272.53	8,028.74	29	1,450.67	4	13,270.92	39	0.00	34,000.00	20,729.08
5020 SERVICES	12,922.18	80,284.02	38	20,696.24	10	88,594.60	41	0.00	213,760.00	125,165.40
<b>TOTAL EXPENDITURES</b>	<b>162,670.36</b>	<b>653,335.27</b>	<b>36</b>	<b>114,445.26</b>	<b>6</b>	<b>526,676.57</b>	<b>29</b>	<b>0.00</b>	<b>1,840,979.00</b>	<b>1,314,302.43</b>
<b>OTHER FINANCING SOURCES (USES)</b>										
<b>TOTAL OTHER FINANCING SOURCES (USES)</b>	<b>0.00</b>	<b>0.00</b>		<b>0.00</b>		<b>0.00</b>		<b>0.00</b>	<b>0.00</b>	<b>0.00</b>
<b>NET CHANGE IN FUND BALANCE</b>	<b>47,613.62</b>	<b>-17,720.78</b>		<b>114,425.26</b>		<b>306,747.81</b>		<b>0.00</b>	<b>384,530.00</b>	<b>77,782.19</b>



**FUND DEPT 1080-052 : GENERAL CORPORATE - COURT SERVICES - PROBATION**

6/13/2022 8:46:03 AM

**PERIOD ENDING 5/31/2022**

	ACTUAL LAST YEAR			ACTUAL THIS YEAR				ENCUMBRANCE	BUDGET	UNENCUMBERED BALANCE
	CURRENT MONTH	YEAR TO DATE	%	CURRENT MONTH	%	YEAR TO DATE	%			
<b>REVENUES</b>										
4004 INTERGOVERNMENTAL REVENUE	73,012.44	434,458.91	48	0.00	0	153,834.14	16	0.00	934,365.00	780,530.86
<b>TOTAL REVENUES</b>	<b>73,012.44</b>	<b>434,458.91</b>	<b>48</b>	<b>0.00</b>	<b>0</b>	<b>153,834.14</b>	<b>16</b>	<b>0.00</b>	<b>934,365.00</b>	<b>780,530.86</b>
<b>EXPENDITURES</b>										
5001 SALARIES AND WAGES	184,205.88	649,945.62	38	123,104.99	7	584,484.77	35	0.00	1,689,567.00	1,105,082.23
5010 COMMODITIES	376.86	2,401.03	14	1,803.07	10	5,326.30	30	0.00	17,575.00	12,248.70
5020 SERVICES	919.25	2,391.66	24	324.54	3	2,014.74	21	0.00	9,600.00	7,585.26
<b>TOTAL EXPENDITURES</b>	<b>185,501.99</b>	<b>654,738.31</b>	<b>38</b>	<b>125,232.60</b>	<b>7</b>	<b>591,825.81</b>	<b>34</b>	<b>0.00</b>	<b>1,716,742.00</b>	<b>1,124,916.19</b>
<b>OTHER FINANCING SOURCES (USES)</b>										
<b>TOTAL OTHER FINANCING SOURCES (USES)</b>	<b>0.00</b>	<b>0.00</b>		<b>0.00</b>		<b>0.00</b>		<b>0.00</b>	<b>0.00</b>	<b>0.00</b>
<b>NET CHANGE IN FUND BALANCE</b>	<b>112,489.55</b>	<b>220,279.40</b>		<b>125,232.60</b>		<b>437,991.67</b>		<b>0.00</b>	<b>782,377.00</b>	<b>344,385.33</b>





**FUND DEPT 1080-053 : GENERAL CORPORATE - MENTAL HEALTH BOARD**

6/13/2022 8:46:03 AM

**PERIOD ENDING 5/31/2022**

	ACTUAL LAST YEAR			ACTUAL THIS YEAR				ENCUMBRANCE	BUDGET	UNENCUMBERED BALANCE
	CURRENT MONTH	YEAR TO DATE	%	CURRENT MONTH	%	YEAR TO DATE	%			
<b>EXPENDITURES</b>										
<b>TOTAL EXPENDITURES</b>	0.00	0.00	0	0.00	0	0.00	0	0.00	0.00	0.00
<b>NET CHANGE IN FUND BALANCE</b>	0.00	0.00		0.00		0.00		0.00	0.00	0.00



**FUND DEPT 1080-057 : GENERAL CORPORATE - DEPUTY SHERIFF MERIT COMM**

6/13/2022 8:46:03 AM

**PERIOD ENDING 5/31/2022**

	ACTUAL LAST YEAR			ACTUAL THIS YEAR				ENCUMBRANCE	BUDGET	UNENCUMBERED BALANCE
	CURRENT MONTH	YEAR TO DATE	%	CURRENT MONTH	%	YEAR TO DATE	%			
<b>EXPENDITURES</b>										
5001 SALARIES AND WAGES	0.00	0.00	0	135.00	14	225.00	24	0.00	950.00	725.00
5010 COMMODITIES	0.00	0.00	0	0.00	0	0.00	0	0.00	300.00	300.00
5020 SERVICES	2,812.00	12,444.50	70	6,978.43	39	12,986.85	73	0.00	17,891.00	4,904.15
<b>TOTAL EXPENDITURES</b>	<b>2,812.00</b>	<b>12,444.50</b>	<b>65</b>	<b>7,113.43</b>	<b>37</b>	<b>13,211.85</b>	<b>69</b>	<b>0.00</b>	<b>19,141.00</b>	<b>5,929.15</b>
<b>NET CHANGE IN FUND BALANCE</b>	<b>2,812.00</b>	<b>12,444.50</b>		<b>7,113.43</b>		<b>13,211.85</b>		<b>0.00</b>	<b>19,141.00</b>	<b>5,929.15</b>




**FUND DEPT 1080-071 : GENERAL CORPORATE - PUBLIC PROP (PHYS, PLNT, FAC)**

6/13/2022 8:46:03 AM

**PERIOD ENDING 5/31/2022**

	ACTUAL LAST YEAR			ACTUAL THIS YEAR				ENCUMBRANCE	BUDGET	UNENCUMBERED BALANCE
	CURRENT MONTH	YEAR TO DATE	%	CURRENT MONTH	%	YEAR TO DATE	%			
<b>REVENUES</b>										
4004 INTERGOVERNMENTAL REVENUE	5,589.73	5,589.73	0	0.00	0	0.00	0	0.00	0.00	0.00
4007 CHARGES FOR SERVICES	4,788.78	8,330.46	14	0.00	0	7,747.43	13	0.00	59,000.00	51,252.57
4009 MISCELLANEOUS REVENUES	1,326.54	5,600.09	16	743.75	2	10,208.05	30	0.00	34,000.00	23,791.95
4010 RENTS AND ROYALTIES	21,486.64	313,779.50	36	15,649.54	2	522,687.21	58	0.00	894,386.00	371,698.79
<b>TOTAL REVENUES</b>	<b>33,191.69</b>	<b>333,299.78</b>	<b>35</b>	<b>16,393.29</b>	<b>2</b>	<b>540,642.69</b>	<b>55</b>	<b>0.00</b>	<b>987,386.00</b>	<b>446,743.31</b>
<b>EXPENDITURES</b>										
5001 SALARIES AND WAGES	109,546.34	401,372.07	39	76,714.86	8	368,511.24	36	0.00	1,018,575.00	650,063.76
5010 COMMODITIES	7,273.31	51,551.64	45	9,662.68	8	63,270.45	53	0.00	119,053.00	55,782.55
5020 SERVICES	141,410.14	588,127.96	34	71,493.55	4	290,102.94	17	0.00	1,744,551.00	1,454,448.06
5050 INTEREST AND FISCAL CHARGES	0.00	0.00	0	0.00	0	0.00	0	0.00	184,275.00	184,275.00
<b>TOTAL EXPENDITURES</b>	<b>258,229.79</b>	<b>1,041,051.67</b>	<b>34</b>	<b>157,871.09</b>	<b>5</b>	<b>721,884.63</b>	<b>24</b>	<b>0.00</b>	<b>3,066,454.00</b>	<b>2,344,569.37</b>
<b>OTHER FINANCING SOURCES (USES)</b>										
6001 OTHER FINANCING SOURCES	143,019.25	270,889.53	34	0.00	0	0.00	0	0.00	800,000.00	800,000.00
7001 OTHER FINANCING USES	0.00	0.00	0	0.00	0	0.00	0	0.00	-2,150,000.00	-2,150,000.00
<b>TOTAL OTHER FINANCING SOURCES (USES)</b>	<b>143,019.25</b>	<b>270,889.53</b>		<b>0.00</b>		<b>0.00</b>		<b>0.00</b>	<b>-1,350,000.00</b>	<b>-1,350,000.00</b>
<b>NET CHANGE IN FUND BALANCE</b>	<b>82,018.85</b>	<b>436,862.36</b>		<b>141,477.80</b>		<b>181,241.94</b>		<b>0.00</b>	<b>3,429,068.00</b>	<b>3,247,826.06</b>



**FUND DEPT 1080-072 : GENERAL CORPORATE - ADA COMPLIANCE**

6/13/2022 8:46:03 AM

**PERIOD ENDING 5/31/2022**

	ACTUAL LAST YEAR			ACTUAL THIS YEAR				ENCUMBRANCE	BUDGET	UNENCUMBERED BALANCE
	CURRENT MONTH	YEAR TO DATE	%	CURRENT MONTH	%	YEAR TO DATE	%			
<b>EXPENDITURES</b>										
<b>TOTAL EXPENDITURES</b>	0.00	0.00	0	0.00	0	0.00	0	0.00	0.00	0.00
<b>NET CHANGE IN FUND BALANCE</b>	0.00	0.00		0.00		0.00		0.00	0.00	0.00



FUND DEPT 1080-075 : GENERAL CORPORATE - GENERAL COUNTY

6/13/2022 8:46:03 AM

PERIOD ENDING 5/31/2022

	ACTUAL LAST YEAR			ACTUAL THIS YEAR				ENCUMBRANCE	BUDGET	UNENCUMBERED BALANCE
	CURRENT MONTH	YEAR TO DATE	%	CURRENT MONTH	%	YEAR TO DATE	%			
<b>REVENUES</b>										
4001 PROPERTY TAX	0.00	0.00	0	0.00	0	0.00	0	0.00	13,339,312.00	13,339,312.00
4002 LOCAL SALES TAX	0.00	6,149.47	11	0.00	0	0.00	0	0.00	56,000.00	56,000.00
4003 OTHER TAXES	0.00	0.00	0	1,634.77	16	4,056.86	41	0.00	10,000.00	5,943.14
4004 INTERGOVERNMENTAL REVENUE	-92,369.13	1,253,445.14	10	0.00	0	26,488.67	0	0.00	15,331,980.00	15,305,491.33
4007 CHARGES FOR SERVICES	0.00	2,540.00	8	0.00	0	0.00	0	0.00	30,000.00	30,000.00
4008 INVESTMENT EARNINGS	0.55	1,782.54	9	0.00	0	6,687.33	67	0.00	10,000.00	3,312.67
4009 MISCELLANEOUS REVENUES	0.00	0.00	0	0.00	0	800.00	0	0.00	0.00	-800.00
<b>TOTAL REVENUES</b>	<b>-92,368.58</b>	<b>1,263,917.15</b>	<b>5</b>	<b>1,634.77</b>	<b>0</b>	<b>38,032.86</b>	<b>0</b>	<b>0.00</b>	<b>28,777,292.00</b>	<b>28,739,259.14</b>
<b>EXPENDITURES</b>										
5003 FRINGE BENEFITS	247,924.81	1,247,641.70	37	500,789.11	15	1,261,955.45	38	0.00	3,300,000.00	2,038,044.55
5020 SERVICES	11,685.00	84,598.55	24	41,603.12	7	157,223.12	25	0.00	625,090.00	467,866.88
5050 INTEREST AND FISCAL CHARGES	0.00	0.00	0	0.00	0	0.00	0	0.00	1,500.00	1,500.00
<b>TOTAL EXPENDITURES</b>	<b>259,609.81</b>	<b>1,332,240.25</b>	<b>36</b>	<b>542,392.23</b>	<b>14</b>	<b>1,419,178.57</b>	<b>36</b>	<b>0.00</b>	<b>3,926,590.00</b>	<b>2,507,411.43</b>
<b>OTHER FINANCING SOURCES (USES)</b>										
6001 OTHER FINANCING SOURCES	0.00	0.00	0	0.00	0	0.00	0	0.00	109,196.00	109,196.00
7001 OTHER FINANCING USES	0.00	-1,000,000.00	50	0.00	0	0.00	0	0.00	-5,007,674.00	-5,007,674.00
<b>TOTAL OTHER FINANCING SOURCES (USES)</b>	<b>0.00</b>	<b>-1,000,000.00</b>		<b>0.00</b>		<b>0.00</b>		<b>0.00</b>	<b>-4,898,478.00</b>	<b>-4,898,478.00</b>
<b>NET CHANGE IN FUND BALANCE</b>	<b>351,978.39</b>	<b>1,068,323.10</b>		<b>540,757.46</b>		<b>1,381,145.71</b>		<b>0.00</b>	<b>-19,952,224.00</b>	<b>-21,333,369.71</b>



**FUND DEPT 1080-077 : GENERAL CORPORATE - ZONING AND ENFORCE (P&Z)**

6/13/2022 8:46:03 AM

**PERIOD ENDING 5/31/2022**

	ACTUAL LAST YEAR			ACTUAL THIS YEAR				ENCUMBRANCE	BUDGET	UNENCUMBERED BALANCE
	CURRENT MONTH	YEAR TO DATE	%	CURRENT MONTH	%	YEAR TO DATE	%			
<b>REVENUES</b>										
4006 LICENSES AND PERMITS	2,491.00	11,644.00	26	0.00	0	8,275.00	4	0.00	217,006.00	208,731.00
4007 CHARGES FOR SERVICES	2,816.80	6,116.80	67	0.00	0	2,520.00	20	0.00	12,722.00	10,202.00
4009 MISCELLANEOUS REVENUES	500.00	2,000.00	100 0	0.00	0	0.00	0	0.00	2,000.00	2,000.00
<b>TOTAL REVENUES</b>	<b>5,807.80</b>	<b>19,760.80</b>	<b>37</b>	<b>0.00</b>	<b>0</b>	<b>10,795.00</b>	<b>5</b>	<b>0.00</b>	<b>231,728.00</b>	<b>220,933.00</b>
<b>EXPENDITURES</b>										
5001 SALARIES AND WAGES	42,914.51	145,290.10	32	31,826.01	6	153,700.78	30	0.00	509,109.00	355,408.22
5010 COMMODITIES	378.97	2,050.56	42	227.70	5	2,477.42	51	0.00	4,866.00	2,388.58
5020 SERVICES	332.66	3,678.52	18	701.73	3	3,180.24	15	0.00	20,776.00	17,595.76
<b>TOTAL EXPENDITURES</b>	<b>43,626.14</b>	<b>151,019.18</b>	<b>32</b>	<b>32,755.44</b>	<b>6</b>	<b>159,358.44</b>	<b>30</b>	<b>0.00</b>	<b>534,751.00</b>	<b>375,392.56</b>
<b>NET CHANGE IN FUND BALANCE</b>	<b>37,818.34</b>	<b>131,258.38</b>		<b>32,755.44</b>		<b>148,563.44</b>		<b>0.00</b>	<b>303,023.00</b>	<b>154,459.56</b>



**FUND DEPT 1080-124 : GENERAL CORPORATE - REGIONAL OFFICE EDUCATION**

6/13/2022 8:46:03 AM

**PERIOD ENDING 5/31/2022**

	ACTUAL LAST YEAR			ACTUAL THIS YEAR				ENCUMBRANCE	BUDGET	UNENCUMBERED BALANCE
	CURRENT MONTH	YEAR TO DATE	%	CURRENT MONTH	%	YEAR TO DATE	%			
<b>EXPENDITURES</b>										
5020 SERVICES	38,635.13	115,905.38	50	39,036.98	17	117,111.02	50	0.00	234,222.00	117,110.98
<b>TOTAL EXPENDITURES</b>	<b>38,635.13</b>	<b>115,905.38</b>	<b>50</b>	<b>39,036.98</b>	<b>17</b>	<b>117,111.02</b>	<b>50</b>	<b>0.00</b>	<b>234,222.00</b>	<b>117,110.98</b>
<b>NET CHANGE IN FUND BALANCE</b>	<b>38,635.13</b>	<b>115,905.38</b>		<b>39,036.98</b>		<b>117,111.02</b>		<b>0.00</b>	<b>234,222.00</b>	<b>117,110.98</b>



**FUND DEPT 1080-127 : GENERAL CORPORATE - VETERANS ASSISTNC COMMSN**

6/13/2022 8:46:03 AM

**PERIOD ENDING 5/31/2022**

	ACTUAL LAST YEAR			ACTUAL THIS YEAR				ENCUMBRANCE	BUDGET	UNENCUMBERED BALANCE
	CURRENT MONTH	YEAR TO DATE	%	CURRENT MONTH	%	YEAR TO DATE	%			
<b>REVENUES</b>										
4009 MISCELLANEOUS REVENUES	5,756.70	6,304.70	0	0.00	0	0.00	0	0.00	0.00	0.00
<b>TOTAL REVENUES</b>	<b>5,756.70</b>	<b>6,304.70</b>	<b>0</b>	<b>0.00</b>	<b>0</b>	<b>0.00</b>	<b>0</b>	<b>0.00</b>	<b>0.00</b>	<b>0.00</b>
<b>EXPENDITURES</b>										
5001 SALARIES AND WAGES	5,361.12	18,540.54	40	3,680.64	8	17,253.00	36	0.00	48,318.00	31,065.00
5020 SERVICES	6,900.00	35,513.48	43	7,800.00	9	37,634.00	42	0.00	88,631.00	50,997.00
<b>TOTAL EXPENDITURES</b>	<b>12,261.12</b>	<b>54,054.02</b>	<b>42</b>	<b>11,480.64</b>	<b>8</b>	<b>54,887.00</b>	<b>40</b>	<b>0.00</b>	<b>136,949.00</b>	<b>82,062.00</b>
<b>NET CHANGE IN FUND BALANCE</b>	<b>6,504.42</b>	<b>47,749.32</b>		<b>11,480.64</b>		<b>54,887.00</b>		<b>0.00</b>	<b>136,949.00</b>	<b>82,062.00</b>





FUND DEPT 1080-130 : GENERAL CORPORATE - CIRC CLK SUPPORT ENFORCE

6/13/2022 8:46:03 AM

PERIOD ENDING 5/31/2022

	ACTUAL LAST YEAR			ACTUAL THIS YEAR				ENCUMBRANCE	BUDGET	UNENCUMBERED BALANCE
	CURRENT MONTH	YEAR TO DATE	%	CURRENT MONTH	%	YEAR TO DATE	%			
<b>REVENUES</b>										
4004 INTERGOVERNMENTAL REVENUE	0.00	3,465.00	13	0.00	0	0.00	0	0.00	12,896.00	12,896.00
<b>TOTAL REVENUES</b>	<b>0.00</b>	<b>3,465.00</b>	<b>13</b>	<b>0.00</b>	<b>0</b>	<b>0.00</b>	<b>0</b>	<b>0.00</b>	<b>12,896.00</b>	<b>12,896.00</b>
<b>EXPENDITURES</b>										
5001 SALARIES AND WAGES	4,820.51	16,989.62	41	0.00	0	0.00	0	0.00	12,896.00	12,896.00
<b>TOTAL EXPENDITURES</b>	<b>4,820.51</b>	<b>16,989.62</b>	<b>41</b>	<b>0.00</b>	<b>0</b>	<b>0.00</b>	<b>0</b>	<b>0.00</b>	<b>12,896.00</b>	<b>12,896.00</b>
<b>OTHER FINANCING SOURCES (USES)</b>										
<b>TOTAL OTHER FINANCING SOURCES (USES)</b>	<b>0.00</b>	<b>0.00</b>		<b>0.00</b>		<b>0.00</b>		<b>0.00</b>	<b>0.00</b>	<b>0.00</b>
<b>NET CHANGE IN FUND BALANCE</b>	<b>4,820.51</b>	<b>13,524.62</b>		<b>0.00</b>		<b>0.00</b>		<b>0.00</b>	<b>0.00</b>	<b>0.00</b>



FUND DEPT 1080-140 : GENERAL CORPORATE - CORRECTIONAL CENTER

6/13/2022 8:46:03 AM

PERIOD ENDING 5/31/2022

	ACTUAL LAST YEAR			ACTUAL THIS YEAR				ENCUMBRANCE	BUDGET	UNENCUMBERED BALANCE
	CURRENT MONTH	YEAR TO DATE	%	CURRENT MONTH	%	YEAR TO DATE	%			
<b>REVENUES</b>										
4004 INTERGOVERNMENTAL REVENUE	1,382.15	9,259.92	8	0.00	0	317,135.00	101	0.00	312,540.00	-4,595.00
4007 CHARGES FOR SERVICES	36,524.28	158,632.91	32	0.00	0	31,347.39	7	0.00	422,875.00	391,527.61
4009 MISCELLANEOUS REVENUES	1,200.00	4,491.97	18	0.00	0	2,400.00	11	0.00	22,500.00	20,100.00
<b>TOTAL REVENUES</b>	<b>39,106.43</b>	<b>172,384.80</b>	<b>27</b>	<b>0.00</b>	<b>0</b>	<b>350,882.39</b>	<b>46</b>	<b>0.00</b>	<b>757,915.00</b>	<b>407,032.61</b>
<b>EXPENDITURES</b>										
5001 SALARIES AND WAGES	343,960.93	1,228,003.24	42	250,280.45	8	1,163,557.50	36	0.00	3,275,297.00	2,111,739.50
5002 LAW ENFORCEMENT SALARIES	219,081.78	820,233.24	35	167,528.16	8	745,160.76	37	0.00	2,017,885.00	1,272,724.24
5003 FRINGE BENEFITS	94.93	398.68	100	116.00	29	388.00	98	0.00	395.00	7.00
5010 COMMODITIES	12,298.32	70,978.35	27	21,291.11	8	88,904.58	34	0.00	265,275.00	176,370.42
5020 SERVICES	76,256.23	541,148.92	38	245,022.26	9	1,078,670.33	41	0.00	2,621,935.00	1,543,264.67
<b>TOTAL EXPENDITURES</b>	<b>651,692.19</b>	<b>2,660,762.43</b>	<b>38</b>	<b>684,237.98</b>	<b>8</b>	<b>3,076,681.17</b>	<b>38</b>	<b>0.00</b>	<b>8,180,787.00</b>	<b>5,104,105.83</b>
<b>OTHER FINANCING SOURCES (USES)</b>										
6001 OTHER FINANCING SOURCES	0.00	0.00	0	0.00	0	0.00	0	0.00	1,096,056.00	1,096,056.00
<b>TOTAL OTHER FINANCING SOURCES (USES)</b>	<b>0.00</b>	<b>0.00</b>		<b>0.00</b>		<b>0.00</b>		<b>0.00</b>	<b>1,096,056.00</b>	<b>1,096,056.00</b>
<b>NET CHANGE IN FUND BALANCE</b>	<b>612,585.76</b>	<b>2,488,377.63</b>		<b>684,237.98</b>		<b>2,725,798.78</b>		<b>0.00</b>	<b>6,326,816.00</b>	<b>3,601,017.22</b>




**FUND DEPT 1080-141 : GENERAL CORPORATE - STS ATTY SUPPORT ENFORCE**

6/13/2022 8:46:03 AM

**PERIOD ENDING 5/31/2022**

	ACTUAL LAST YEAR			ACTUAL THIS YEAR				ENCUMBRANCE	BUDGET	UNENCUMBERED BALANCE
	CURRENT MONTH	YEAR TO DATE	%	CURRENT MONTH	%	YEAR TO DATE	%			
<b>REVENUES</b>										
4004 INTERGOVERNMENTAL REVENUE	0.00	95,406.77	30	50,049.53	15	75,485.82	23	0.00	324,550.00	249,064.18
<b>TOTAL REVENUES</b>	<b>0.00</b>	<b>95,406.77</b>	<b>30</b>	<b>50,049.53</b>	<b>15</b>	<b>75,485.82</b>	<b>23</b>	<b>0.00</b>	<b>324,550.00</b>	<b>249,064.18</b>
<b>EXPENDITURES</b>										
5001 SALARIES AND WAGES	22,104.00	77,804.08	31	15,187.97	7	84,179.13	37	0.00	229,377.00	145,197.87
5003 FRINGE BENEFITS	4,506.04	24,330.55	26	11,426.20	13	32,856.38	37	0.00	88,706.00	55,849.62
5010 COMMODITIES	629.18	978.79	11	570.57	6	1,135.14	13	0.00	9,030.00	7,894.86
5020 SERVICES	341.55	1,349.32	5	41.44	0	1,185.09	4	0.00	28,470.00	27,284.91
<b>TOTAL EXPENDITURES</b>	<b>27,580.77</b>	<b>104,462.74</b>	<b>27</b>	<b>27,226.18</b>	<b>8</b>	<b>119,355.74</b>	<b>34</b>	<b>0.00</b>	<b>355,583.00</b>	<b>236,227.26</b>
<b>NET CHANGE IN FUND BALANCE</b>	<b>27,580.77</b>	<b>9,055.97</b>		<b>-22,823.35</b>		<b>43,869.92</b>		<b>0.00</b>	<b>31,033.00</b>	<b>-12,836.92</b>



PERIOD ENDING 5/31/2022

	ACTUAL LAST YEAR			ACTUAL THIS YEAR				ENCUMBRANCE	BUDGET	UNENCUMBERED BALANCE
	CURRENT MONTH	YEAR TO DATE	%	CURRENT MONTH	%	YEAR TO DATE	%			
<b>REVENUES</b>										
4004 INTERGOVERNMENTAL REVENUE	3,825,824.41	13,390,015.34	63	2,295,983.58	8	7,483,911.70	26	0.00	28,317,014.00	20,833,102.30
4007 CHARGES FOR SERVICES	225,948.91	667,107.15	39	214,831.70	13	494,817.98	29	0.00	1,711,700.00	1,216,882.02
4008 INVESTMENT EARNINGS	0.00	1,240.63	6	0.04	0	1,790.39	36	0.00	5,000.00	3,209.61
4009 MISCELLANEOUS REVENUES	3,400.00	43,400.00	59	0.00	0	0.00	0	0.00	86,500.00	86,500.00
<b>TOTAL REVENUES</b>	<b>4,055,173.32</b>	<b>14,101,763.12</b>	<b>62</b>	<b>2,510,815.32</b>	<b>8</b>	<b>7,980,520.07</b>	<b>26</b>	<b>0.00</b>	<b>30,120,214.00</b>	<b>22,139,693.93</b>
<b>EXPENDITURES</b>										
5001 SALARIES AND WAGES	591,406.91	2,046,546.05	33	519,143.81	7	2,121,879.26	28	0.00	7,627,187.79	5,505,308.53
5003 FRINGE BENEFITS	112,994.56	571,011.20	47	221,675.07	13	627,981.94	37	0.00	1,701,445.00	1,073,463.06
5010 COMMODITIES	37,210.44	90,355.12	17	38,746.15	11	78,440.49	23	12,898.31	347,373.00	268,932.51
5020 SERVICES	1,638,949.84	5,421,137.60	40	2,724,727.68	14	7,020,819.68	35	0.00	20,127,046.21	13,106,226.53
8000 CAPITAL OUTLAY	0.00	0.00	0	0.00	0	0.00	0	73,164.44	325,975.00	325,975.00
<b>TOTAL EXPENDITURES</b>	<b>2,380,561.75</b>	<b>8,129,049.97</b>	<b>37</b>	<b>3,504,292.71</b>	<b>12</b>	<b>9,849,121.37</b>	<b>33</b>	<b>86,062.75</b>	<b>30,129,027.00</b>	<b>20,279,905.63</b>
<b>OTHER FINANCING SOURCES (USES)</b>										
6001 OTHER FINANCING SOURCES	13,378.74	59,526.89	18	15,494.08	4	70,149.98	16	0.00	437,493.00	367,343.02
7001 OTHER FINANCING USES	-7,601.61	-41,495.15	7	-15,494.08	5	-68,968.12	22	0.00	-320,715.00	-251,746.88
<b>TOTAL OTHER FINANCING SOURCES (USES)</b>	<b>5,777.13</b>	<b>18,031.74</b>		<b>0.00</b>		<b>1,181.86</b>		<b>0.00</b>	<b>116,778.00</b>	<b>115,596.14</b>
<b>NET CHANGE IN FUND BALANCE</b>	<b>-1,680,388.70</b>	<b>-5,990,744.89</b>		<b>993,477.39</b>		<b>1,867,419.44</b>		<b>86,062.75</b>	<b>-107,965.00</b>	<b>-1,975,384.44</b>



**FUND DEPT 2076-011 : TORT IMMUNITY TAX FUND - SOLID WASTE MGMT**

6/13/2022 8:46:03 AM

**PERIOD ENDING 5/31/2022**

	ACTUAL LAST YEAR			ACTUAL THIS YEAR				ENCUMBRANCE	BUDGET	UNENCUMBERED BALANCE
	CURRENT MONTH	YEAR TO DATE	%	CURRENT MONTH	%	YEAR TO DATE	%			
<b>EXPENDITURES</b>										
<b>TOTAL EXPENDITURES</b>	0.00	0.00	0	0.00	0	0.00	0	0.00	0.00	0.00
<b>NET CHANGE IN FUND BALANCE</b>	0.00	0.00		0.00		0.00		0.00	0.00	0.00



FUND DEPT 2076-075 : TORT IMMUNITY TAX FUND - GENERAL COUNTY

6/13/2022 8:46:03 AM

PERIOD ENDING 5/31/2022

	ACTUAL LAST YEAR			ACTUAL THIS YEAR				ENCUMBRANCE	BUDGET	UNENCUMBERED BALANCE
	CURRENT MONTH	YEAR TO DATE	%	CURRENT MONTH	%	YEAR TO DATE	%			
<b>REVENUES</b>										
4001 PROPERTY TAX	0.00	0.00	0	0.00	0	0.00	0	0.00	3,643,009.00	3,643,009.00
4003 OTHER TAXES	0.00	0.00	0	0.00	0	0.00	0	0.00	2,000.00	2,000.00
4008 INVESTMENT EARNINGS	0.00	5.07	0	0.00	0	0.00	0	0.00	0.00	0.00
<b>TOTAL REVENUES</b>	<b>0.00</b>	<b>5.07</b>	<b>0</b>	<b>0.00</b>	<b>0</b>	<b>0.00</b>	<b>0</b>	<b>0.00</b>	<b>3,645,009.00</b>	<b>3,645,009.00</b>
<b>EXPENDITURES</b>										
5003 FRINGE BENEFITS	148,717.59	439,526.54	41	155,324.43	14	387,173.84	35	0.00	1,100,000.00	712,826.16
5020 SERVICES	0.00	0.00	0	0.00	0	0.00	0	0.00	1,200,000.00	1,200,000.00
<b>TOTAL EXPENDITURES</b>	<b>148,717.59</b>	<b>439,526.54</b>	<b>20</b>	<b>155,324.43</b>	<b>7</b>	<b>387,173.84</b>	<b>17</b>	<b>0.00</b>	<b>2,300,000.00</b>	<b>1,912,826.16</b>
<b>OTHER FINANCING SOURCES (USES)</b>										
<b>TOTAL OTHER FINANCING SOURCES (USES)</b>	<b>0.00</b>	<b>0.00</b>		<b>0.00</b>		<b>0.00</b>		<b>0.00</b>	<b>0.00</b>	<b>0.00</b>
<b>NET CHANGE IN FUND BALANCE</b>	<b>148,717.59</b>	<b>439,521.47</b>		<b>155,324.43</b>		<b>387,173.84</b>		<b>0.00</b>	<b>-1,345,009.00</b>	<b>-1,732,182.84</b>



FUND DEPT 2083-060 : COUNTY HIGHWAY - HIGHWAY

6/13/2022 8:46:03 AM

PERIOD ENDING 5/31/2022

	ACTUAL LAST YEAR			ACTUAL THIS YEAR				ENCUMBRANCE	BUDGET	UNENCUMBERED BALANCE
	CURRENT MONTH	YEAR TO DATE	%	CURRENT MONTH	%	YEAR TO DATE	%			
<b>REVENUES</b>										
4001 PROPERTY TAX	0.00	0.00	0	0.00	0	0.00	0	0.00	2,941,601.00	2,941,601.00
4004 INTERGOVERNMENTAL REVENUE	0.00	12,328.75	5	0.00	0	-5,412.19	-2	0.00	250,000.00	255,412.19
4007 CHARGES FOR SERVICES	43,606.48	55,707.23	10	122,935.86	22	141,828.22	26	0.00	555,000.00	413,171.78
4008 INVESTMENT EARNINGS	0.00	1,436.98	10	0.00	0	1,488.86	50	0.00	3,000.00	1,511.14
4009 MISCELLANEOUS REVENUES	121.60	1,461.40	0	300.00	0	800.40	0	0.00	0.00	-800.40
<b>TOTAL REVENUES</b>	<b>43,728.08</b>	<b>70,934.36</b>	<b>2</b>	<b>123,235.86</b>	<b>3</b>	<b>138,705.29</b>	<b>4</b>	<b>0.00</b>	<b>3,749,601.00</b>	<b>3,610,895.71</b>
<b>EXPENDITURES</b>										
5001 SALARIES AND WAGES	164,143.88	648,743.03	43	112,884.01	7	537,976.97	35	0.00	1,553,264.00	1,015,287.03
5003 FRINGE BENEFITS	45,243.19	204,770.47	34	58,982.93	11	180,495.02	32	0.00	555,589.00	375,093.98
5010 COMMODITIES	18,361.08	95,073.64	44	17,481.72	7	88,394.69	38	0.00	234,000.00	145,605.31
5020 SERVICES	35,586.59	238,385.95	40	63,634.40	10	238,555.33	38	0.00	621,960.40	383,405.07
8000 CAPITAL OUTLAY	0.00	250,522.70	40	0.00	0	15,888.43	2	18,157.06	710,000.00	694,111.57
<b>TOTAL EXPENDITURES</b>	<b>263,334.74</b>	<b>1,437,495.79</b>	<b>40</b>	<b>252,983.06</b>	<b>7</b>	<b>1,061,310.44</b>	<b>29</b>	<b>18,157.06</b>	<b>3,674,813.40</b>	<b>2,613,502.96</b>
<b>OTHER FINANCING SOURCES (USES)</b>										
6001 OTHER FINANCING SOURCES	0.00	0.00	0	0.00	0	0.00	0	0.00	47,000.00	47,000.00
7001 OTHER FINANCING USES	0.00	-12,675.05	8	0.00	0	0.00	0	0.00	-121,539.60	-121,539.60
<b>TOTAL OTHER FINANCING SOURCES (USES)</b>	<b>0.00</b>	<b>-12,675.05</b>		<b>0.00</b>		<b>0.00</b>		<b>0.00</b>	<b>-74,539.60</b>	<b>-74,539.60</b>
<b>NET CHANGE IN FUND BALANCE</b>	<b>219,606.66</b>	<b>1,379,236.48</b>		<b>129,747.20</b>		<b>922,605.15</b>		<b>18,157.06</b>	<b>-248.00</b>	<b>-922,853.15</b>



FUND DEPT 2083-062 : COUNTY HIGHWAY - HIGHWAY BUILDING CAPITAL

6/13/2022 8:46:03 AM

PERIOD ENDING 5/31/2022

	ACTUAL LAST YEAR			ACTUAL THIS YEAR				ENCUMBRANCE	BUDGET	UNENCUMBERED BALANCE
	CURRENT MONTH	YEAR TO DATE	%	CURRENT MONTH	%	YEAR TO DATE	%			
<b>REVENUES</b>										
<b>TOTAL REVENUES</b>	<b>0.00</b>	<b>0.00</b>	<b>0</b>	<b>0.00</b>	<b>0</b>	<b>0.00</b>	<b>0</b>	<b>0.00</b>	<b>0.00</b>	<b>0.00</b>
<b>EXPENDITURES</b>										
5020 SERVICES	0.00	0.00	0	0.00	0	0.00	0	0.00	100,000.00	100,000.00
8000 CAPITAL OUTLAY	0.00	0.00	0	63,000.00	23	63,000.00	23	0.00	274,150.50	211,150.50
<b>TOTAL EXPENDITURES</b>	<b>0.00</b>	<b>0.00</b>	<b>0</b>	<b>63,000.00</b>	<b>17</b>	<b>63,000.00</b>	<b>17</b>	<b>0.00</b>	<b>374,150.50</b>	<b>311,150.50</b>
<b>OTHER FINANCING SOURCES (USES)</b>										
6001 OTHER FINANCING SOURCES	0.00	0.00	0	0.00	0	0.00	0	0.00	116,000.00	116,000.00
<b>TOTAL OTHER FINANCING SOURCES (USES)</b>	<b>0.00</b>	<b>0.00</b>		<b>0.00</b>		<b>0.00</b>		<b>0.00</b>	<b>116,000.00</b>	<b>116,000.00</b>
<b>NET CHANGE IN FUND BALANCE</b>	<b>0.00</b>	<b>0.00</b>		<b>63,000.00</b>		<b>63,000.00</b>		<b>0.00</b>	<b>258,150.50</b>	<b>195,150.50</b>





FUND DEPT 2084-060 : COUNTY BRIDGE - HIGHWAY

6/13/2022 8:46:03 AM

PERIOD ENDING 5/31/2022

	ACTUAL LAST YEAR			ACTUAL THIS YEAR				ENCUMBRANCE	BUDGET	UNENCUMBERED BALANCE
	CURRENT MONTH	YEAR TO DATE	%	CURRENT MONTH	%	YEAR TO DATE	%			
<b>REVENUES</b>										
4001 PROPERTY TAX	0.00	0.00	0	0.00	0	0.00	0	0.00	1,477,663.00	1,477,663.00
4004 INTERGOVERNMENTAL REVENUE	0.00	2,222.50	1	750.00	2	91,117.43	182	0.00	50,000.00	-41,117.43
4008 INVESTMENT EARNINGS	0.00	874.06	0	0.00	0	1,020.78	51	0.00	2,000.00	979.22
<b>TOTAL REVENUES</b>	<b>0.00</b>	<b>3,096.56</b>	<b>0</b>	<b>750.00</b>	<b>0</b>	<b>92,138.21</b>	<b>6</b>	<b>0.00</b>	<b>1,529,663.00</b>	<b>1,437,524.79</b>
<b>EXPENDITURES</b>										
5020 SERVICES	4,597.50	36,165.12	23	23,756.04	9	64,196.26	24	0.00	266,413.62	202,217.36
8000 CAPITAL OUTLAY	86,216.94	121,606.02	8	149,135.40	12	271,704.20	22	0.00	1,260,000.00	988,295.80
<b>TOTAL EXPENDITURES</b>	<b>90,814.44</b>	<b>157,771.14</b>	<b>9</b>	<b>172,891.44</b>	<b>11</b>	<b>335,900.46</b>	<b>22</b>	<b>0.00</b>	<b>1,526,413.62</b>	<b>1,190,513.16</b>
<b>OTHER FINANCING SOURCES (USES)</b>										
7001 OTHER FINANCING USES	0.00	-1,863.69	27	0.00	0	0.00	0	0.00	-1,586.38	-1,586.38
<b>TOTAL OTHER FINANCING SOURCES (USES)</b>	<b>0.00</b>	<b>-1,863.69</b>		<b>0.00</b>		<b>0.00</b>		<b>0.00</b>	<b>-1,586.38</b>	<b>-1,586.38</b>
<b>NET CHANGE IN FUND BALANCE</b>	<b>90,814.44</b>	<b>156,538.27</b>		<b>172,141.44</b>		<b>243,762.25</b>		<b>0.00</b>	<b>-1,663.00</b>	<b>-245,425.25</b>



**FUND DEPT 2085-060 : COUNTY MOTOR FUEL TAX - HIGHWAY**

6/13/2022 8:46:03 AM

**PERIOD ENDING 5/31/2022**

	ACTUAL LAST YEAR			ACTUAL THIS YEAR				ENCUMBRANCE	BUDGET	UNENCUMBERED BALANCE
	CURRENT MONTH	YEAR TO DATE	%	CURRENT MONTH	%	YEAR TO DATE	%			
<b>REVENUES</b>										
4004 INTERGOVERNMENTAL REVENUE	0.00	77,799.50	2	0.00	0	1,761,704.47	46	0.00	3,832,136.00	2,070,431.53
4007 CHARGES FOR SERVICES	0.00	15,286.95	0	0.00	0	1,093.21	0	0.00	0.00	-1,093.21
4008 INVESTMENT EARNINGS	0.00	1,738.42	3	0.00	0	4,303.00	86	0.00	5,000.00	697.00
4009 MISCELLANEOUS REVENUES	0.00	480.00	0	0.00	0	0.00	0	0.00	0.00	0.00
<b>TOTAL REVENUES</b>	<b>0.00</b>	<b>95,304.87</b>	<b>3</b>	<b>0.00</b>	<b>0</b>	<b>1,767,100.68</b>	<b>46</b>	<b>0.00</b>	<b>3,837,136.00</b>	<b>2,070,035.32</b>
<b>EXPENDITURES</b>										
5001 SALARIES AND WAGES	19,771.62	72,436.10	42	13,549.08	8	67,745.50	39	0.00	175,226.00	107,480.50
5020 SERVICES	139,941.74	305,786.29	20	132,557.69	8	418,996.68	27	0.00	1,573,000.00	1,154,003.32
8000 CAPITAL OUTLAY	0.00	14,370.00	1	0.00	0	0.00	0	0.00	350,000.00	350,000.00
<b>TOTAL EXPENDITURES</b>	<b>159,713.36</b>	<b>392,592.39</b>	<b>15</b>	<b>146,106.77</b>	<b>7</b>	<b>486,742.18</b>	<b>23</b>	<b>0.00</b>	<b>2,098,226.00</b>	<b>1,611,483.82</b>
<b>NET CHANGE IN FUND BALANCE</b>	<b>159,713.36</b>	<b>297,287.52</b>		<b>146,106.77</b>		<b>-1,280,358.50</b>		<b>0.00</b>	<b>-1,738,910.00</b>	<b>-458,551.50</b>



**FUND DEPT 2088-044 : ILL.MUNICIPAL RETIREMENT - NURSING HOME**

6/13/2022 8:46:03 AM

**PERIOD ENDING 5/31/2022**

	ACTUAL LAST YEAR			ACTUAL THIS YEAR				ENCUMBRANCE	BUDGET	UNENCUMBERED BALANCE
	CURRENT MONTH	YEAR TO DATE	%	CURRENT MONTH	%	YEAR TO DATE	%			
<b>EXPENDITURES</b>										
<b>TOTAL EXPENDITURES</b>	0.00	0.00	0	0.00	0	0.00	0	0.00	0.00	0.00
<b>OTHER FINANCING SOURCES (USES)</b>										
<b>TOTAL OTHER FINANCING SOURCES (USES)</b>	0.00	0.00		0.00		0.00		0.00	0.00	0.00
<b>NET CHANGE IN FUND BALANCE</b>	0.00	0.00		0.00		0.00		0.00	0.00	0.00



FUND DEPT 2088-073 : ILL.MUNICIPAL RETIREMENT - ILL.MUNICIPAL RETIREMENT

6/13/2022 8:46:03 AM

PERIOD ENDING 5/31/2022

	ACTUAL LAST YEAR			ACTUAL THIS YEAR				ENCUMBRANCE	BUDGET	UNENCUMBERED BALANCE
	CURRENT MONTH	YEAR TO DATE	%	CURRENT MONTH	%	YEAR TO DATE	%			
<b>REVENUES</b>										
4001 PROPERTY TAX	0.00	0.00	0	0.00	0	0.00	0	0.00	2,872,498.00	2,872,498.00
4004 INTERGOVERNMENTAL REVENUE	0.00	124,000.00	100	0.00	0	0.00	0	0.00	124,000.00	124,000.00
4008 INVESTMENT EARNINGS	0.00	228.42	5	0.00	0	203.01	24	0.00	850.00	646.99
<b>TOTAL REVENUES</b>	<b>0.00</b>	<b>124,228.42</b>	<b>4</b>	<b>0.00</b>	<b>0</b>	<b>203.01</b>	<b>0</b>	<b>0.00</b>	<b>2,997,348.00</b>	<b>2,997,144.99</b>
<b>EXPENDITURES</b>										
5003 FRINGE BENEFITS	286,719.07	1,412,421.73	36	183,490.90	5	908,090.47	23	0.00	3,993,045.00	3,084,954.53
<b>TOTAL EXPENDITURES</b>	<b>286,719.07</b>	<b>1,412,421.73</b>	<b>36</b>	<b>183,490.90</b>	<b>5</b>	<b>908,090.47</b>	<b>23</b>	<b>0.00</b>	<b>3,993,045.00</b>	<b>3,084,954.53</b>
<b>OTHER FINANCING SOURCES (USES)</b>										
6001 OTHER FINANCING SOURCES	145,283.38	355,644.52	39	0.00	0	6,302.44	1	0.00	996,547.00	990,244.56
<b>TOTAL OTHER FINANCING SOURCES (USES)</b>	<b>145,283.38</b>	<b>355,644.52</b>		<b>0.00</b>		<b>6,302.44</b>		<b>0.00</b>	<b>996,547.00</b>	<b>990,244.56</b>
<b>NET CHANGE IN FUND BALANCE</b>	<b>141,435.69</b>	<b>932,548.79</b>		<b>183,490.90</b>		<b>901,585.02</b>		<b>0.00</b>	<b>-850.00</b>	<b>-902,435.02</b>



PERIOD ENDING 5/31/2022

	ACTUAL LAST YEAR			ACTUAL THIS YEAR				ENCUMBRANCE	BUDGET	UNENCUMBERED BALANCE
	CURRENT MONTH	YEAR TO DATE	%	CURRENT MONTH	%	YEAR TO DATE	%			
<b>REVENUES</b>										
4001 PROPERTY TAX	0.00	0.00	0	0.00	0	0.00	0	0.00	775,400.00	775,400.00
4003 OTHER TAXES	0.00	0.00	0	0.00	0	2,343.80	234	0.00	1,000.00	-1,343.80
<b>TOTAL REVENUES</b>	<b>0.00</b>	<b>0.00</b>	<b>0</b>	<b>0.00</b>	<b>0</b>	<b>2,343.80</b>	<b>0</b>	<b>0.00</b>	<b>776,400.00</b>	<b>774,056.20</b>
<b>EXPENDITURES</b>										
5020 SERVICES	0.00	0.00	0	0.00	0	0.00	0	0.00	776,400.00	776,400.00
<b>TOTAL EXPENDITURES</b>	<b>0.00</b>	<b>0.00</b>	<b>0</b>	<b>0.00</b>	<b>0</b>	<b>0.00</b>	<b>0</b>	<b>0.00</b>	<b>776,400.00</b>	<b>776,400.00</b>
<b>NET CHANGE IN FUND BALANCE</b>	<b>0.00</b>	<b>0.00</b>		<b>0.00</b>		<b>-2,343.80</b>		<b>0.00</b>	<b>0.00</b>	<b>2,343.80</b>



FUND DEPT 2089-049 : COUNTY PUBLIC HEALTH FUND - BOARD OF HEALTH

6/13/2022 8:46:03 AM

PERIOD ENDING 5/31/2022

	ACTUAL LAST YEAR			ACTUAL THIS YEAR				ENCUMBRANCE	BUDGET	UNENCUMBERED BALANCE
	CURRENT MONTH	YEAR TO DATE	%	CURRENT MONTH	%	YEAR TO DATE	%			
<b>REVENUES</b>										
4001 PROPERTY TAX	0.00	0.00	0	0.00	0	0.00	0	0.00	620,916.00	620,916.00
4003 OTHER TAXES	0.00	433,671.59	30	0.00	0	0.00	0	0.00	0.00	0.00
4004 INTERGOVERNMENTAL REVENUE	11,249.05	310,377.07	107	0.00	0	553,096.04	42	0.00	1,316,691.00	763,594.96
4006 LICENSES AND PERMITS	0.00	68,575.00	59	0.00	0	29,539.00	21	0.00	139,725.00	110,186.00
4008 INVESTMENT EARNINGS	0.00	87.86	2	0.00	0	471.97	221	0.00	214.00	-257.97
4009 MISCELLANEOUS REVENUES	0.00	833.00	32	0.00	0	1,131.27	44	0.00	2,570.00	1,438.73
<b>TOTAL REVENUES</b>	<b>11,249.05</b>	<b>813,544.52</b>	<b>33</b>	<b>0.00</b>	<b>0</b>	<b>584,238.28</b>	<b>28</b>	<b>0.00</b>	<b>2,080,116.00</b>	<b>1,495,877.72</b>
<b>EXPENDITURES</b>										
5020 SERVICES	4,166.66	795,485.30	32	520,429.51	23	691,190.37	30	0.00	2,298,916.00	1,607,725.63
<b>TOTAL EXPENDITURES</b>	<b>4,166.66</b>	<b>795,485.30</b>	<b>32</b>	<b>520,429.51</b>	<b>23</b>	<b>691,190.37</b>	<b>30</b>	<b>0.00</b>	<b>2,298,916.00</b>	<b>1,607,725.63</b>
<b>OTHER FINANCING SOURCES (USES)</b>										
7001 OTHER FINANCING USES	0.00	-2,686.00	22	0.00	0	0.00	0	0.00	-1,161.00	-1,161.00
<b>TOTAL OTHER FINANCING SOURCES (USES)</b>	<b>0.00</b>	<b>-2,686.00</b>		<b>0.00</b>		<b>0.00</b>		<b>0.00</b>	<b>-1,161.00</b>	<b>-1,161.00</b>
<b>NET CHANGE IN FUND BALANCE</b>	<b>-7,082.39</b>	<b>-15,373.22</b>		<b>520,429.51</b>		<b>106,952.09</b>		<b>0.00</b>	<b>219,961.00</b>	<b>113,008.91</b>



FUND DEPT 2090-053 : MENTAL HEALTH - MENTAL HEALTH BOARD

6/13/2022 8:46:03 AM

PERIOD ENDING 5/31/2022

	ACTUAL LAST YEAR			ACTUAL THIS YEAR				ENCUMBRANCE	BUDGET	UNENCUMBERED BALANCE
	CURRENT MONTH	YEAR TO DATE	%	CURRENT MONTH	%	YEAR TO DATE	%			
<b>REVENUES</b>										
4001 PROPERTY TAX	0.00	0.00	0	0.00	0	0.00	0	0.00	5,501,918.00	5,501,918.00
4003 OTHER TAXES	0.00	0.00	0	0.00	0	0.00	0	0.00	4,000.00	4,000.00
4004 INTERGOVERNMENTAL REVENUE	0.00	130,924.00	32	0.00	0	98,856.00	25	0.00	395,426.00	296,570.00
4008 INVESTMENT EARNINGS	0.00	414.04	1	0.00	0	1,530.14	77	0.00	2,000.00	469.86
4009 MISCELLANEOUS REVENUES	0.00	100.00	0	0.00	0	38,771.00	81	0.00	48,000.00	9,229.00
<b>TOTAL REVENUES</b>	<b>0.00</b>	<b>131,438.04</b>	<b>2</b>	<b>0.00</b>	<b>0</b>	<b>139,157.14</b>	<b>2</b>	<b>0.00</b>	<b>5,951,344.00</b>	<b>5,812,186.86</b>
<b>EXPENDITURES</b>										
5001 SALARIES AND WAGES	50,134.80	194,227.45	44	34,425.80	8	152,407.55	34	0.00	452,787.00	300,379.45
5003 FRINGE BENEFITS	8,279.16	44,881.12	33	14,631.10	11	44,326.51	34	0.00	130,974.00	86,647.49
5010 COMMODITIES	124.70	3,216.12	20	6,860.84	47	7,671.68	52	0.00	14,650.00	6,978.32
5020 SERVICES	10,328.18	1,497,065.76	29	901,076.50	16	2,708,812.27	47	0.00	5,728,351.00	3,019,538.73
<b>TOTAL EXPENDITURES</b>	<b>68,866.84</b>	<b>1,739,390.45</b>	<b>30</b>	<b>956,994.24</b>	<b>15</b>	<b>2,913,218.01</b>	<b>46</b>	<b>0.00</b>	<b>6,326,762.00</b>	<b>3,413,543.99</b>
<b>OTHER FINANCING SOURCES (USES)</b>										
6001 OTHER FINANCING SOURCES	0.00	0.00	0	0.00	0	32,952.00	0	0.00	0.00	-32,952.00
7001 OTHER FINANCING USES	0.00	-11,644.00	20	0.00	0	0.00	0	0.00	-9,800.00	-9,800.00
<b>TOTAL OTHER FINANCING SOURCES (USES)</b>	<b>0.00</b>	<b>-11,644.00</b>		<b>0.00</b>		<b>32,952.00</b>		<b>0.00</b>	<b>-9,800.00</b>	<b>-42,752.00</b>
<b>NET CHANGE IN FUND BALANCE</b>	<b>68,866.84</b>	<b>1,619,596.41</b>		<b>956,994.24</b>		<b>2,741,108.87</b>		<b>0.00</b>	<b>385,218.00</b>	<b>-2,355,890.87</b>



FUND DEPT 2091-047 : ANIMAL CONTROL - ANIMAL CONTROL ADMIN

6/13/2022 8:46:03 AM

PERIOD ENDING 5/31/2022

	ACTUAL LAST YEAR			ACTUAL THIS YEAR				ENCUMBRANCE	BUDGET	UNENCUMBERED BALANCE
	CURRENT MONTH	YEAR TO DATE	%	CURRENT MONTH	%	YEAR TO DATE	%			
<b>REVENUES</b>										
4006 LICENSES AND PERMITS	28,097.00	139,312.50	46	12,606.00	4	75,621.00	22	0.00	340,000.00	264,379.00
4008 INVESTMENT EARNINGS	0.00	61.73	3	0.00	0	250.66	25	0.00	1,000.00	749.34
4009 MISCELLANEOUS REVENUES	650.00	650.00	0	0.00	0	142.00	0	0.00	0.00	-142.00
<b>TOTAL REVENUES</b>	<b>28,747.00</b>	<b>140,024.23</b>	<b>46</b>	<b>12,606.00</b>	<b>4</b>	<b>76,013.66</b>	<b>22</b>	<b>0.00</b>	<b>341,000.00</b>	<b>264,986.34</b>
<b>EXPENDITURES</b>										
5001 SALARIES AND WAGES	11,783.70	43,898.11	41	12,203.20	7	64,007.00	38	0.00	168,481.00	104,474.00
5003 FRINGE BENEFITS	4,394.96	19,801.72	44	4,590.89	7	15,111.28	22	0.00	69,265.00	54,153.72
5010 COMMODITIES	559.30	3,258.59	25	1,112.96	9	5,247.52	43	0.00	12,100.00	6,852.48
5020 SERVICES	1,136.81	8,601.68	22	1,825.34	3	24,366.04	37	0.00	66,491.00	42,124.96
8000 CAPITAL OUTLAY	0.00	0.00	0	0.00	0	0.00	0	0.00	22,000.00	22,000.00
<b>TOTAL EXPENDITURES</b>	<b>17,874.77</b>	<b>75,560.10</b>	<b>37</b>	<b>19,732.39</b>	<b>6</b>	<b>108,731.84</b>	<b>32</b>	<b>0.00</b>	<b>338,337.00</b>	<b>229,605.16</b>
<b>OTHER FINANCING SOURCES (USES)</b>										
7001 OTHER FINANCING USES	0.00	-1,341.00	25	0.00	0	0.00	0	0.00	-25.00	-25.00
<b>TOTAL OTHER FINANCING SOURCES (USES)</b>	<b>0.00</b>	<b>-1,341.00</b>		<b>0.00</b>		<b>0.00</b>		<b>0.00</b>	<b>-25.00</b>	<b>-25.00</b>
<b>NET CHANGE IN FUND BALANCE</b>	<b>-10,872.23</b>	<b>-63,123.13</b>		<b>7,126.39</b>		<b>32,718.18</b>		<b>0.00</b>	<b>-2,638.00</b>	<b>-35,356.18</b>





FUND DEPT 2091-247 : ANIMAL CONTROL - ANIMAL WARDEN SERVICES

6/13/2022 8:46:03 AM

PERIOD ENDING 5/31/2022

	ACTUAL LAST YEAR			ACTUAL THIS YEAR				ENCUMBRANCE	BUDGET	UNENCUMBERED BALANCE
	CURRENT MONTH	YEAR TO DATE	%	CURRENT MONTH	%	YEAR TO DATE	%			
<b>REVENUES</b>										
4004 INTERGOVERNMENTAL REVENUE	6,987.27	55,270.60	39	117.33	0	38,085.85	19	0.00	198,176.00	160,090.15
4005 FINES AND FORFEITURES	1,317.53	5,962.53	60	900.00	9	5,105.00	51	0.00	10,000.00	4,895.00
4009 MISCELLANEOUS REVENUES	0.00	0.00	0	0.00	0	0.00	0	0.00	1,540.00	1,540.00
<b>TOTAL REVENUES</b>	<b>8,304.80</b>	<b>61,233.13</b>	<b>40</b>	<b>1,017.33</b>	<b>0</b>	<b>43,190.85</b>	<b>21</b>	<b>0.00</b>	<b>209,716.00</b>	<b>166,525.15</b>
<b>EXPENDITURES</b>										
5001 SALARIES AND WAGES	13,865.87	44,069.93	34	8,656.45	7	44,347.49	34	0.00	129,788.00	85,440.51
5003 FRINGE BENEFITS	4,203.74	16,784.39	28	4,049.89	7	14,986.67	25	0.00	58,845.00	43,858.33
5010 COMMODITIES	1,039.05	4,748.63	33	2,042.77	4	9,013.70	20	0.00	45,810.00	36,796.30
5020 SERVICES	63.00	2,369.48	18	1,718.11	12	1,806.65	13	0.00	14,000.00	12,193.35
8000 CAPITAL OUTLAY	0.00	16,077.00	100	0.00	0	51,107.00	100	0.00	51,107.00	0.00
<b>TOTAL EXPENDITURES</b>	<b>19,171.66</b>	<b>84,049.43</b>	<b>36</b>	<b>16,467.22</b>	<b>5</b>	<b>121,261.51</b>	<b>40</b>	<b>0.00</b>	<b>299,550.00</b>	<b>178,288.49</b>
<b>NET CHANGE IN FUND BALANCE</b>	<b>10,866.86</b>	<b>22,816.30</b>		<b>15,449.89</b>		<b>78,070.66</b>		<b>0.00</b>	<b>89,834.00</b>	<b>11,763.34</b>



**FUND DEPT 2091-248 : ANIMAL CONTROL - ANIMAL IMPOUND SERVICES**

6/13/2022 8:46:03 AM

**PERIOD ENDING 5/31/2022**

	ACTUAL LAST YEAR			ACTUAL THIS YEAR				ENCUMBRANCE	BUDGET	UNENCUMBERED BALANCE
	CURRENT MONTH	YEAR TO DATE	%	CURRENT MONTH	%	YEAR TO DATE	%			
<b>REVENUES</b>										
4004 INTERGOVERNMENTAL REVENUE	38,312.68	81,319.83	50	77.17	0	41,922.53	25	0.00	165,634.00	123,711.47
4005 FINES AND FORFEITURES	3,736.00	22,158.84	55	756.00	2	26,857.39	60	0.00	44,800.00	17,942.61
<b>TOTAL REVENUES</b>	<b>42,048.68</b>	<b>103,478.67</b>	<b>51</b>	<b>833.17</b>	<b>0</b>	<b>68,779.92</b>	<b>33</b>	<b>0.00</b>	<b>210,434.00</b>	<b>141,654.08</b>
<b>EXPENDITURES</b>										
5001 SALARIES AND WAGES	12,761.88	46,175.31	40	8,781.16	6	48,203.84	34	0.00	141,651.00	93,447.16
5003 FRINGE BENEFITS	2,477.89	9,478.71	20	4,137.16	7	13,800.23	22	0.00	61,993.00	48,192.77
5010 COMMODITIES	1,463.46	10,896.01	35	3,564.24	11	10,679.09	34	0.00	31,700.00	21,020.91
5020 SERVICES	0.00	5,987.65	20	0.00	0	670.00	4	0.00	15,750.00	15,080.00
<b>TOTAL EXPENDITURES</b>	<b>16,703.23</b>	<b>72,537.68</b>	<b>33</b>	<b>16,482.56</b>	<b>7</b>	<b>73,353.16</b>	<b>29</b>	<b>0.00</b>	<b>251,094.00</b>	<b>177,740.84</b>
<b>NET CHANGE IN FUND BALANCE</b>	<b>-25,345.45</b>	<b>-30,940.99</b>		<b>15,649.39</b>		<b>4,573.24</b>		<b>0.00</b>	<b>40,660.00</b>	<b>36,086.76</b>



FUND DEPT 2092-074 : LAW LIBRARY - LAW LIBRARY

6/13/2022 8:46:03 AM

PERIOD ENDING 5/31/2022

	ACTUAL LAST YEAR			ACTUAL THIS YEAR				ENCUMBRANCE	BUDGET	UNENCUMBERED BALANCE
	CURRENT MONTH	YEAR TO DATE	%	CURRENT MONTH	%	YEAR TO DATE	%			
<b>REVENUES</b>										
4007 CHARGES FOR SERVICES	7,305.75	24,152.75	27	0.00	0	17,505.75	22	0.00	80,000.00	62,494.25
4008 INVESTMENT EARNINGS	0.00	16.05	3	0.00	0	80.13	80	0.00	100.00	19.87
4009 MISCELLANEOUS REVENUES	0.00	0.00	0	0.00	0	715.00	0	0.00	0.00	-715.00
<b>TOTAL REVENUES</b>	<b>7,305.75</b>	<b>24,168.80</b>	<b>27</b>	<b>0.00</b>	<b>0</b>	<b>18,300.88</b>	<b>23</b>	<b>0.00</b>	<b>80,100.00</b>	<b>61,799.12</b>
<b>EXPENDITURES</b>										
5010 COMMODITIES	3,543.26	11,223.88	22	2,887.01	7	16,694.76	42	0.00	39,835.00	23,140.24
5020 SERVICES	145.68	6,243.58	25	523.03	1	7,589.10	18	0.00	42,150.00	34,560.90
<b>TOTAL EXPENDITURES</b>	<b>3,688.94</b>	<b>17,467.46</b>	<b>23</b>	<b>3,410.04</b>	<b>4</b>	<b>24,283.86</b>	<b>30</b>	<b>0.00</b>	<b>81,985.00</b>	<b>57,701.14</b>
<b>OTHER FINANCING SOURCES (USES)</b>										
<b>TOTAL OTHER FINANCING SOURCES (USES)</b>	<b>0.00</b>	<b>0.00</b>		<b>0.00</b>		<b>0.00</b>		<b>0.00</b>	<b>0.00</b>	<b>0.00</b>
<b>NET CHANGE IN FUND BALANCE</b>	<b>-3,616.81</b>	<b>-6,701.34</b>		<b>3,410.04</b>		<b>5,982.98</b>		<b>0.00</b>	<b>1,885.00</b>	<b>-4,097.98</b>



FUND DEPT 2093-031 : FORECLOSURE MEDIATION FND - CIRCUIT COURT

6/13/2022 8:46:03 AM

PERIOD ENDING 5/31/2022

	ACTUAL LAST YEAR			ACTUAL THIS YEAR				ENCUMBRANCE	BUDGET	UNENCUMBERED BALANCE
	CURRENT MONTH	YEAR TO DATE	%	CURRENT MONTH	%	YEAR TO DATE	%			
<b>REVENUES</b>										
4007 CHARGES FOR SERVICES	75.00	900.00	6	0.00	0	150.00	1	0.00	26,600.00	26,450.00
4008 INVESTMENT EARNINGS	0.00	5.17	3	0.00	0	14.01	14	0.00	100.00	85.99
<b>TOTAL REVENUES</b>	<b>75.00</b>	<b>905.17</b>	<b>6</b>	<b>0.00</b>	<b>0</b>	<b>164.01</b>	<b>1</b>	<b>0.00</b>	<b>26,700.00</b>	<b>26,535.99</b>
<b>EXPENDITURES</b>										
5001 SALARIES AND WAGES	1,407.12	4,800.51	44	690.69	5	3,766.62	27	0.00	14,000.00	10,233.38
5003 FRINGE BENEFITS	80.38	393.34	39	108.71	8	357.29	26	0.00	1,381.00	1,023.71
5010 COMMODITIES	0.00	44.75	22	0.00	0	0.00	0	0.00	200.00	200.00
5020 SERVICES	0.00	1,000.00	9	0.00	0	400.00	2	0.00	18,723.00	18,323.00
<b>TOTAL EXPENDITURES</b>	<b>1,487.50</b>	<b>6,238.60</b>	<b>27</b>	<b>799.40</b>	<b>2</b>	<b>4,523.91</b>	<b>13</b>	<b>0.00</b>	<b>34,304.00</b>	<b>29,780.09</b>
<b>OTHER FINANCING SOURCES (USES)</b>										
<b>TOTAL OTHER FINANCING SOURCES (USES)</b>	<b>0.00</b>	<b>0.00</b>		<b>0.00</b>		<b>0.00</b>		<b>0.00</b>	<b>0.00</b>	<b>0.00</b>
<b>NET CHANGE IN FUND BALANCE</b>	<b>1,412.50</b>	<b>5,333.43</b>		<b>799.40</b>		<b>4,359.90</b>		<b>0.00</b>	<b>7,604.00</b>	<b>3,244.10</b>



FUND DEPT 2101-054 : MHB/DDB CILA FACILITIES - CILA PROJECT

6/13/2022 8:46:03 AM

PERIOD ENDING 5/31/2022

	ACTUAL LAST YEAR			ACTUAL THIS YEAR				ENCUMBRANCE	BUDGET	UNENCUMBERED BALANCE
	CURRENT MONTH	YEAR TO DATE	%	CURRENT MONTH	%	YEAR TO DATE	%			
<b>REVENUES</b>										
4008 INVESTMENT EARNINGS	0.00	31.40	1	0.00	0	321.77	161	0.00	200.00	-121.77
4009 MISCELLANEOUS REVENUES	0.00	0.00	0	0.00	0	260,368.90	0	0.00	0.00	-260,368.90
<b>TOTAL REVENUES</b>	<b>0.00</b>	<b>31.40</b>	<b>0</b>	<b>0.00</b>	<b>0</b>	<b>260,690.67</b>	<b>130</b> <b>345</b>	<b>0.00</b>	<b>200.00</b>	<b>-260,490.67</b>
<b>EXPENDITURES</b>										
5010 COMMODITIES	0.00	5,170.20	21	0.00	0	0.00	0	0.00	6,176.00	6,176.00
5020 SERVICES	2,233.50	2,233.50	7	-814.00	-2	13,478.33	40	0.00	34,024.00	20,545.67
8000 CAPITAL OUTLAY	0.00	0.00	0	0.00	0	0.00	0	0.00	10,000.00	10,000.00
<b>TOTAL EXPENDITURES</b>	<b>2,233.50</b>	<b>7,403.70</b>	<b>10</b>	<b>-814.00</b>	<b>-2</b>	<b>13,478.33</b>	<b>27</b>	<b>0.00</b>	<b>50,200.00</b>	<b>36,721.67</b>
<b>OTHER FINANCING SOURCES (USES)</b>										
6001 OTHER FINANCING SOURCES	0.00	50,000.00	100	0.00	0	50,000.00	100	0.00	50,000.00	0.00
<b>TOTAL OTHER FINANCING SOURCES (USES)</b>	<b>0.00</b>	<b>50,000.00</b>		<b>0.00</b>		<b>50,000.00</b>		<b>0.00</b>	<b>50,000.00</b>	<b>0.00</b>
<b>NET CHANGE IN FUND BALANCE</b>	<b>2,233.50</b>	<b>-42,627.70</b>		<b>-814.00</b>		<b>-297,212.34</b>		<b>0.00</b>	<b>0.00</b>	<b>297,212.34</b>



FUND DEPT 2103-060 : HWY FED AID MATCHING FUND - HIGHWAY

6/13/2022 8:46:03 AM

PERIOD ENDING 5/31/2022

	ACTUAL LAST YEAR			ACTUAL THIS YEAR				ENCUMBRANCE	BUDGET	UNENCUMBERED BALANCE
	CURRENT MONTH	YEAR TO DATE	%	CURRENT MONTH	%	YEAR TO DATE	%			
<b>REVENUES</b>										
4001 PROPERTY TAX	0.00	0.00	0	0.00	0	0.00	0	0.00	118,945.00	118,945.00
4008 INVESTMENT EARNINGS	0.00	312.19	0	0.00	0	222.58	0	0.00	0.00	-222.58
<b>TOTAL REVENUES</b>	<b>0.00</b>	<b>312.19</b>	<b>0</b>	<b>0.00</b>	<b>0</b>	<b>222.58</b>	<b>0</b>	<b>0.00</b>	<b>118,945.00</b>	<b>118,722.42</b>
<b>EXPENDITURES</b>										
<b>TOTAL EXPENDITURES</b>	<b>0.00</b>	<b>0.00</b>	<b>0</b>	<b>0.00</b>	<b>0</b>	<b>0.00</b>	<b>0</b>	<b>0.00</b>	<b>0.00</b>	<b>0.00</b>
<b>OTHER FINANCING SOURCES (USES)</b>										
7001 OTHER FINANCING USES	0.00	-64.26	4	0.00	0	0.00	0	0.00	-200.00	-200.00
<b>TOTAL OTHER FINANCING SOURCES (USES)</b>	<b>0.00</b>	<b>-64.26</b>		<b>0.00</b>		<b>0.00</b>		<b>0.00</b>	<b>-200.00</b>	<b>-200.00</b>
<b>NET CHANGE IN FUND BALANCE</b>	<b>0.00</b>	<b>-247.93</b>		<b>0.00</b>		<b>-222.58</b>		<b>0.00</b>	<b>-118,745.00</b>	<b>-118,522.42</b>



FUND DEPT 2104-104 : EARLY CHILDHOOD FUND - EARLY CHILDHOOD DEVELOPMENT

6/13/2022 8:46:03 AM

PERIOD ENDING 5/31/2022

	ACTUAL LAST YEAR			ACTUAL THIS YEAR				ENCUMBRANCE	BUDGET	UNENCUMBERED BALANCE
	CURRENT MONTH	YEAR TO DATE	%	CURRENT MONTH	%	YEAR TO DATE	%			
<b>REVENUES</b>										
4004 INTERGOVERNMENTAL REVENUE	864,238.56	4,339,686.53	36	440,640.22	3	3,389,137.06	26	0.00	12,902,600.00	9,513,462.94
4007 CHARGES FOR SERVICES	9,425.00	46,015.00	44	3,900.00	3	26,300.00	21	0.00	126,800.00	100,500.00
4008 INVESTMENT EARNINGS	0.00	372.33	4	0.00	0	1,754.52	18	0.00	10,000.00	8,245.48
4009 MISCELLANEOUS REVENUES	217,792.67	332,672.42	211 2	213,192.24	164 0	381,935.76	293 8	0.00	13,000.00	-368,935.76
<b>TOTAL REVENUES</b>	<b>1,091,456.23</b>	<b>4,718,746.28</b>	<b>39</b>	<b>657,732.46</b>	<b>5</b>	<b>3,799,127.34</b>	<b>29</b>	<b>0.00</b>	<b>13,052,400.00</b>	<b>9,253,272.66</b>
<b>EXPENDITURES</b>										
5001 SALARIES AND WAGES	692,559.41	2,491,168.38	43	531,860.95	8	2,025,227.38	32	0.00	6,258,900.00	4,233,672.62
5003 FRINGE BENEFITS	159,024.09	788,831.44	37	241,512.54	11	667,958.23	31	0.00	2,131,630.00	1,463,671.77
5010 COMMODITIES	64,818.29	251,750.36	36	43,431.68	7	193,338.97	30	0.00	649,000.00	455,661.03
5020 SERVICES	254,167.48	1,150,592.63	34	337,704.42	9	1,158,786.87	31	0.00	3,685,720.00	2,526,933.13
8000 CAPITAL OUTLAY	0.00	0.00	0	0.00	0	32,018.58	0	0.00	0.00	-32,018.58
<b>TOTAL EXPENDITURES</b>	<b>1,170,569.27</b>	<b>4,682,342.81</b>	<b>38</b>	<b>1,154,509.59</b>	<b>9</b>	<b>4,077,330.03</b>	<b>32</b>	<b>0.00</b>	<b>12,725,250.00</b>	<b>8,647,919.97</b>
<b>OTHER FINANCING SOURCES (USES)</b>										
7001 OTHER FINANCING USES	0.00	0.00	0	0.00	0	0.00	0	0.00	-475,000.00	-475,000.00
<b>TOTAL OTHER FINANCING SOURCES (USES)</b>	<b>0.00</b>	<b>0.00</b>		<b>0.00</b>		<b>0.00</b>		<b>0.00</b>	<b>-475,000.00</b>	<b>-475,000.00</b>
<b>NET CHANGE IN FUND BALANCE</b>	<b>79,113.04</b>	<b>-36,403.47</b>		<b>496,777.13</b>		<b>278,202.69</b>		<b>0.00</b>	<b>147,850.00</b>	<b>-130,352.69</b>



FUND DEPT 2106-010 : PUBL SAFETY SALES TAX FND - COUNTY BOARD

6/13/2022 8:46:03 AM

PERIOD ENDING 5/31/2022

	ACTUAL LAST YEAR			ACTUAL THIS YEAR				ENCUMBRANCE	BUDGET	UNENCUMBERED BALANCE
	CURRENT MONTH	YEAR TO DATE	%	CURRENT MONTH	%	YEAR TO DATE	%			
<b>REVENUES</b>										
4002 LOCAL SALES TAX	0.00	244,162.85	11	0.00	0	387,474.70	12	0.00	3,251,717.00	2,864,242.30
4008 INVESTMENT EARNINGS	0.00	316.90	2	0.00	0	1,809.27	90	0.00	2,000.00	190.73
<b>TOTAL REVENUES</b>	<b>0.00</b>	<b>244,479.75</b>	<b>11</b>	<b>0.00</b>	<b>0</b>	<b>389,283.97</b>	<b>12</b>	<b>0.00</b>	<b>3,253,717.00</b>	<b>2,864,433.03</b>
<b>EXPENDITURES</b>										
5020 SERVICES	8,333.33	41,666.65	42	73,409.36	8	377,761.38	42	-11,637.00	900,000.00	522,238.62
5050 INTEREST AND FISCAL CHARGES	0.00	0.00	0	277.08	18	277.08	18	0.00	1,500.00	1,222.92
<b>TOTAL EXPENDITURES</b>	<b>8,333.33</b>	<b>41,666.65</b>	<b>41</b>	<b>73,686.44</b>	<b>8</b>	<b>378,038.46</b>	<b>42</b>	<b>-11,637.00</b>	<b>901,500.00</b>	<b>523,461.54</b>
<b>OTHER FINANCING SOURCES (USES)</b>										
7001 OTHER FINANCING USES	-143,019.25	-270,889.53	14	0.00	0	0.00	0	0.00	-1,966,261.00	-1,966,261.00
<b>TOTAL OTHER FINANCING SOURCES (USES)</b>	<b>-143,019.25</b>	<b>-270,889.53</b>		<b>0.00</b>		<b>0.00</b>		<b>0.00</b>	<b>-1,966,261.00</b>	<b>-1,966,261.00</b>
<b>NET CHANGE IN FUND BALANCE</b>	<b>151,352.58</b>	<b>68,076.43</b>		<b>73,686.44</b>		<b>-11,245.51</b>		<b>-11,637.00</b>	<b>-385,956.00</b>	<b>-374,710.49</b>





FUND DEPT 2106-013 : PUBL SAFETY SALES TAX FND - DEBT SERVICE

6/13/2022 8:46:03 AM

PERIOD ENDING 5/31/2022

	ACTUAL LAST YEAR			ACTUAL THIS YEAR				ENCUMBRANCE	BUDGET	UNENCUMBERED BALANCE
	CURRENT MONTH	YEAR TO DATE	%	CURRENT MONTH	%	YEAR TO DATE	%			
<b>REVENUES</b>										
4002 LOCAL SALES TAX	0.00	201,099.00	8	0.00	0	204,609.00	8	0.00	2,448,283.00	2,243,674.00
<b>TOTAL REVENUES</b>	<b>0.00</b>	<b>201,099.00</b>	<b>8</b>	<b>0.00</b>	<b>0</b>	<b>204,609.00</b>	<b>8</b>	<b>0.00</b>	<b>2,448,283.00</b>	<b>2,243,674.00</b>
<b>EXPENDITURES</b>										
5050 INTEREST AND FISCAL CHARGES	0.00	0.00	0	0.00	0	0.00	0	0.00	2,448,283.00	2,448,283.00
<b>TOTAL EXPENDITURES</b>	<b>0.00</b>	<b>0.00</b>	<b>0</b>	<b>0.00</b>	<b>0</b>	<b>0.00</b>	<b>0</b>	<b>0.00</b>	<b>2,448,283.00</b>	<b>2,448,283.00</b>
<b>NET CHANGE IN FUND BALANCE</b>	<b>0.00</b>	<b>-201,099.00</b>		<b>0.00</b>		<b>-204,609.00</b>		<b>0.00</b>	<b>0.00</b>	<b>204,609.00</b>



**FUND DEPT 2106-060 : PUBL SAFETY SALES TAX FND - HIGHWAY**

6/13/2022 8:46:03 AM


**PERIOD ENDING 5/31/2022**

	ACTUAL LAST YEAR			ACTUAL THIS YEAR				ENCUMBRANCE	BUDGET	UNENCUMBERED BALANCE
	CURRENT MONTH	YEAR TO DATE	%	CURRENT MONTH	%	YEAR TO DATE	%			
<b>REVENUES</b>										
<b>TOTAL REVENUES</b>	0.00	0.00	0	0.00	0	0.00	0	0.00	0.00	0.00
<b>NET CHANGE IN FUND BALANCE</b>	0.00	0.00		0.00		0.00		0.00	0.00	0.00



PERIOD ENDING 5/31/2022

	ACTUAL LAST YEAR			ACTUAL THIS YEAR				ENCUMBRANCE	BUDGET	UNENCUMBERED BALANCE
	CURRENT MONTH	YEAR TO DATE	%	CURRENT MONTH	%	YEAR TO DATE	%			
<b>EXPENDITURES</b>										
5020 SERVICES	0.00	13,206.50	33	0.00	0	13,602.69	13	0.00	107,206.00	93,603.31
<b>TOTAL EXPENDITURES</b>	<b>0.00</b>	<b>13,206.50</b>	<b>33</b>	<b>0.00</b>	<b>0</b>	<b>13,602.69</b>	<b>13</b>	<b>0.00</b>	<b>107,206.00</b>	<b>93,603.31</b>
<b>NET CHANGE IN FUND BALANCE</b>	<b>0.00</b>	<b>13,206.50</b>		<b>0.00</b>		<b>13,602.69</b>		<b>0.00</b>	<b>107,206.00</b>	<b>93,603.31</b>



**FUND DEPT 2106-237 : PUBL SAFETY SALES TAX FND - DELINQ PREVENTION GRANTS**

6/13/2022 8:46:03 AM

**PERIOD ENDING 5/31/2022**

	ACTUAL LAST YEAR			ACTUAL THIS YEAR				ENCUMBRANCE	BUDGET	UNENCUMBERED BALANCE
	CURRENT MONTH	YEAR TO DATE	%	CURRENT MONTH	%	YEAR TO DATE	%			
<b>EXPENDITURES</b>										
5020 SERVICES	20,208.33	101,041.65	42	46,458.34	17	139,375.02	50	0.00	278,750.00	139,374.98
<b>TOTAL EXPENDITURES</b>	<b>20,208.33</b>	<b>101,041.65</b>	<b>42</b>	<b>46,458.34</b>	<b>17</b>	<b>139,375.02</b>	<b>50</b>	<b>0.00</b>	<b>278,750.00</b>	<b>139,374.98</b>
<b>NET CHANGE IN FUND BALANCE</b>	<b>20,208.33</b>	<b>101,041.65</b>		<b>46,458.34</b>		<b>139,375.02</b>		<b>0.00</b>	<b>278,750.00</b>	<b>139,374.98</b>



FUND DEPT 2107-010 : GEOGRAPHIC INF SYS FUND (GIS) - COUNTY BOARD

6/13/2022 8:46:03 AM

PERIOD ENDING 5/31/2022

	ACTUAL LAST YEAR			ACTUAL THIS YEAR				ENCUMBRANCE	BUDGET	UNENCUMBERED BALANCE
	CURRENT MONTH	YEAR TO DATE	%	CURRENT MONTH	%	YEAR TO DATE	%			
<b>REVENUES</b>										
4007 CHARGES FOR SERVICES	35,635.00	132,961.00	42	0.00	0	76,176.00	23	0.00	330,000.00	253,824.00
4008 INVESTMENT EARNINGS	0.00	60.23	3	0.00	0	290.00	145	0.00	200.00	-90.00
<b>TOTAL REVENUES</b>	<b>35,635.00</b>	<b>133,021.23</b>	<b>42</b>	<b>0.00</b>	<b>0</b>	<b>76,466.00</b>	<b>23</b>	<b>0.00</b>	<b>330,200.00</b>	<b>253,734.00</b>
<b>EXPENDITURES</b>										
5020 SERVICES	580.00	19,855.00	6	92,277.75	28	95,677.75	29	0.00	325,986.00	230,308.25
<b>TOTAL EXPENDITURES</b>	<b>580.00</b>	<b>19,855.00</b>	<b>6</b>	<b>92,277.75</b>	<b>28</b>	<b>95,677.75</b>	<b>29</b>	<b>0.00</b>	<b>325,986.00</b>	<b>230,308.25</b>
<b>NET CHANGE IN FUND BALANCE</b>	<b>-35,055.00</b>	<b>-113,166.23</b>		<b>92,277.75</b>		<b>19,211.75</b>		<b>0.00</b>	<b>-4,214.00</b>	<b>-23,425.75</b>




FUND DEPT 2108-050 : DEVLPMNTL DISABILITY FUND - DEVL MNTL DISABILITY BOARD

6/13/2022 8:46:03 AM

PERIOD ENDING 5/31/2022

	ACTUAL LAST YEAR			ACTUAL THIS YEAR				ENCUMBRANCE	BUDGET	UNENCUMBERED BALANCE
	CURRENT MONTH	YEAR TO DATE	%	CURRENT MONTH	%	YEAR TO DATE	%			
<b>REVENUES</b>										
4001 PROPERTY TAX	0.00	0.00	0	0.00	0	0.00	0	0.00	4,518,334.00	4,518,334.00
4003 OTHER TAXES	0.00	0.00	0	0.00	0	0.00	0	0.00	3,000.00	3,000.00
4008 INVESTMENT EARNINGS	0.00	248.72	2	0.00	0	849.49	85	0.00	1,000.00	150.51
4009 MISCELLANEOUS REVENUES	0.00	0.00	0	0.00	0	0.00	0	0.00	8,000.00	8,000.00
<b>TOTAL REVENUES</b>	<b>0.00</b>	<b>248.72</b>	<b>0</b>	<b>0.00</b>	<b>0</b>	<b>849.49</b>	<b>0</b>	<b>0.00</b>	<b>4,530,334.00</b>	<b>4,529,484.51</b>
<b>EXPENDITURES</b>										
5020 SERVICES	72,660.00	1,365,746.32	31	634,050.00	14	1,937,011.00	43	0.00	4,487,134.00	2,550,123.00
<b>TOTAL EXPENDITURES</b>	<b>72,660.00</b>	<b>1,365,746.32</b>	<b>31</b>	<b>634,050.00</b>	<b>14</b>	<b>1,937,011.00</b>	<b>43</b>	<b>0.00</b>	<b>4,487,134.00</b>	<b>2,550,123.00</b>
<b>OTHER FINANCING SOURCES (USES)</b>										
6001 OTHER FINANCING SOURCES	0.00	0.00	0	0.00	0	0.00	0	0.00	6,800.00	6,800.00
7001 OTHER FINANCING USES	0.00	-50,000.00	100	0.00	0	-50,000.00	100	0.00	-50,000.00	0.00
<b>TOTAL OTHER FINANCING SOURCES (USES)</b>	<b>0.00</b>	<b>-50,000.00</b>		<b>0.00</b>		<b>-50,000.00</b>		<b>0.00</b>	<b>-43,200.00</b>	<b>6,800.00</b>
<b>NET CHANGE IN FUND BALANCE</b>	<b>72,660.00</b>	<b>1,415,497.60</b>		<b>634,050.00</b>		<b>1,986,161.51</b>		<b>0.00</b>	<b>0.00</b>	<b>-1,986,161.51</b>



FUND DEPT 2110-110 : WORKFORCE DEVELOPMENT FND - WORKFORCE DEVELOPMENT

6/13/2022 8:46:03 AM

PERIOD ENDING 5/31/2022

	ACTUAL LAST YEAR			ACTUAL THIS YEAR				ENCUMBRANCE	BUDGET	UNENCUMBERED BALANCE
	CURRENT MONTH	YEAR TO DATE	%	CURRENT MONTH	%	YEAR TO DATE	%			
<b>REVENUES</b>										
4004 INTERGOVERNMENTAL REVENUE	3,648.94	733,840.45	23	489,718.78	11	1,050,331.22	24	0.00	4,466,361.28	3,416,030.06
4007 CHARGES FOR SERVICES	17,143.23	28,757.46	22	13,038.36	9	61,052.37	44	0.00	138,500.00	77,447.63
<b>TOTAL REVENUES</b>	<b>20,792.17</b>	<b>762,597.91</b>	<b>21</b>	<b>502,757.14</b>	<b>11</b>	<b>1,111,383.59</b>	<b>24</b>	<b>0.00</b>	<b>4,604,861.28</b>	<b>3,493,477.69</b>
<b>EXPENDITURES</b>										
5001 SALARIES AND WAGES	86,585.88	306,986.84	51	42,225.31	3	195,496.36	16	0.00	1,209,919.53	1,014,423.17
5003 FRINGE BENEFITS	13,226.07	65,381.71	31	18,190.20	4	53,075.33	12	0.00	429,071.02	375,995.69
5010 COMMODITIES	0.00	1,799.20	21	110.00	1	778.50	9	0.00	8,269.00	7,490.50
5020 SERVICES	116,241.66	724,291.02	27	251,015.26	9	921,461.55	32	0.00	2,903,972.73	1,982,511.18
8000 CAPITAL OUTLAY	0.00	0.00	0	0.00	0	0.00	0	0.00	158,975.00	158,975.00
<b>TOTAL EXPENDITURES</b>	<b>216,053.61</b>	<b>1,098,458.77</b>	<b>30</b>	<b>311,540.77</b>	<b>7</b>	<b>1,170,811.74</b>	<b>25</b>	<b>0.00</b>	<b>4,710,207.28</b>	<b>3,539,395.54</b>
<b>OTHER FINANCING SOURCES (USES)</b>										
6001 OTHER FINANCING SOURCES	12,274.71	12,274.71	27	0.00	0	0.00	0	0.00	50,000.00	50,000.00
7001 OTHER FINANCING USES	-12,274.71	-12,274.71	27	0.00	0	0.00	0	0.00	-50,000.00	-50,000.00
<b>TOTAL OTHER FINANCING SOURCES (USES)</b>	<b>0.00</b>	<b>0.00</b>		<b>0.00</b>		<b>0.00</b>		<b>0.00</b>	<b>0.00</b>	<b>0.00</b>
<b>NET CHANGE IN FUND BALANCE</b>	<b>195,261.44</b>	<b>335,860.86</b>		<b>-191,216.37</b>		<b>59,428.15</b>		<b>0.00</b>	<b>105,346.00</b>	<b>45,917.85</b>



FUND DEPT 2120-060 : HWY IDOT REBUILD GRANT - HIGHWAY

6/13/2022 8:46:03 AM

PERIOD ENDING 5/31/2022

	ACTUAL LAST YEAR			ACTUAL THIS YEAR				ENCUMBRANCE	BUDGET	UNENCUMBERED BALANCE
	CURRENT MONTH	YEAR TO DATE	%	CURRENT MONTH	%	YEAR TO DATE	%			
<b>REVENUES</b>										
4004 INTERGOVERNMENTAL REVENUE	962,449.76	1,924,899.52	100	0.00	0	962,449.76	50	0.00	1,924,900.00	962,450.24
4008 INVESTMENT EARNINGS	0.00	909.95	0	0.00	0	1,943.61	65	0.00	3,000.00	1,056.39
<b>TOTAL REVENUES</b>	<b>962,449.76</b>	<b>1,925,809.47</b>	<b>100</b>	<b>0.00</b>	<b>0</b>	<b>964,393.37</b>	<b>50</b>	<b>0.00</b>	<b>1,927,900.00</b>	<b>963,506.63</b>
<b>EXPENDITURES</b>										
8000 CAPITAL OUTLAY	0.00	0.00	0	0.00	0	0.00	0	0.00	4,300,000.00	4,300,000.00
<b>TOTAL EXPENDITURES</b>	<b>0.00</b>	<b>0.00</b>	<b>0</b>	<b>0.00</b>	<b>0</b>	<b>0.00</b>	<b>0</b>	<b>0.00</b>	<b>4,300,000.00</b>	<b>4,300,000.00</b>
<b>NET CHANGE IN FUND BALANCE</b>	<b>-962,449.76</b>	<b>-1,925,809.47</b>		<b>0.00</b>		<b>-964,393.37</b>		<b>0.00</b>	<b>2,372,100.00</b>	<b>3,336,493.37</b>





**FUND DEPT 2121-060 : TWP IDOT REBUILD GRANT - HIGHWAY**

6/13/2022 8:46:03 AM

**PERIOD ENDING 5/31/2022**

	ACTUAL LAST YEAR			ACTUAL THIS YEAR				ENCUMBRANCE	BUDGET	UNENCUMBERED BALANCE
	CURRENT MONTH	YEAR TO DATE	%	CURRENT MONTH	%	YEAR TO DATE	%			
<b>REVENUES</b>										
4004 INTERGOVERNMENTAL REVENUE	862,467.37	1,724,934.74	0	0.00	0	862,467.37	0	0.00	0.00	-862,467.37
4008 INVESTMENT EARNINGS	0.00	790.05	0	0.00	0	1,168.54	0	0.00	0.00	-1,168.54
<b>TOTAL REVENUES</b>	<b>862,467.37</b>	<b>1,725,724.79</b>	<b>0</b>	<b>0.00</b>	<b>0</b>	<b>863,635.91</b>	<b>0</b>	<b>0.00</b>	<b>0.00</b>	<b>-863,635.91</b>
<b>EXPENDITURES</b>										
5020 SERVICES	107,542.38	587,457.30	0	176,777.89	1	387,896.75	3	0.00	15,000,000.00	14,612,103.25
<b>TOTAL EXPENDITURES</b>	<b>107,542.38</b>	<b>587,457.30</b>	<b>0</b>	<b>176,777.89</b>	<b>1</b>	<b>387,896.75</b>	<b>3</b>	<b>0.00</b>	<b>15,000,000.00</b>	<b>14,612,103.25</b>
<b>NET CHANGE IN FUND BALANCE</b>	<b>-754,924.99</b>	<b>-1,138,267.49</b>		<b>176,777.89</b>		<b>-475,739.16</b>		<b>0.00</b>	<b>15,000,000.00</b>	<b>15,475,739.16</b>



**FUND DEPT 2188-044 : SOCIAL SECURITY FUND - NURSING HOME**

6/13/2022 8:46:03 AM

**PERIOD ENDING 5/31/2022**

	ACTUAL LAST YEAR			ACTUAL THIS YEAR				ENCUMBRANCE	BUDGET	UNENCUMBERED BALANCE
	CURRENT MONTH	YEAR TO DATE	%	CURRENT MONTH	%	YEAR TO DATE	%			
<b>EXPENDITURES</b>										
<b>TOTAL EXPENDITURES</b>	0.00	0.00	0	0.00	0	0.00	0	0.00	0.00	0.00
<b>OTHER FINANCING SOURCES (USES)</b>										
<b>TOTAL OTHER FINANCING SOURCES (USES)</b>	0.00	0.00		0.00		0.00		0.00	0.00	0.00
<b>NET CHANGE IN FUND BALANCE</b>	0.00	0.00		0.00		0.00		0.00	0.00	0.00



FUND DEPT 2188-075 : SOCIAL SECURITY FUND - GENERAL COUNTY

6/13/2022 8:46:03 AM

PERIOD ENDING 5/31/2022

	ACTUAL LAST YEAR			ACTUAL THIS YEAR				ENCUMBRANCE	BUDGET	UNENCUMBERED BALANCE
	CURRENT MONTH	YEAR TO DATE	%	CURRENT MONTH	%	YEAR TO DATE	%			
<b>REVENUES</b>										
4001 PROPERTY TAX	0.00	0.00	0	0.00	0	0.00	0	0.00	1,866,521.00	1,866,521.00
4008 INVESTMENT EARNINGS	0.00	76.81	3	0.00	0	340.22	0	0.00	0.00	-340.22
<b>TOTAL REVENUES</b>	<b>0.00</b>	<b>76.81</b>	<b>0</b>	<b>0.00</b>	<b>0</b>	<b>340.22</b>	<b>0</b>	<b>0.00</b>	<b>1,866,521.00</b>	<b>1,866,180.78</b>
<b>EXPENDITURES</b>										
5003 FRINGE BENEFITS	212,941.11	1,043,231.11	36	134,769.10	4	642,150.68	20	0.00	3,269,747.00	2,627,596.32
<b>TOTAL EXPENDITURES</b>	<b>212,941.11</b>	<b>1,043,231.11</b>	<b>36</b>	<b>134,769.10</b>	<b>4</b>	<b>642,150.68</b>	<b>20</b>	<b>0.00</b>	<b>3,269,747.00</b>	<b>2,627,596.32</b>
<b>OTHER FINANCING SOURCES (USES)</b>										
6001 OTHER FINANCING SOURCES	165,352.58	404,265.99	37	0.00	0	-6,302.44	0	0.00	1,403,226.00	1,409,528.44
<b>TOTAL OTHER FINANCING SOURCES (USES)</b>	<b>165,352.58</b>	<b>404,265.99</b>		<b>0.00</b>		<b>-6,302.44</b>		<b>0.00</b>	<b>1,403,226.00</b>	<b>1,409,528.44</b>
<b>NET CHANGE IN FUND BALANCE</b>	<b>47,588.53</b>	<b>638,888.31</b>		<b>134,769.10</b>		<b>648,112.90</b>		<b>0.00</b>	<b>0.00</b>	<b>-648,112.90</b>




FUND DEPT 2474-474 : RPC USDA REVOLVING LOANS - RPC USDA REVOLVING LOANS

6/13/2022 8:46:03 AM

PERIOD ENDING 5/31/2022

	ACTUAL LAST YEAR			ACTUAL THIS YEAR				ENCUMBRANCE	BUDGET	UNENCUMBERED BALANCE
	CURRENT MONTH	YEAR TO DATE	%	CURRENT MONTH	%	YEAR TO DATE	%			
<b>REVENUES</b>										
4008 INVESTMENT EARNINGS	747.89	4,799.49	32	435.57	3	5,720.14	38	0.00	15,000.00	9,279.86
<b>TOTAL REVENUES</b>	<b>747.89</b>	<b>4,799.49</b>	<b>32</b>	<b>435.57</b>	<b>3</b>	<b>5,720.14</b>	<b>38</b>	<b>0.00</b>	<b>15,000.00</b>	<b>9,279.86</b>
<b>EXPENDITURES</b>										
5020 SERVICES	0.00	0.00	0	0.00	0	0.00	0	0.00	35,000.00	35,000.00
<b>TOTAL EXPENDITURES</b>	<b>0.00</b>	<b>0.00</b>	<b>0</b>	<b>0.00</b>	<b>0</b>	<b>0.00</b>	<b>0</b>	<b>0.00</b>	<b>35,000.00</b>	<b>35,000.00</b>
<b>OTHER FINANCING SOURCES (USES)</b>										
7001 OTHER FINANCING USES	0.00	-2,424.75	35	0.00	0	0.00	0	0.00	-7,000.00	-7,000.00
<b>TOTAL OTHER FINANCING SOURCES (USES)</b>	<b>0.00</b>	<b>-2,424.75</b>		<b>0.00</b>		<b>0.00</b>		<b>0.00</b>	<b>-7,000.00</b>	<b>-7,000.00</b>
<b>NET CHANGE IN FUND BALANCE</b>	<b>-747.89</b>	<b>-2,374.74</b>		<b>-435.57</b>		<b>-5,720.14</b>		<b>0.00</b>	<b>27,000.00</b>	<b>32,720.14</b>



FUND DEPT 2475-475 : RPC ECON DEVELOPMNT LOANS - RPC ECON DEVELOPMNT LOANS

6/13/2022 8:46:03 AM

PERIOD ENDING 5/31/2022

	ACTUAL LAST YEAR			ACTUAL THIS YEAR				ENCUMBRANCE	BUDGET	UNENCUMBERED BALANCE
	CURRENT MONTH	YEAR TO DATE	%	CURRENT MONTH	%	YEAR TO DATE	%			
<b>REVENUES</b>										
4008 INVESTMENT EARNINGS	12,209.18	57,229.12	65	23,417.17	21	79,036.55	72	0.00	110,500.00	31,463.45
<b>TOTAL REVENUES</b>	<b>12,209.18</b>	<b>57,229.12</b>	<b>17</b>	<b>23,417.17</b>	<b>21</b>	<b>79,036.55</b>	<b>72</b>	<b>0.00</b>	<b>110,500.00</b>	<b>31,463.45</b>
<b>EXPENDITURES</b>										
5020 SERVICES	0.00	0.00	0	0.00	0	0.00	0	0.00	155,000.00	155,000.00
<b>TOTAL EXPENDITURES</b>	<b>0.00</b>	<b>0.00</b>	<b>0</b>	<b>0.00</b>	<b>0</b>	<b>0.00</b>	<b>0</b>	<b>0.00</b>	<b>155,000.00</b>	<b>155,000.00</b>
<b>OTHER FINANCING SOURCES (USES)</b>										
6001 OTHER FINANCING SOURCES	0.00	0.00	0	0.00	0	0.00	0	0.00	500,000.00	500,000.00
7001 OTHER FINANCING USES	-3,352.38	-10,211.35	11	0.00	0	-1,181.86	2	0.00	-78,500.00	-77,318.14
<b>TOTAL OTHER FINANCING SOURCES (USES)</b>	<b>-3,352.38</b>	<b>-10,211.35</b>		<b>0.00</b>		<b>-1,181.86</b>		<b>0.00</b>	<b>421,500.00</b>	<b>422,681.86</b>
<b>NET CHANGE IN FUND BALANCE</b>	<b>-8,856.80</b>	<b>-47,017.77</b>		<b>-23,417.17</b>		<b>-77,854.69</b>		<b>0.00</b>	<b>-377,000.00</b>	<b>-299,145.31</b>



FUND DEPT 2610-026 : WORKING CASH FUND - COUNTY TREASURER

6/13/2022 8:46:03 AM

PERIOD ENDING 5/31/2022

	ACTUAL LAST YEAR			ACTUAL THIS YEAR				ENCUMBRANCE	BUDGET	UNENCUMBERED BALANCE
	CURRENT MONTH	YEAR TO DATE	%	CURRENT MONTH	%	YEAR TO DATE	%			
<b>REVENUES</b>										
4008 INVESTMENT EARNINGS	0.00	54.48	1	0.00	0	238.51	3	0.00	7,000.00	6,761.49
<b>TOTAL REVENUES</b>	<b>0.00</b>	<b>54.48</b>	<b>1</b>	<b>0.00</b>	<b>0</b>	<b>238.51</b>	<b>3</b>	<b>0.00</b>	<b>7,000.00</b>	<b>6,761.49</b>
<b>OTHER FINANCING SOURCES (USES)</b>										
7001 OTHER FINANCING USES	0.00	0.00	0	0.00	0	0.00	0	0.00	-7,000.00	-7,000.00
<b>TOTAL OTHER FINANCING SOURCES (USES)</b>	<b>0.00</b>	<b>0.00</b>		<b>0.00</b>		<b>0.00</b>		<b>0.00</b>	<b>-7,000.00</b>	<b>-7,000.00</b>
<b>NET CHANGE IN FUND BALANCE</b>	<b>0.00</b>	<b>-54.48</b>		<b>0.00</b>		<b>-238.51</b>		<b>0.00</b>	<b>0.00</b>	<b>238.51</b>



FUND DEPT 2611-022 : COUNTY CLK SURCHARGE FUND - COUNTY CLERK

6/13/2022 8:46:03 AM

PERIOD ENDING 5/31/2022

	ACTUAL LAST YEAR			ACTUAL THIS YEAR				ENCUMBRANCE	BUDGET	UNENCUMBERED BALANCE
	CURRENT MONTH	YEAR TO DATE	%	CURRENT MONTH	%	YEAR TO DATE	%			
<b>REVENUES</b>										
4007 CHARGES FOR SERVICES	994.00	3,219.00	27	953.00	8	3,694.00	31	0.00	12,000.00	8,306.00
<b>TOTAL REVENUES</b>	<b>994.00</b>	<b>3,219.00</b>	<b>27</b>	<b>953.00</b>	<b>8</b>	<b>3,694.00</b>	<b>31</b>	<b>0.00</b>	<b>12,000.00</b>	<b>8,306.00</b>
<b>EXPENDITURES</b>										
5020 SERVICES	994.00	3,219.00	27	953.00	8	3,694.00	31	0.00	12,000.00	8,306.00
<b>TOTAL EXPENDITURES</b>	<b>994.00</b>	<b>3,219.00</b>	<b>27</b>	<b>953.00</b>	<b>8</b>	<b>3,694.00</b>	<b>31</b>	<b>0.00</b>	<b>12,000.00</b>	<b>8,306.00</b>
<b>NET CHANGE IN FUND BALANCE</b>	<b>0.00</b>	<b>0.00</b>		<b>0.00</b>		<b>0.00</b>		<b>0.00</b>	<b>0.00</b>	<b>0.00</b>



**FUND DEPT 2612-040 : SHERIFF DRUG FORFEITURES - SHERIFF**

6/13/2022 8:46:03 AM

**PERIOD ENDING 5/31/2022**

	ACTUAL LAST YEAR			ACTUAL THIS YEAR				ENCUMBRANCE	BUDGET	UNENCUMBERED BALANCE
	CURRENT MONTH	YEAR TO DATE	%	CURRENT MONTH	%	YEAR TO DATE	%			
<b>REVENUES</b>										
4005 FINES AND FORFEITURES	0.00	0.00	0	0.00	0	0.00	0	0.00	10,000.00	10,000.00
4008 INVESTMENT EARNINGS	0.00	15.82	1	0.00	0	76.37	153	0.00	50.00	-26.37
<b>TOTAL REVENUES</b>	<b>0.00</b>	<b>15.82</b>	<b>0</b>	<b>0.00</b>	<b>0</b>	<b>76.37</b>	<b>1</b>	<b>0.00</b>	<b>10,050.00</b>	<b>9,973.63</b>
<b>EXPENDITURES</b>										
5010 COMMODITIES	584.55	2,877.54	36	494.17	6	2,506.43	31	0.00	8,000.00	5,493.57
5020 SERVICES	89.52	447.54	2	240.22	1	537.03	3	0.00	18,000.00	17,462.97
<b>TOTAL EXPENDITURES</b>	<b>674.07</b>	<b>3,325.08</b>	<b>13</b>	<b>734.39</b>	<b>3</b>	<b>3,043.46</b>	<b>12</b>	<b>0.00</b>	<b>26,000.00</b>	<b>22,956.54</b>
<b>OTHER FINANCING SOURCES (USES)</b>										
<b>TOTAL OTHER FINANCING SOURCES (USES)</b>	<b>0.00</b>	<b>0.00</b>		<b>0.00</b>		<b>0.00</b>		<b>0.00</b>	<b>0.00</b>	<b>0.00</b>
<b>NET CHANGE IN FUND BALANCE</b>	<b>674.07</b>	<b>3,309.26</b>		<b>734.39</b>		<b>2,967.09</b>		<b>0.00</b>	<b>15,950.00</b>	<b>12,982.91</b>





FUND DEPT 2613-030 : COURT'S AUTOMATION FUND - CIRCUIT CLERK

6/13/2022 8:46:03 AM

PERIOD ENDING 5/31/2022

	ACTUAL LAST YEAR			ACTUAL THIS YEAR				ENCUMBRANCE	BUDGET	UNENCUMBERED BALANCE
	CURRENT MONTH	YEAR TO DATE	%	CURRENT MONTH	%	YEAR TO DATE	%			
<b>REVENUES</b>										
4004 INTERGOVERNMENTAL REVENUE	0.00	0.00	0	0.00	0	0.00	0	0.00	28,622.78	28,622.78
4007 CHARGES FOR SERVICES	19,310.28	82,661.31	33	0.00	0	37,562.59	17	0.00	225,190.00	187,627.41
4008 INVESTMENT EARNINGS	0.00	13.80	1	0.00	0	14.10	0	0.00	0.00	-14.10
<b>TOTAL REVENUES</b>	<b>19,310.28</b>	<b>82,675.11</b>	<b>33</b>	<b>0.00</b>	<b>0</b>	<b>37,576.69</b>	<b>15</b>	<b>0.00</b>	<b>253,812.78</b>	<b>216,236.09</b>
<b>EXPENDITURES</b>										
5010 COMMODITIES	0.00	4,887.76	12	0.00	0	0.00	0	0.00	11,925.00	11,925.00
5020 SERVICES	5,315.29	132,189.12	64	0.00	0	122,615.76	59	0.00	206,256.22	83,640.46
8000 CAPITAL OUTLAY	0.00	0.00	0	0.00	0	14,311.39	25	0.00	57,245.56	42,934.17
<b>TOTAL EXPENDITURES</b>	<b>5,315.29</b>	<b>137,076.88</b>	<b>47</b>	<b>0.00</b>	<b>0</b>	<b>136,927.15</b>	<b>50</b>	<b>0.00</b>	<b>275,426.78</b>	<b>138,499.63</b>
<b>OTHER FINANCING SOURCES (USES)</b>										
<b>TOTAL OTHER FINANCING SOURCES (USES)</b>	<b>0.00</b>	<b>0.00</b>		<b>0.00</b>		<b>0.00</b>		<b>0.00</b>	<b>0.00</b>	<b>0.00</b>
<b>NET CHANGE IN FUND BALANCE</b>	<b>-13,994.99</b>	<b>54,401.77</b>		<b>0.00</b>		<b>99,350.46</b>		<b>0.00</b>	<b>21,614.00</b>	<b>-77,736.46</b>



FUND DEPT 2614-023 : RECORDER'S AUTOMATION FND - RECORDER

6/13/2022 8:46:03 AM

PERIOD ENDING 5/31/2022

	ACTUAL LAST YEAR			ACTUAL THIS YEAR				ENCUMBRANCE	BUDGET	UNENCUMBERED BALANCE
	CURRENT MONTH	YEAR TO DATE	%	CURRENT MONTH	%	YEAR TO DATE	%			
<b>REVENUES</b>										
4007 CHARGES FOR SERVICES	21,490.58	78,334.94	45	0.00	0	38,275.55	21	0.00	180,000.00	141,724.45
4008 INVESTMENT EARNINGS	0.00	61.00	1	0.00	0	286.70	6	0.00	5,000.00	4,713.30
<b>TOTAL REVENUES</b>	<b>21,490.58</b>	<b>78,395.94</b>	<b>44</b>	<b>0.00</b>	<b>0</b>	<b>38,562.25</b>	<b>21</b>	<b>0.00</b>	<b>185,000.00</b>	<b>146,437.75</b>
<b>EXPENDITURES</b>										
5001 SALARIES AND WAGES	8,819.71	33,069.67	36	1,073.22	4	5,276.02	21	0.00	25,611.00	20,334.98
5003 FRINGE BENEFITS	229.07	1,063.16	26	234.45	6	800.53	21	0.00	3,783.00	2,982.47
5010 COMMODITIES	0.00	261.47	2	101.63	1	3,636.93	21	0.00	17,500.00	13,863.07
5020 SERVICES	1,775.50	26,089.96	36	5,689.50	8	30,467.98	43	0.00	70,600.00	40,132.02
8000 CAPITAL OUTLAY	0.00	55,600.00	100	0.00	0	61,600.00	100	0.00	61,600.00	0.00
<b>TOTAL EXPENDITURES</b>	<b>10,824.28</b>	<b>116,084.26</b>	<b>49</b>	<b>7,098.80</b>	<b>4</b>	<b>101,781.46</b>	<b>57</b>	<b>0.00</b>	<b>179,094.00</b>	<b>77,312.54</b>
<b>NET CHANGE IN FUND BALANCE</b>	<b>-10,666.30</b>	<b>37,688.32</b>		<b>7,098.80</b>		<b>63,219.21</b>		<b>0.00</b>	<b>-5,906.00</b>	<b>-69,125.21</b>



**FUND DEPT 2615-036 : PUBLIC DEFENDER AUTOMATN - PUBLIC DEFENDER**

6/13/2022 8:46:03 AM

**PERIOD ENDING 5/31/2022**

	ACTUAL LAST YEAR			ACTUAL THIS YEAR				ENCUMBRANCE	BUDGET	UNENCUMBERED BALANCE
	CURRENT MONTH	YEAR TO DATE	%	CURRENT MONTH	%	YEAR TO DATE	%			
<b>REVENUES</b>										
4007 CHARGES FOR SERVICES	42.00	217.00	54	0.00	0	46.00	7	0.00	650.00	604.00
<b>TOTAL REVENUES</b>	<b>42.00</b>	<b>217.00</b>	<b>54</b>	<b>0.00</b>	<b>0</b>	<b>46.00</b>	<b>7</b>	<b>0.00</b>	<b>650.00</b>	<b>604.00</b>
<b>EXPENDITURES</b>										
<b>TOTAL EXPENDITURES</b>	<b>0.00</b>	<b>0.00</b>	<b>0</b>	<b>0.00</b>	<b>0</b>	<b>0.00</b>	<b>0</b>	<b>0.00</b>	<b>0.00</b>	<b>0.00</b>
<b>NET CHANGE IN FUND BALANCE</b>	<b>-42.00</b>	<b>-217.00</b>		<b>0.00</b>		<b>-46.00</b>		<b>0.00</b>	<b>-650.00</b>	<b>-604.00</b>



FUND DEPT 2617-030 : CHILD SUPPORT SERV FUND - CIRCUIT CLERK

6/13/2022 8:46:03 AM

PERIOD ENDING 5/31/2022

	ACTUAL LAST YEAR			ACTUAL THIS YEAR				ENCUMBRANCE	BUDGET	UNENCUMBERED BALANCE
	CURRENT MONTH	YEAR TO DATE	%	CURRENT MONTH	%	YEAR TO DATE	%			
<b>REVENUES</b>										
4007 CHARGES FOR SERVICES	542.00	8,951.00	54	0.00	0	144.00	1	0.00	18,102.00	17,958.00
4008 INVESTMENT EARNINGS	0.00	8.45	0	0.00	0	33.16	0	0.00	0.00	-33.16
<b>TOTAL REVENUES</b>	<b>542.00</b>	<b>8,959.45</b>	<b>54</b>	<b>0.00</b>	<b>0</b>	<b>177.16</b>	<b>1</b>	<b>0.00</b>	<b>18,102.00</b>	<b>17,924.84</b>
<b>EXPENDITURES</b>										
5001 SALARIES AND WAGES	4,034.40	14,259.35	40	0.00	0	0.00	0	0.00	0.00	0.00
5010 COMMODITIES	0.00	0.00	0	0.00	0	0.00	0	0.00	4,500.00	4,500.00
5020 SERVICES	0.00	0.00	0	0.00	0	2,500.00	19	0.00	13,425.00	10,925.00
<b>TOTAL EXPENDITURES</b>	<b>4,034.40</b>	<b>14,259.35</b>	<b>40</b>	<b>0.00</b>	<b>0</b>	<b>2,500.00</b>	<b>14</b>	<b>0.00</b>	<b>17,925.00</b>	<b>15,425.00</b>
<b>OTHER FINANCING SOURCES (USES)</b>										
<b>TOTAL OTHER FINANCING SOURCES (USES)</b>	<b>0.00</b>	<b>0.00</b>		<b>0.00</b>		<b>0.00</b>		<b>0.00</b>	<b>0.00</b>	<b>0.00</b>
<b>NET CHANGE IN FUND BALANCE</b>	<b>3,492.40</b>	<b>5,299.90</b>		<b>0.00</b>		<b>2,322.84</b>		<b>0.00</b>	<b>-177.00</b>	<b>-2,499.84</b>



FUND DEPT 2618-051 : PROBATION SERVICES FUND - JUVENILE DETENTION CENTER

6/13/2022 8:46:03 AM

PERIOD ENDING 5/31/2022

	ACTUAL LAST YEAR			ACTUAL THIS YEAR				ENCUMBRANCE	BUDGET	UNENCUMBERED BALANCE
	CURRENT MONTH	YEAR TO DATE	%	CURRENT MONTH	%	YEAR TO DATE	%			
<b>REVENUES</b>										
4007 CHARGES FOR SERVICES	4,047.43	17,617.31	42	0.00	0	5,468.50	12	0.00	45,000.00	39,531.50
<b>TOTAL REVENUES</b>	<b>4,047.43</b>	<b>17,617.31</b>	<b>42</b>	<b>0.00</b>	<b>0</b>	<b>5,468.50</b>	<b>12</b>	<b>0.00</b>	<b>45,000.00</b>	<b>39,531.50</b>
<b>EXPENDITURES</b>										
5010 COMMODITIES	0.00	2,202.10	100	0.00	0	0.00	0	0.00	0.00	0.00
5020 SERVICES	0.00	0.00	0	0.00	0	0.00	0	0.00	50,000.00	50,000.00
<b>TOTAL EXPENDITURES</b>	<b>0.00</b>	<b>2,202.10</b>	<b>4</b>	<b>0.00</b>	<b>0</b>	<b>0.00</b>	<b>0</b>	<b>0.00</b>	<b>50,000.00</b>	<b>50,000.00</b>
<b>OTHER FINANCING SOURCES (USES)</b>										
<b>TOTAL OTHER FINANCING SOURCES (USES)</b>	<b>0.00</b>	<b>0.00</b>		<b>0.00</b>		<b>0.00</b>		<b>0.00</b>	<b>0.00</b>	<b>0.00</b>
<b>NET CHANGE IN FUND BALANCE</b>	<b>-4,047.43</b>	<b>-15,415.21</b>		<b>0.00</b>		<b>-5,468.50</b>		<b>0.00</b>	<b>5,000.00</b>	<b>10,468.50</b>



FUND DEPT 2618-052 : PROBATION SERVICES FUND - COURT SERVICES -PROBATION

6/13/2022 8:46:03 AM

PERIOD ENDING 5/31/2022

	ACTUAL LAST YEAR			ACTUAL THIS YEAR				ENCUMBRANCE	BUDGET	UNENCUMBERED BALANCE
	CURRENT MONTH	YEAR TO DATE	%	CURRENT MONTH	%	YEAR TO DATE	%			
<b>REVENUES</b>										
4007 CHARGES FOR SERVICES	39,644.83	177,593.30	44	0.00	0	50,656.94	14	0.00	375,000.00	324,343.06
4008 INVESTMENT EARNINGS	0.00	219.61	2	0.00	0	1,144.83	153	0.00	750.00	-394.83
4009 MISCELLANEOUS REVENUES	25.00	115.00	1	0.00	0	0.00	0	0.00	10,500.00	10,500.00
<b>TOTAL REVENUES</b>	<b>39,669.83</b>	<b>177,927.91</b>	<b>42</b>	<b>0.00</b>	<b>0</b>	<b>51,801.77</b>	<b>13</b>	<b>0.00</b>	<b>386,250.00</b>	<b>334,448.23</b>
<b>EXPENDITURES</b>										
5010 COMMODITIES	250.68	11,095.45	14	87.60	0	7,781.08	9	0.00	84,750.00	76,968.92
5020 SERVICES	6,364.91	33,677.09	11	7,780.81	3	34,025.00	12	0.00	292,750.00	258,725.00
8000 CAPITAL OUTLAY	0.00	0.00	0	0.00	0	0.00	0	0.00	36,500.00	36,500.00
<b>TOTAL EXPENDITURES</b>	<b>6,615.59</b>	<b>44,772.54</b>	<b>11</b>	<b>7,868.41</b>	<b>2</b>	<b>41,806.08</b>	<b>10</b>	<b>0.00</b>	<b>414,000.00</b>	<b>372,193.92</b>
<b>OTHER FINANCING SOURCES (USES)</b>										
7001 OTHER FINANCING USES	0.00	0.00	0	0.00	0	0.00	0	0.00	-10,000.00	-10,000.00
<b>TOTAL OTHER FINANCING SOURCES (USES)</b>	<b>0.00</b>	<b>0.00</b>		<b>0.00</b>		<b>0.00</b>		<b>0.00</b>	<b>-10,000.00</b>	<b>-10,000.00</b>
<b>NET CHANGE IN FUND BALANCE</b>	<b>-33,054.24</b>	<b>-133,155.37</b>		<b>7,868.41</b>		<b>-9,995.69</b>		<b>0.00</b>	<b>37,750.00</b>	<b>47,745.69</b>



FUND DEPT 2619-026 : TAX SALE AUTOMATION FUND - COUNTY TREASURER

6/13/2022 8:46:03 AM

PERIOD ENDING 5/31/2022

	ACTUAL LAST YEAR			ACTUAL THIS YEAR				ENCUMBRANCE	BUDGET	UNENCUMBERED BALANCE
	CURRENT MONTH	YEAR TO DATE	%	CURRENT MONTH	%	YEAR TO DATE	%			
<b>REVENUES</b>										
4007 CHARGES FOR SERVICES	171.06	2,144.06	8	338.00	2	4,079.50	20	0.00	20,000.00	15,920.50
4008 INVESTMENT EARNINGS	0.00	1.07	1	0.00	0	9.68	5	0.00	200.00	190.32
<b>TOTAL REVENUES</b>	<b>171.06</b>	<b>2,145.13</b>	<b>8</b>	<b>338.00</b>	<b>2</b>	<b>4,089.18</b>	<b>20</b>	<b>0.00</b>	<b>20,200.00</b>	<b>16,110.82</b>
<b>EXPENDITURES</b>										
5001 SALARIES AND WAGES	1,280.00	1,280.00	15	2,032.00	27	2,168.00	29	0.00	7,500.00	5,332.00
5003 FRINGE BENEFITS	0.00	0.00	0	156.13	19	166.53	20	0.00	824.00	657.47
5010 COMMODITIES	0.00	0.00	0	0.00	0	0.00	0	0.00	1,100.00	1,100.00
5020 SERVICES	0.00	150.00	12	0.00	0	0.00	0	0.00	2,000.00	2,000.00
<b>TOTAL EXPENDITURES</b>	<b>1,280.00</b>	<b>1,430.00</b>	<b>8</b>	<b>2,188.13</b>	<b>19</b>	<b>2,334.53</b>	<b>20</b>	<b>0.00</b>	<b>11,424.00</b>	<b>9,089.47</b>
<b>NET CHANGE IN FUND BALANCE</b>	<b>1,108.94</b>	<b>-715.13</b>		<b>1,850.13</b>		<b>-1,754.65</b>		<b>0.00</b>	<b>-8,776.00</b>	<b>-7,021.35</b>



FUND DEPT 2621-041 : STS ATTY DRUG FORFEITURES - STATES ATTORNEY

6/13/2022 8:46:03 AM

PERIOD ENDING 5/31/2022

	ACTUAL LAST YEAR			ACTUAL THIS YEAR				ENCUMBRANCE	BUDGET	UNENCUMBERED BALANCE
	CURRENT MONTH	YEAR TO DATE	%	CURRENT MONTH	%	YEAR TO DATE	%			
<b>REVENUES</b>										
4005 FINES AND FORFEITURES	16,871.79	45,235.22	188	0.00	0	37,912.76	158	0.00	24,000.00	-13,912.76
4008 INVESTMENT EARNINGS	0.00	23.84	68	0.00	0	85.47	0	0.00	0.00	-85.47
<b>TOTAL REVENUES</b>	<b>16,871.79</b>	<b>45,259.06</b>	<b>188</b>	<b>0.00</b>	<b>0</b>	<b>37,998.23</b>	<b>158</b>	<b>0.00</b>	<b>24,000.00</b>	<b>-13,998.23</b>
<b>EXPENDITURES</b>										
5010 COMMODITIES	27,778.48	29,820.92	50	404.50	1	3,795.66	7	0.00	57,700.00	53,904.34
5020 SERVICES	0.00	6,080.40	14	9,932.69	21	16,434.70	35	0.00	46,475.00	30,040.30
<b>TOTAL EXPENDITURES</b>	<b>27,778.48</b>	<b>35,901.32</b>	<b>34</b>	<b>10,337.19</b>	<b>10</b>	<b>20,230.36</b>	<b>19</b>	<b>0.00</b>	<b>104,175.00</b>	<b>83,944.64</b>
<b>OTHER FINANCING SOURCES (USES)</b>										
<b>TOTAL OTHER FINANCING SOURCES (USES)</b>	<b>0.00</b>	<b>0.00</b>		<b>0.00</b>		<b>0.00</b>		<b>0.00</b>	<b>0.00</b>	<b>0.00</b>
<b>NET CHANGE IN FUND BALANCE</b>	<b>10,906.69</b>	<b>-9,357.74</b>		<b>10,337.19</b>		<b>-17,767.87</b>		<b>0.00</b>	<b>80,175.00</b>	<b>97,942.87</b>





FUND DEPT 2627-026 : PROPERTY TAX INT FEE FUND - COUNTY TREASURER

6/13/2022 8:46:03 AM

PERIOD ENDING 5/31/2022

	ACTUAL LAST YEAR			ACTUAL THIS YEAR				ENCUMBRANCE	BUDGET	UNENCUMBERED BALANCE
	CURRENT MONTH	YEAR TO DATE	%	CURRENT MONTH	%	YEAR TO DATE	%			
<b>REVENUES</b>										
4007 CHARGES FOR SERVICES	0.00	120.00	0	0.00	0	0.00	0	0.00	55,000.00	55,000.00
4008 INVESTMENT EARNINGS	4,245.22	4,263.59	426	0.00	0	33.43	2	0.00	2,000.00	1,966.57
<b>TOTAL REVENUES</b>	<b>4,245.22</b>	<b>4,383.59</b>	<b>8</b>	<b>0.00</b>	<b>0</b>	<b>33.43</b>	<b>0</b>	<b>0.00</b>	<b>57,000.00</b>	<b>56,966.57</b>
<b>OTHER FINANCING SOURCES (USES)</b>										
7001 OTHER FINANCING USES	0.00	0.00	0	0.00	0	0.00	0	0.00	-57,000.00	-57,000.00
<b>TOTAL OTHER FINANCING SOURCES (USES)</b>	<b>0.00</b>	<b>0.00</b>		<b>0.00</b>		<b>0.00</b>		<b>0.00</b>	<b>-57,000.00</b>	<b>-57,000.00</b>
<b>NET CHANGE IN FUND BALANCE</b>	<b>-4,245.22</b>	<b>-4,383.59</b>		<b>0.00</b>		<b>-33.43</b>		<b>0.00</b>	<b>0.00</b>	<b>33.43</b>



FUND DEPT 2628-022 : ELECTN ASSIST/ACCESSIBLTY - COUNTY CLERK

6/13/2022 8:46:03 AM

PERIOD ENDING 5/31/2022

	ACTUAL LAST YEAR			ACTUAL THIS YEAR				ENCUMBRANCE	BUDGET	UNENCUMBERED BALANCE
	CURRENT MONTH	YEAR TO DATE	%	CURRENT MONTH	%	YEAR TO DATE	%			
<b>REVENUES</b>										
4004 INTERGOVERNMENTAL REVENUE	2,956.01	9,313.00	5	0.00	0	0.00	0	0.00	221,768.00	221,768.00
<b>TOTAL REVENUES</b>	<b>2,956.01</b>	<b>9,313.00</b>	<b>5</b>	<b>0.00</b>	<b>0</b>	<b>0.00</b>	<b>0</b>	<b>0.00</b>	<b>221,768.00</b>	<b>221,768.00</b>
<b>EXPENDITURES</b>										
5001 SALARIES AND WAGES	0.00	0.00	0	1,824.43	5	4,865.13	14	0.00	35,000.00	30,134.87
5003 FRINGE BENEFITS	0.00	0.00	0	174.25	6	413.59	15	0.00	2,850.00	2,436.41
5010 COMMODITIES	0.00	21,638.78	61	0.00	0	0.00	0	0.00	50,800.00	50,800.00
5020 SERVICES	1,996.60	48,816.65	41	658.50	0	6,767.25	5	0.00	133,118.00	126,350.75
<b>TOTAL EXPENDITURES</b>	<b>1,996.60</b>	<b>70,455.43</b>	<b>36</b>	<b>2,657.18</b>	<b>1</b>	<b>12,045.97</b>	<b>5</b>	<b>0.00</b>	<b>221,768.00</b>	<b>209,722.03</b>
<b>OTHER FINANCING SOURCES (USES)</b>										
6001 OTHER FINANCING SOURCES	4,179.15	62,949.15	0	0.00	0	0.00	0	0.00	0.00	0.00
<b>TOTAL OTHER FINANCING SOURCES (USES)</b>	<b>4,179.15</b>	<b>62,949.15</b>		<b>0.00</b>		<b>0.00</b>		<b>0.00</b>	<b>0.00</b>	<b>0.00</b>
<b>NET CHANGE IN FUND BALANCE</b>	<b>-5,138.56</b>	<b>-1,806.72</b>		<b>2,657.18</b>		<b>12,045.97</b>		<b>0.00</b>	<b>0.00</b>	<b>-12,045.97</b>



FUND DEPT 2629-010 : COUNTY HISTORICAL FUND - COUNTY BOARD

6/13/2022 8:46:03 AM

PERIOD ENDING 5/31/2022

	ACTUAL LAST YEAR			ACTUAL THIS YEAR				ENCUMBRANCE	BUDGET	UNENCUMBERED BALANCE
	CURRENT MONTH	YEAR TO DATE	%	CURRENT MONTH	%	YEAR TO DATE	%			
<b>REVENUES</b>										
4008 INVESTMENT EARNINGS	0.00	1.28	2	0.00	0	5.65	57	0.00	10.00	4.35
<b>TOTAL REVENUES</b>	<b>0.00</b>	<b>1.28</b>	<b>2</b>	<b>0.00</b>	<b>0</b>	<b>5.65</b>	<b>57</b>	<b>0.00</b>	<b>10.00</b>	<b>4.35</b>
<b>NET CHANGE IN FUND BALANCE</b>	<b>0.00</b>	<b>-1.28</b>		<b>0.00</b>		<b>-5.65</b>		<b>0.00</b>	<b>-10.00</b>	<b>-4.35</b>



FUND DEPT 2630-030 : CIR CLK OPERATION & ADMIN - CIRCUIT CLERK

6/13/2022 8:46:03 AM

PERIOD ENDING 5/31/2022

	ACTUAL LAST YEAR			ACTUAL THIS YEAR				ENCUMBRANCE	BUDGET	UNENCUMBERED BALANCE
	CURRENT MONTH	YEAR TO DATE	%	CURRENT MONTH	%	YEAR TO DATE	%			
<b>REVENUES</b>										
4007 CHARGES FOR SERVICES	26,193.51	111,060.40	44	0.00	0	140,133.01	53	0.00	265,824.00	125,690.99
4008 INVESTMENT EARNINGS	0.00	5.50	0	0.00	0	48.99	0	0.00	0.00	-48.99
4009 MISCELLANEOUS REVENUES	0.00	7,383.34	0	0.00	0	0.00	0	0.00	0.00	0.00
<b>TOTAL REVENUES</b>	<b>26,193.51</b>	<b>118,449.24</b>	<b>47</b>	<b>0.00</b>	<b>0</b>	<b>140,182.00</b>	<b>53</b>	<b>0.00</b>	<b>265,824.00</b>	<b>125,642.00</b>
<b>EXPENDITURES</b>										
5001 SALARIES AND WAGES	12,343.50	43,613.70	24	8,229.00	8	39,087.75	37	0.00	106,978.00	67,890.25
5003 FRINGE BENEFITS	2,036.46	9,949.12	36	2,998.38	11	9,522.45	36	0.00	26,154.00	16,631.55
5010 COMMODITIES	990.08	4,446.82	11	16.51	0	10,927.80	13	0.00	82,218.00	71,290.20
5020 SERVICES	14.21	598.60	5	0.00	0	366.96	0	0.00	74,500.00	74,133.04
<b>TOTAL EXPENDITURES</b>	<b>15,384.25</b>	<b>58,608.24</b>	<b>22</b>	<b>11,243.89</b>	<b>4</b>	<b>59,904.96</b>	<b>21</b>	<b>0.00</b>	<b>289,850.00</b>	<b>229,945.04</b>
<b>OTHER FINANCING SOURCES (USES)</b>										
<b>TOTAL OTHER FINANCING SOURCES (USES)</b>	<b>0.00</b>	<b>0.00</b>		<b>0.00</b>		<b>0.00</b>		<b>0.00</b>	<b>0.00</b>	<b>0.00</b>
<b>NET CHANGE IN FUND BALANCE</b>	<b>-10,809.26</b>	<b>-59,841.00</b>		<b>11,243.89</b>		<b>-80,277.04</b>		<b>0.00</b>	<b>24,026.00</b>	<b>104,303.04</b>



FUND DEPT 2632-030 : CIR CLK ELCTRNC CITATIONS - CIRCUIT CLERK

6/13/2022 8:46:03 AM

PERIOD ENDING 5/31/2022

	ACTUAL LAST YEAR			ACTUAL THIS YEAR				ENCUMBRANCE	BUDGET	UNENCUMBERED BALANCE
	CURRENT MONTH	YEAR TO DATE	%	CURRENT MONTH	%	YEAR TO DATE	%			
<b>REVENUES</b>										
4007 CHARGES FOR SERVICES	3,892.00	20,138.69	40	0.00	0	7,901.63	14	0.00	54,906.00	47,004.37
4008 INVESTMENT EARNINGS	0.00	24.83	7	0.00	0	141.99	0	0.00	0.00	-141.99
<b>TOTAL REVENUES</b>	<b>3,892.00</b>	<b>20,163.52</b>	<b>40</b>	<b>0.00</b>	<b>0</b>	<b>8,043.62</b>	<b>15</b>	<b>0.00</b>	<b>54,906.00</b>	<b>46,862.38</b>
<b>EXPENDITURES</b>										
5020 SERVICES	0.00	0.00	0	0.00	0	0.00	0	0.00	30,000.00	30,000.00
8000 CAPITAL OUTLAY	0.00	0.00	0	0.00	0	0.00	0	0.00	20,000.00	20,000.00
<b>TOTAL EXPENDITURES</b>	<b>0.00</b>	<b>0.00</b>	<b>0</b>	<b>0.00</b>	<b>0</b>	<b>0.00</b>	<b>0</b>	<b>0.00</b>	<b>50,000.00</b>	<b>50,000.00</b>
<b>NET CHANGE IN FUND BALANCE</b>	<b>-3,892.00</b>	<b>-20,163.52</b>		<b>0.00</b>		<b>-8,043.62</b>		<b>0.00</b>	<b>-4,906.00</b>	<b>3,137.62</b>



FUND DEPT 2633-041 : STS ATTY RECORDS AUTOMATN - STATES ATTORNEY

6/13/2022 8:46:03 AM

PERIOD ENDING 5/31/2022

	ACTUAL LAST YEAR			ACTUAL THIS YEAR				ENCUMBRANCE	BUDGET	UNENCUMBERED BALANCE
	CURRENT MONTH	YEAR TO DATE	%	CURRENT MONTH	%	YEAR TO DATE	%			
<b>REVENUES</b>										
4007 CHARGES FOR SERVICES	503.98	2,113.70	42	0.00	0	690.00	14	0.00	5,000.00	4,310.00
4008 INVESTMENT EARNINGS	0.00	1.08	4	0.00	0	5.22	17	0.00	30.00	24.78
<b>TOTAL REVENUES</b>	<b>503.98</b>	<b>2,114.78</b>	<b>42</b>	<b>0.00</b>	<b>0</b>	<b>695.22</b>	<b>14</b>	<b>0.00</b>	<b>5,030.00</b>	<b>4,334.78</b>
<b>EXPENDITURES</b>										
5020 SERVICES	0.00	0.00	0	0.00	0	0.00	0	0.00	5,000.00	5,000.00
<b>TOTAL EXPENDITURES</b>	<b>0.00</b>	<b>0.00</b>	<b>0</b>	<b>0.00</b>	<b>0</b>	<b>0.00</b>	<b>0</b>	<b>0.00</b>	<b>5,000.00</b>	<b>5,000.00</b>
<b>NET CHANGE IN FUND BALANCE</b>	<b>-503.98</b>	<b>-2,114.78</b>		<b>0.00</b>		<b>-695.22</b>		<b>0.00</b>	<b>-30.00</b>	<b>665.22</b>



**FUND DEPT 2635-040 : CANNABIS REGULATION FUND - SHERIFF**

6/13/2022 8:46:03 AM

**PERIOD ENDING 5/31/2022**

	ACTUAL LAST YEAR			ACTUAL THIS YEAR				ENCUMBRANCE	BUDGET	UNENCUMBERED BALANCE
	CURRENT MONTH	YEAR TO DATE	%	CURRENT MONTH	%	YEAR TO DATE	%			
<b>REVENUES</b>										
4004 INTERGOVERNMENTAL REVENUE	0.00	2,830.79	10	0.00	0	4,414.15	9	0.00	48,000.00	43,585.85
4008 INVESTMENT EARNINGS	0.00	0.00	0	0.00	0	27.82	0	0.00	0.00	-27.82
<b>TOTAL REVENUES</b>	<b>0.00</b>	<b>2,830.79</b>	<b>10</b>	<b>0.00</b>	<b>0</b>	<b>4,441.97</b>	<b>9</b>	<b>0.00</b>	<b>48,000.00</b>	<b>43,558.03</b>
<b>EXPENDITURES</b>										
5010 COMMODITIES	0.00	0.00	0	0.00	0	0.00	0	0.00	15,000.00	15,000.00
5020 SERVICES	0.00	0.00	0	0.00	0	0.00	0	0.00	33,000.00	33,000.00
<b>TOTAL EXPENDITURES</b>	<b>0.00</b>	<b>0.00</b>	<b>0</b>	<b>0.00</b>	<b>0</b>	<b>0.00</b>	<b>0</b>	<b>0.00</b>	<b>48,000.00</b>	<b>48,000.00</b>
<b>NET CHANGE IN FUND BALANCE</b>	<b>0.00</b>	<b>-2,830.79</b>		<b>0.00</b>		<b>-4,441.97</b>		<b>0.00</b>	<b>0.00</b>	<b>4,441.97</b>



FUND DEPT 2638-042 : CORONER STATUTORY FEES - CORONER

6/13/2022 8:46:03 AM

PERIOD ENDING 5/31/2022

	ACTUAL LAST YEAR			ACTUAL THIS YEAR				ENCUMBRANCE	BUDGET	UNENCUMBERED BALANCE
	CURRENT MONTH	YEAR TO DATE	%	CURRENT MONTH	%	YEAR TO DATE	%			
<b>REVENUES</b>										
4007 CHARGES FOR SERVICES	6,368.00	23,274.00	43	5,548.63	9	27,844.61	45	0.00	62,000.00	34,155.39
<b>TOTAL REVENUES</b>	<b>6,368.00</b>	<b>23,274.00</b>	<b>43</b>	<b>5,548.63</b>	<b>9</b>	<b>27,844.61</b>	<b>45</b>	<b>0.00</b>	<b>62,000.00</b>	<b>34,155.39</b>
<b>EXPENDITURES</b>										
5010 COMMODITIES	393.95	7,965.40	39	251.51	1	3,472.35	16	0.00	21,666.00	18,193.65
5020 SERVICES	767.21	4,780.98	45	774.85	5	5,504.73	37	0.00	14,686.00	9,181.27
<b>TOTAL EXPENDITURES</b>	<b>1,161.16</b>	<b>12,746.38</b>	<b>41</b>	<b>1,026.36</b>	<b>3</b>	<b>8,977.08</b>	<b>25</b>	<b>0.00</b>	<b>36,352.00</b>	<b>27,374.92</b>
<b>NET CHANGE IN FUND BALANCE</b>	<b>-5,206.84</b>	<b>-10,527.62</b>		<b>-4,522.27</b>		<b>-18,867.53</b>		<b>0.00</b>	<b>-25,648.00</b>	<b>-6,780.47</b>





**FUND DEPT 2638-140 : CORONER STATUTORY FEES - CORRECTIONAL CENTER**

6/13/2022 8:46:03 AM

**PERIOD ENDING 5/31/2022**

	ACTUAL LAST YEAR			ACTUAL THIS YEAR				ENCUMBRANCE	BUDGET	UNENCUMBERED BALANCE
	CURRENT MONTH	YEAR TO DATE	%	CURRENT MONTH	%	YEAR TO DATE	%			
<b>EXPENDITURES</b>										
<b>TOTAL EXPENDITURES</b>	0.00	0.00	0	0.00	0	0.00	0	0.00	0.00	0.00
<b>NET CHANGE IN FUND BALANCE</b>	0.00	0.00		0.00		0.00		0.00	0.00	0.00



FUND DEPT 2658-140 : JAIL COMMISSARY - CORRECTIONAL CENTER

6/13/2022 8:46:03 AM

PERIOD ENDING 5/31/2022

	ACTUAL LAST YEAR			ACTUAL THIS YEAR				ENCUMBRANCE	BUDGET	UNENCUMBERED BALANCE
	CURRENT MONTH	YEAR TO DATE	%	CURRENT MONTH	%	YEAR TO DATE	%			
<b>REVENUES</b>										
4008 INVESTMENT EARNINGS	0.00	69.44	1	0.00	0	334.10	33	0.00	1,000.00	665.90
4009 MISCELLANEOUS REVENUES	0.00	13,353.93	22	0.00	0	0.00	0	0.00	100,800.00	100,800.00
<b>TOTAL REVENUES</b>	<b>0.00</b>	<b>13,423.37</b>	<b>20</b>	<b>0.00</b>	<b>0</b>	<b>334.10</b>	<b>0</b>	<b>0.00</b>	<b>101,800.00</b>	<b>101,465.90</b>
<b>EXPENDITURES</b>										
5010 COMMODITIES	2,932.46	2,932.46	6	764.60	2	764.60	2	0.00	47,000.00	46,235.40
5020 SERVICES	2,287.43	5,118.57	3	10,737.37	5	15,976.87	8	0.00	208,000.00	192,023.13
8000 CAPITAL OUTLAY	0.00	0.00	0	0.00	0	0.00	0	0.00	45,000.00	45,000.00
<b>TOTAL EXPENDITURES</b>	<b>5,219.89</b>	<b>8,051.03</b>	<b>3</b>	<b>11,501.97</b>	<b>4</b>	<b>16,741.47</b>	<b>6</b>	<b>0.00</b>	<b>300,000.00</b>	<b>283,258.53</b>
<b>NET CHANGE IN FUND BALANCE</b>	<b>5,219.89</b>	<b>-5,372.34</b>		<b>11,501.97</b>		<b>16,407.37</b>		<b>0.00</b>	<b>198,200.00</b>	<b>181,792.63</b>



**FUND DEPT 2659-140 : COUNTY JAIL MEDICAL COSTS - CORRECTIONAL CENTER**

6/13/2022 8:46:03 AM

**PERIOD ENDING 5/31/2022**

	ACTUAL LAST YEAR			ACTUAL THIS YEAR				ENCUMBRANCE	BUDGET	UNENCUMBERED BALANCE
	CURRENT MONTH	YEAR TO DATE	%	CURRENT MONTH	%	YEAR TO DATE	%			
<b>REVENUES</b>										
4007 CHARGES FOR SERVICES	1,215.29	5,537.07	23	0.00	0	1,258.00	5	0.00	24,000.00	22,742.00
4008 INVESTMENT EARNINGS	0.00	1.58	2	0.00	0	3.79	4	0.00	100.00	96.21
<b>TOTAL REVENUES</b>	<b>1,215.29</b>	<b>5,538.65</b>	<b>23</b>	<b>0.00</b>	<b>0</b>	<b>1,261.79</b>	<b>5</b>	<b>0.00</b>	<b>24,100.00</b>	<b>22,838.21</b>
<b>OTHER FINANCING SOURCES (USES)</b>										
7001 OTHER FINANCING USES	0.00	0.00	0	0.00	0	0.00	0	0.00	-24,100.00	-24,100.00
<b>TOTAL OTHER FINANCING SOURCES (USES)</b>	<b>0.00</b>	<b>0.00</b>		<b>0.00</b>		<b>0.00</b>		<b>0.00</b>	<b>-24,100.00</b>	<b>-24,100.00</b>
<b>NET CHANGE IN FUND BALANCE</b>	<b>-1,215.29</b>	<b>-5,538.65</b>		<b>0.00</b>		<b>-1,261.79</b>		<b>0.00</b>	<b>0.00</b>	<b>1,261.79</b>



FUND DEPT 2670-022 : COUNTY CLK AUTOMATION FND - COUNTY CLERK

6/13/2022 8:46:03 AM

PERIOD ENDING 5/31/2022

	ACTUAL LAST YEAR			ACTUAL THIS YEAR				ENCUMBRANCE	BUDGET	UNENCUMBERED BALANCE
	CURRENT MONTH	YEAR TO DATE	%	CURRENT MONTH	%	YEAR TO DATE	%			
<b>REVENUES</b>										
4007 CHARGES FOR SERVICES	1,632.00	5,814.00	29	1,672.00	7	6,246.00	25	0.00	25,000.00	18,754.00
4008 INVESTMENT EARNINGS	0.00	3.36	2	0.00	0	17.28	9	0.00	200.00	182.72
4009 MISCELLANEOUS REVENUES	421.35	2,070.70	52	716.00	18	9,451.55	236	0.00	4,000.00	-5,451.55
<b>TOTAL REVENUES</b>	<b>2,053.35</b>	<b>7,888.06</b>	<b>33</b>	<b>2,388.00</b>	<b>8</b>	<b>15,714.83</b>	<b>54</b>	<b>0.00</b>	<b>29,200.00</b>	<b>13,485.17</b>
<b>EXPENDITURES</b>										
5010 COMMODITIES	286.20	1,795.25	11	707.05	6	8,839.15	70	0.00	12,700.00	3,860.85
5020 SERVICES	0.00	11,431.21	100	0.00	0	11,675.62	71	0.00	16,500.00	4,824.38
<b>TOTAL EXPENDITURES</b>	<b>286.20</b>	<b>13,226.46</b>	<b>48</b>	<b>707.05</b>	<b>2</b>	<b>20,514.77</b>	<b>70</b>	<b>0.00</b>	<b>29,200.00</b>	<b>8,685.23</b>
<b>NET CHANGE IN FUND BALANCE</b>	<b>-1,767.15</b>	<b>5,338.40</b>		<b>-1,680.95</b>		<b>4,799.94</b>		<b>0.00</b>	<b>0.00</b>	<b>-4,799.94</b>



FUND DEPT 2671-030 : COURT DOCUMENT STORAGE FD - CIRCUIT CLERK

6/13/2022 8:46:03 AM

PERIOD ENDING 5/31/2022

	ACTUAL LAST YEAR			ACTUAL THIS YEAR				ENCUMBRANCE	BUDGET	UNENCUMBERED BALANCE
	CURRENT MONTH	YEAR TO DATE	%	CURRENT MONTH	%	YEAR TO DATE	%			
<b>REVENUES</b>										
4007 CHARGES FOR SERVICES	18,996.03	81,726.32	27	0.00	0	37,547.66	17	0.00	222,634.00	185,086.34
4008 INVESTMENT EARNINGS	0.00	10.33	0	0.00	0	18.74	0	0.00	0.00	-18.74
<b>TOTAL REVENUES</b>	<b>18,996.03</b>	<b>81,736.65</b>	<b>27</b>	<b>0.00</b>	<b>0</b>	<b>37,566.40</b>	<b>17</b>	<b>0.00</b>	<b>222,634.00</b>	<b>185,067.60</b>
<b>EXPENDITURES</b>										
5001 SALARIES AND WAGES	13,246.92	46,758.21	41	6,508.61	8	30,915.82	36	0.00	85,064.00	54,148.18
5003 FRINGE BENEFITS	3,744.63	18,711.59	36	2,896.14	8	8,570.92	24	0.00	35,198.00	26,627.08
5010 COMMODITIES	14,123.06	26,693.16	45	350.70	1	22,769.38	55	0.00	41,700.00	18,930.62
5020 SERVICES	12,568.40	32,357.85	39	-2,320.00	-4	7,851.57	14	-7,870.00	54,305.00	46,453.43
8000 CAPITAL OUTLAY	0.00	5,640.00	100	0.00	0	0.00	0	0.00	5,640.00	5,640.00
<b>TOTAL EXPENDITURES</b>	<b>43,683.01</b>	<b>130,160.81</b>	<b>41</b>	<b>7,435.45</b>	<b>3</b>	<b>70,107.69</b>	<b>32</b>	<b>-7,870.00</b>	<b>221,907.00</b>	<b>151,799.31</b>
<b>OTHER FINANCING SOURCES (USES)</b>										
<b>TOTAL OTHER FINANCING SOURCES (USES)</b>	<b>0.00</b>	<b>0.00</b>		<b>0.00</b>		<b>0.00</b>		<b>0.00</b>	<b>0.00</b>	<b>0.00</b>
<b>NET CHANGE IN FUND BALANCE</b>	<b>24,686.98</b>	<b>48,424.16</b>		<b>7,435.45</b>		<b>32,541.29</b>		<b>-7,870.00</b>	<b>-727.00</b>	<b>-33,268.29</b>



**FUND DEPT 2675-041 : VICTIM ADVOCACY GRT-ICJIA - STATES ATTORNEY**

6/13/2022 8:46:03 AM

**PERIOD ENDING 5/31/2022**

	ACTUAL LAST YEAR			ACTUAL THIS YEAR				ENCUMBRANCE	BUDGET	UNENCUMBERED BALANCE
	CURRENT MONTH	YEAR TO DATE	%	CURRENT MONTH	%	YEAR TO DATE	%			
<b>REVENUES</b>										
<b>TOTAL REVENUES</b>	0.00	0.00	0	0.00	0	0.00	0	0.00	0.00	0.00
<b>EXPENDITURES</b>										
<b>TOTAL EXPENDITURES</b>	0.00	0.00	0	0.00	0	0.00	0	0.00	0.00	0.00
<b>OTHER FINANCING SOURCES (USES)</b>										
<b>TOTAL OTHER FINANCING SOURCES (USES)</b>	0.00	0.00		0.00		0.00		0.00	0.00	0.00
<b>NET CHANGE IN FUND BALANCE</b>	0.00	0.00		0.00		0.00		0.00	0.00	0.00



FUND DEPT 2676-011 : SOLID WASTE MANAGEMENT - SOLID WASTE MGMT

6/13/2022 8:46:03 AM

PERIOD ENDING 5/31/2022

	ACTUAL LAST YEAR			ACTUAL THIS YEAR				ENCUMBRANCE	BUDGET	UNENCUMBERED BALANCE
	CURRENT MONTH	YEAR TO DATE	%	CURRENT MONTH	%	YEAR TO DATE	%			
<b>REVENUES</b>										
4004 INTERGOVERNMENTAL REVENUE	0.00	10,288.94	44	954.00	4	1,484.00	6	0.00	25,200.00	23,716.00
4006 LICENSES AND PERMITS	0.00	2,170.00	44	0.00	0	2,485.00	57	0.00	4,375.00	1,890.00
4008 INVESTMENT EARNINGS	0.00	3.68	4	0.00	0	9.88	40	0.00	25.00	15.12
4009 MISCELLANEOUS REVENUES	582.00	1,881.00	35	175.00	4	1,675.00	34	0.00	5,000.00	3,325.00
<b>TOTAL REVENUES</b>	<b>582.00</b>	<b>14,343.62</b>	<b>43</b>	<b>1,129.00</b>	<b>3</b>	<b>5,653.88</b>	<b>16</b>	<b>0.00</b>	<b>34,600.00</b>	<b>28,946.12</b>
<b>EXPENDITURES</b>										
5010 COMMODITIES	4.50	1,135.61	61	0.00	0	417.98	52	0.00	800.00	382.02
5020 SERVICES	18,706.04	23,541.04	63	13,839.60	35	16,699.40	43	0.00	39,000.00	22,300.60
<b>TOTAL EXPENDITURES</b>	<b>18,710.54</b>	<b>24,676.65</b>	<b>63</b>	<b>13,839.60</b>	<b>35</b>	<b>17,117.38</b>	<b>43</b>	<b>0.00</b>	<b>39,800.00</b>	<b>22,682.62</b>
<b>NET CHANGE IN FUND BALANCE</b>	<b>18,128.54</b>	<b>10,333.03</b>		<b>12,710.60</b>		<b>11,463.50</b>		<b>0.00</b>	<b>5,200.00</b>	<b>-6,263.50</b>



FUND DEPT 2679-179 : CHILD ADVOCACY CENTER - CHILD ADVOCACY CENTER

6/13/2022 8:46:03 AM

PERIOD ENDING 5/31/2022

	ACTUAL LAST YEAR			ACTUAL THIS YEAR				ENCUMBRANCE	BUDGET	UNENCUMBERED BALANCE
	CURRENT MONTH	YEAR TO DATE	%	CURRENT MONTH	%	YEAR TO DATE	%			
<b>REVENUES</b>										
4004 INTERGOVERNMENTAL REVENUE	52,623.96	114,372.91	33	19,471.00	5	80,339.14	20	0.00	400,287.00	319,947.86
4008 INVESTMENT EARNINGS	0.00	0.75	1	0.00	0	0.47	0	0.00	100.00	99.53
4009 MISCELLANEOUS REVENUES	0.00	1,292.86	10	220.00	3	4,461.30	69	0.00	6,500.00	2,038.70
<b>TOTAL REVENUES</b>	<b>52,623.96</b>	<b>115,666.52</b>	<b>32</b>	<b>19,691.00</b>	<b>5</b>	<b>84,800.91</b>	<b>21</b>	<b>0.00</b>	<b>406,887.00</b>	<b>322,086.09</b>
<b>EXPENDITURES</b>										
5001 SALARIES AND WAGES	19,266.88	67,987.69	40	15,099.99	8	74,777.48	40	0.00	187,142.00	112,364.52
5003 FRINGE BENEFITS	4,349.74	21,650.52	37	7,891.77	14	23,227.24	40	0.00	58,179.00	34,951.76
5010 COMMODITIES	511.92	885.30	6	7,269.25	19	9,573.52	25	0.00	37,838.36	28,264.84
5020 SERVICES	7,422.71	35,596.26	34	17,004.20	14	48,126.91	39	0.00	123,576.64	75,449.73
<b>TOTAL EXPENDITURES</b>	<b>31,551.25</b>	<b>126,119.77</b>	<b>36</b>	<b>47,265.21</b>	<b>12</b>	<b>155,705.15</b>	<b>38</b>	<b>0.00</b>	<b>406,736.00</b>	<b>251,030.85</b>
<b>NET CHANGE IN FUND BALANCE</b>	<b>-21,072.71</b>	<b>10,453.25</b>		<b>27,574.21</b>		<b>70,904.24</b>		<b>0.00</b>	<b>-151.00</b>	<b>-71,055.24</b>





FUND DEPT 2685-031 : SPECIALTY COURTS FUND - CIRCUIT COURT

6/13/2022 8:46:03 AM

PERIOD ENDING 5/31/2022

	ACTUAL LAST YEAR			ACTUAL THIS YEAR				ENCUMBRANCE	BUDGET	UNENCUMBERED BALANCE
	CURRENT MONTH	YEAR TO DATE	%	CURRENT MONTH	%	YEAR TO DATE	%			
<b>REVENUES</b>										
4004 INTERGOVERNMENTAL REVENUE	4,019.25	23,067.00	51	0.00	0	0.00	0	0.00	47,682.00	47,682.00
4007 CHARGES FOR SERVICES	2,130.64	9,118.76	57	0.00	0	2,394.50	9	0.00	27,600.00	25,205.50
4008 INVESTMENT EARNINGS	0.00	16.67	8	0.00	0	78.71	79	0.00	100.00	21.29
4009 MISCELLANEOUS REVENUES	25.00	25.00	0	0.00	0	0.00	0	0.00	0.00	0.00
<b>TOTAL REVENUES</b>	<b>6,174.89</b>	<b>32,227.43</b>	<b>52</b>	<b>0.00</b>	<b>0</b>	<b>2,473.21</b>	<b>3</b>	<b>0.00</b>	<b>75,382.00</b>	<b>72,908.79</b>
<b>EXPENDITURES</b>										
5001 SALARIES AND WAGES	4,450.52	18,062.12	39	3,667.60	8	10,336.48	22	0.00	47,682.00	37,345.52
5003 FRINGE BENEFITS	1,443.40	6,671.69	37	540.54	3	1,265.64	7	0.00	18,174.00	16,908.36
5020 SERVICES	48.45	898.10	7	1,461.02	12	1,654.29	13	0.00	12,600.00	10,945.71
<b>TOTAL EXPENDITURES</b>	<b>5,942.37</b>	<b>25,631.91</b>	<b>33</b>	<b>5,669.16</b>	<b>7</b>	<b>13,256.41</b>	<b>17</b>	<b>0.00</b>	<b>78,456.00</b>	<b>65,199.59</b>
<b>OTHER FINANCING SOURCES (USES)</b>										
<b>TOTAL OTHER FINANCING SOURCES (USES)</b>	<b>0.00</b>	<b>0.00</b>		<b>0.00</b>		<b>0.00</b>		<b>0.00</b>	<b>0.00</b>	<b>0.00</b>
<b>NET CHANGE IN FUND BALANCE</b>	<b>-232.52</b>	<b>-6,595.52</b>		<b>5,669.16</b>		<b>10,783.20</b>		<b>0.00</b>	<b>3,074.00</b>	<b>-7,709.20</b>



**FUND DEPT 2685-140 : SPECIALTY COURTS FUND - CORRECTIONAL CENTER**

6/13/2022 8:46:03 AM

**PERIOD ENDING 5/31/2022**

	ACTUAL LAST YEAR			ACTUAL THIS YEAR				ENCUMBRANCE	BUDGET	UNENCUMBERED BALANCE
	CURRENT MONTH	YEAR TO DATE	%	CURRENT MONTH	%	YEAR TO DATE	%			
<b>REVENUES</b>										
<b>TOTAL REVENUES</b>	0.00	0.00	0	0.00	0	0.00	0	0.00	0.00	0.00
<b>NET CHANGE IN FUND BALANCE</b>	0.00	0.00		0.00		0.00		0.00	0.00	0.00



FUND DEPT 2840-016 : ARPA - ADMINISTRATIVE SERVICES

6/13/2022 8:46:03 AM

PERIOD ENDING 5/31/2022

	ACTUAL LAST YEAR			ACTUAL THIS YEAR				ENCUMBRANCE	BUDGET	UNENCUMBERED BALANCE
	CURRENT MONTH	YEAR TO DATE	%	CURRENT MONTH	%	YEAR TO DATE	%			
<b>REVENUES</b>										
4004 INTERGOVERNMENTAL REVENUE	0.00	0.00	0	0.00	0	0.00	0	0.00	20,364,815.00	20,364,815.00
4008 INVESTMENT EARNINGS	0.00	0.00	0	0.00	0	6,051.32	5	0.00	128,000.00	121,948.68
<b>TOTAL REVENUES</b>	<b>0.00</b>	<b>0.00</b>	<b>0</b>	<b>0.00</b>	<b>0</b>	<b>6,051.32</b>	<b>0</b>	<b>0.00</b>	<b>20,492,815.00</b>	<b>20,486,763.68</b>
<b>EXPENDITURES</b>										
5001 SALARIES AND WAGES	0.00	0.00	0	3,254.50	15	12,643.25	57	0.00	22,000.00	9,356.75
5003 FRINGE BENEFITS	0.00	0.00	0	387.37	17	1,366.77	62	0.00	2,220.00	853.23
<b>TOTAL EXPENDITURES</b>	<b>0.00</b>	<b>0.00</b>	<b>0</b>	<b>3,641.87</b>	<b>15</b>	<b>14,010.02</b>	<b>58</b>	<b>0.00</b>	<b>24,220.00</b>	<b>10,209.98</b>
<b>OTHER FINANCING SOURCES (USES)</b>										
7001 OTHER FINANCING USES	0.00	0.00	0	0.00	0	-16,912.00	1	0.00	-1,553,803.00	-1,536,891.00
<b>TOTAL OTHER FINANCING SOURCES (USES)</b>	<b>0.00</b>	<b>0.00</b>		<b>0.00</b>		<b>-16,912.00</b>		<b>0.00</b>	<b>-1,553,803.00</b>	<b>-1,536,891.00</b>
<b>NET CHANGE IN FUND BALANCE</b>	<b>0.00</b>	<b>0.00</b>		<b>3,641.87</b>		<b>24,870.70</b>		<b>0.00</b>	<b>-18,914,792.00</b>	<b>-18,939,662.70</b>



**FUND DEPT 2840-043 : ARPA - EMERGENCY MGMT AGCY (EMA)**

6/13/2022 8:46:03 AM

**PERIOD ENDING 5/31/2022**

	ACTUAL LAST YEAR			ACTUAL THIS YEAR				ENCUMBRANCE	BUDGET	UNENCUMBERED BALANCE
	CURRENT MONTH	YEAR TO DATE	%	CURRENT MONTH	%	YEAR TO DATE	%			
<b>REVENUES</b>										
<b>TOTAL REVENUES</b>	0.00	0.00	0	0.00	0	0.00	0	0.00	0.00	0.00
<b>EXPENDITURES</b>										
<b>TOTAL EXPENDITURES</b>	0.00	0.00	0	0.00	0	0.00	0	0.00	0.00	0.00
<b>NET CHANGE IN FUND BALANCE</b>	0.00	0.00		0.00		0.00		0.00	0.00	0.00



FUND DEPT 2840-075 : ARPA - GENERAL COUNTY

6/13/2022 8:46:03 AM

PERIOD ENDING 5/31/2022

	ACTUAL LAST YEAR			ACTUAL THIS YEAR				ENCUMBRANCE	BUDGET	UNENCUMBERED BALANCE
	CURRENT MONTH	YEAR TO DATE	%	CURRENT MONTH	%	YEAR TO DATE	%			
<b>EXPENDITURES</b>										
5001 SALARIES AND WAGES	0.00	0.00	0	0.00	0	593,388.00	100	0.00	593,400.00	12.00
5002 LAW ENFORCEMENT SALARIES	0.00	0.00	0	0.00	0	0.00	0	0.00	9,250.00	9,250.00
5003 FRINGE BENEFITS	0.00	0.00	0	9,042.51	5	165,410.70	100	0.00	165,643.00	232.30
5010 COMMODITIES	0.00	0.00	0	15,000.00	12	37,455.00	29	0.00	128,750.00	91,295.00
5020 SERVICES	0.00	0.00	0	60,308.32	1	554,093.63	6	10,560.00	9,224,200.00	8,670,106.37
8000 CAPITAL OUTLAY	0.00	0.00	0	0.00	0	2,396,796.50	31	80,912.50	7,845,251.00	5,448,454.50
<b>TOTAL EXPENDITURES</b>	<b>0.00</b>	<b>0.00</b>	<b>0</b>	<b>84,350.83</b>	<b>0</b>	<b>3,747,143.83</b>	<b>21</b>	<b>91,472.50</b>	<b>17,966,494.00</b>	<b>14,219,350.17</b>
<b>NET CHANGE IN FUND BALANCE</b>	<b>0.00</b>	<b>0.00</b>		<b>84,350.83</b>		<b>3,747,143.83</b>		<b>91,472.50</b>	<b>17,966,494.00</b>	<b>14,219,350.17</b>



FUND DEPT 3105-010 : CAPITAL ASSET REPLCMT FND - COUNTY BOARD

6/13/2022 8:46:03 AM

PERIOD ENDING 5/31/2022

	ACTUAL LAST YEAR			ACTUAL THIS YEAR				ENCUMBRANCE	BUDGET	UNENCUMBERED BALANCE
	CURRENT MONTH	YEAR TO DATE	%	CURRENT MONTH	%	YEAR TO DATE	%			
<b>REVENUES</b>										
4008 INVESTMENT EARNINGS	0.00	1,114.11	28	0.00	0	7,179.10	179	0.00	4,000.00	-3,179.10
<b>TOTAL REVENUES</b>	<b>0.00</b>	<b>1,114.11</b>	<b>28</b>	<b>0.00</b>	<b>0</b>	<b>7,179.10</b>	<b>179</b>	<b>0.00</b>	<b>4,000.00</b>	<b>-3,179.10</b>
<b>EXPENDITURES</b>										
5010 COMMODITIES	0.00	0.00	0	0.00	0	0.00	0	0.00	2,000.00	2,000.00
5020 SERVICES	0.00	0.00	0	422,825.55	11	663,412.57	18	0.00	3,750,000.00	3,086,587.43
<b>TOTAL EXPENDITURES</b>	<b>0.00</b>	<b>0.00</b>	<b>0</b>	<b>422,825.55</b>	<b>11</b>	<b>663,412.57</b>	<b>18</b>	<b>0.00</b>	<b>3,752,000.00</b>	<b>3,088,587.43</b>
<b>OTHER FINANCING SOURCES (USES)</b>										
6001 OTHER FINANCING SOURCES	0.00	0.00	0	0.00	0	0.00	0	0.00	3,750,000.00	3,750,000.00
<b>TOTAL OTHER FINANCING SOURCES (USES)</b>	<b>0.00</b>	<b>0.00</b>		<b>0.00</b>		<b>0.00</b>		<b>0.00</b>	<b>3,750,000.00</b>	<b>3,750,000.00</b>
<b>NET CHANGE IN FUND BALANCE</b>	<b>0.00</b>	<b>-1,114.11</b>		<b>422,825.55</b>		<b>656,233.47</b>		<b>0.00</b>	<b>-2,000.00</b>	<b>-658,233.47</b>



FUND DEPT 3105-016 : CAPITAL ASSET REPLCMT FND - ADMINISTRATIVE SERVICES

6/13/2022 8:46:03 AM

PERIOD ENDING 5/31/2022

	ACTUAL LAST YEAR			ACTUAL THIS YEAR				ENCUMBRANCE	BUDGET	UNENCUMBERED BALANCE
	CURRENT MONTH	YEAR TO DATE	%	CURRENT MONTH	%	YEAR TO DATE	%			
<b>REVENUES</b>										
<b>TOTAL REVENUES</b>	<b>0.00</b>	<b>0.00</b>	<b>0</b>	<b>0.00</b>	<b>0</b>	<b>0.00</b>	<b>0</b>	<b>0.00</b>	<b>0.00</b>	<b>0.00</b>
<b>EXPENDITURES</b>										
5010 COMMODITIES	0.00	0.00	0	0.00	0	0.00	0	0.00	13,842.00	13,842.00
8000 CAPITAL OUTLAY	0.00	0.00	0	0.00	0	0.00	0	0.00	15,442.00	15,442.00
<b>TOTAL EXPENDITURES</b>	<b>0.00</b>	<b>0.00</b>	<b>0</b>	<b>0.00</b>	<b>0</b>	<b>0.00</b>	<b>0</b>	<b>0.00</b>	<b>29,284.00</b>	<b>29,284.00</b>
<b>OTHER FINANCING SOURCES (USES)</b>										
6001 OTHER FINANCING SOURCES	0.00	0.00	0	0.00	0	0.00	0	0.00	5,486.00	5,486.00
<b>TOTAL OTHER FINANCING SOURCES (USES)</b>	<b>0.00</b>	<b>0.00</b>		<b>0.00</b>		<b>0.00</b>		<b>0.00</b>	<b>5,486.00</b>	<b>5,486.00</b>
<b>NET CHANGE IN FUND BALANCE</b>	<b>0.00</b>	<b>0.00</b>		<b>0.00</b>		<b>0.00</b>		<b>0.00</b>	<b>23,798.00</b>	<b>23,798.00</b>



FUND DEPT 3105-020 : CAPITAL ASSET REPLCMT FND - AUDITOR

6/13/2022 8:46:03 AM

PERIOD ENDING 5/31/2022

	ACTUAL LAST YEAR			ACTUAL THIS YEAR				ENCUMBRANCE	BUDGET	UNENCUMBERED BALANCE
	CURRENT MONTH	YEAR TO DATE	%	CURRENT MONTH	%	YEAR TO DATE	%			
<b>EXPENDITURES</b>										
<b>TOTAL EXPENDITURES</b>	0.00	0.00	0	0.00	0	0.00	0	0.00	0.00	0.00
<b>OTHER FINANCING SOURCES (USES)</b>										
6001 OTHER FINANCING SOURCES	0.00	0.00	0	0.00	0	0.00	0	0.00	3,665.00	3,665.00
<b>TOTAL OTHER FINANCING SOURCES (USES)</b>	0.00	0.00		0.00		0.00		0.00	3,665.00	3,665.00
<b>NET CHANGE IN FUND BALANCE</b>	0.00	0.00		0.00		0.00		0.00	-3,665.00	-3,665.00





FUND DEPT 3105-021 : CAPITAL ASSET REPLCMT FND - BOARD OF REVIEW

6/13/2022 8:46:03 AM

PERIOD ENDING 5/31/2022

	ACTUAL LAST YEAR			ACTUAL THIS YEAR				ENCUMBRANCE	BUDGET	UNENCUMBERED BALANCE
	CURRENT MONTH	YEAR TO DATE	%	CURRENT MONTH	%	YEAR TO DATE	%			
<b>EXPENDITURES</b>										
<b>TOTAL EXPENDITURES</b>	0.00	0.00	0	0.00	0	0.00	0	0.00	0.00	0.00
<b>OTHER FINANCING SOURCES (USES)</b>										
6001 OTHER FINANCING SOURCES	0.00	0.00	0	0.00	0	0.00	0	0.00	975.00	975.00
<b>TOTAL OTHER FINANCING SOURCES (USES)</b>	0.00	0.00		0.00		0.00		0.00	975.00	975.00
<b>NET CHANGE IN FUND BALANCE</b>	0.00	0.00		0.00		0.00		0.00	-975.00	-975.00



FUND DEPT 3105-022 : CAPITAL ASSET REPLCMT FND - COUNTY CLERK

6/13/2022 8:46:03 AM

PERIOD ENDING 5/31/2022

	ACTUAL LAST YEAR			ACTUAL THIS YEAR				ENCUMBRANCE	BUDGET	UNENCUMBERED BALANCE
	CURRENT MONTH	YEAR TO DATE	%	CURRENT MONTH	%	YEAR TO DATE	%			
<b>EXPENDITURES</b>										
<b>TOTAL EXPENDITURES</b>	0.00	0.00	0	0.00	0	0.00	0	0.00	0.00	0.00
<b>OTHER FINANCING SOURCES (USES)</b>										
6001 OTHER FINANCING SOURCES	0.00	0.00	0	0.00	0	0.00	0	0.00	6,250.00	6,250.00
<b>TOTAL OTHER FINANCING SOURCES (USES)</b>	0.00	0.00		0.00		0.00		0.00	6,250.00	6,250.00
<b>NET CHANGE IN FUND BALANCE</b>	0.00	0.00		0.00		0.00		0.00	-6,250.00	-6,250.00



FUND DEPT 3105-025 : CAPITAL ASSET REPLCMT FND - SUPERVISOR OF ASSESSMENT

6/13/2022 8:46:03 AM

PERIOD ENDING 5/31/2022

	ACTUAL LAST YEAR			ACTUAL THIS YEAR				ENCUMBRANCE	BUDGET	UNENCUMBERED BALANCE
	CURRENT MONTH	YEAR TO DATE	%	CURRENT MONTH	%	YEAR TO DATE	%			
<b>EXPENDITURES</b>										
5010 COMMODITIES	0.00	0.00	0	0.00	0	0.00	0	0.00	5,248.24	5,248.24
5020 SERVICES	0.00	3,530.80	71	0.00	0	5,325.18	90	0.00	5,901.76	576.58
<b>TOTAL EXPENDITURES</b>	<b>0.00</b>	<b>3,530.80</b>	<b>46</b>	<b>0.00</b>	<b>0</b>	<b>5,325.18</b>	<b>48</b>	<b>0.00</b>	<b>11,150.00</b>	<b>5,824.82</b>
<b>OTHER FINANCING SOURCES (USES)</b>										
6001 OTHER FINANCING SOURCES	0.00	0.00	0	0.00	0	0.00	0	0.00	10,593.00	10,593.00
<b>TOTAL OTHER FINANCING SOURCES (USES)</b>	<b>0.00</b>	<b>0.00</b>		<b>0.00</b>		<b>0.00</b>		<b>0.00</b>	<b>10,593.00</b>	<b>10,593.00</b>
<b>NET CHANGE IN FUND BALANCE</b>	<b>0.00</b>	<b>3,530.80</b>		<b>0.00</b>		<b>5,325.18</b>		<b>0.00</b>	<b>557.00</b>	<b>-4,768.18</b>




FUND DEPT 3105-026 : CAPITAL ASSET REPLCMT FND - COUNTY TREASURER

6/13/2022 8:46:03 AM

PERIOD ENDING 5/31/2022

	ACTUAL LAST YEAR			ACTUAL THIS YEAR				ENCUMBRANCE	BUDGET	UNENCUMBERED BALANCE
	CURRENT MONTH	YEAR TO DATE	%	CURRENT MONTH	%	YEAR TO DATE	%			
<b>EXPENDITURES</b>										
5010 COMMODITIES	0.00	0.00	0	0.00	0	0.00	0	0.00	11,900.00	11,900.00
<b>TOTAL EXPENDITURES</b>	<b>0.00</b>	<b>0.00</b>	<b>0</b>	<b>0.00</b>	<b>0</b>	<b>0.00</b>	<b>0</b>	<b>0.00</b>	<b>11,900.00</b>	<b>11,900.00</b>
<b>OTHER FINANCING SOURCES (USES)</b>										
6001 OTHER FINANCING SOURCES	0.00	0.00	0	0.00	0	0.00	0	0.00	11,710.00	11,710.00
<b>TOTAL OTHER FINANCING SOURCES (USES)</b>	<b>0.00</b>	<b>0.00</b>		<b>0.00</b>		<b>0.00</b>		<b>0.00</b>	<b>11,710.00</b>	<b>11,710.00</b>
<b>NET CHANGE IN FUND BALANCE</b>	<b>0.00</b>	<b>0.00</b>		<b>0.00</b>		<b>0.00</b>		<b>0.00</b>	<b>190.00</b>	<b>190.00</b>



FUND DEPT 3105-028 : CAPITAL ASSET REPLCMT FND - INFORMATION TECHNOLOGY (IT)

6/13/2022 8:46:03 AM

PERIOD ENDING 5/31/2022

	ACTUAL LAST YEAR			ACTUAL THIS YEAR				ENCUMBRANCE	BUDGET	UNENCUMBERED BALANCE
	CURRENT MONTH	YEAR TO DATE	%	CURRENT MONTH	%	YEAR TO DATE	%			
<b>EXPENDITURES</b>										
5010 COMMODITIES	0.00	1,136.62	2	0.00	0	6,418.75	23	0.00	28,189.00	21,770.25
5020 SERVICES	11,157.80	549,066.61	43	15,005.00	2	437,849.48	44	0.00	997,902.00	560,052.52
8000 CAPITAL OUTLAY	0.00	40,840.00	44	0.00	0	53,755.24	8	0.00	642,480.00	588,724.76
<b>TOTAL EXPENDITURES</b>	<b>11,157.80</b>	<b>591,043.23</b>	<b>42</b>	<b>15,005.00</b>	<b>1</b>	<b>498,023.47</b>	<b>30</b>	<b>0.00</b>	<b>1,668,571.00</b>	<b>1,170,547.53</b>
<b>OTHER FINANCING SOURCES (USES)</b>										
6001 OTHER FINANCING SOURCES	0.00	31,472.00	2	0.00	0	0.00	0	0.00	1,350,053.00	1,350,053.00
<b>TOTAL OTHER FINANCING SOURCES (USES)</b>	<b>0.00</b>	<b>31,472.00</b>		<b>0.00</b>		<b>0.00</b>		<b>0.00</b>	<b>1,350,053.00</b>	<b>1,350,053.00</b>
<b>NET CHANGE IN FUND BALANCE</b>	<b>11,157.80</b>	<b>559,571.23</b>		<b>15,005.00</b>		<b>498,023.47</b>		<b>0.00</b>	<b>318,518.00</b>	<b>-179,505.47</b>



FUND DEPT 3105-036 : CAPITAL ASSET REPLCMT FND - PUBLIC DEFENDER

6/13/2022 8:46:03 AM

PERIOD ENDING 5/31/2022

	ACTUAL LAST YEAR			ACTUAL THIS YEAR				ENCUMBRANCE	BUDGET	UNENCUMBERED BALANCE
	CURRENT MONTH	YEAR TO DATE	%	CURRENT MONTH	%	YEAR TO DATE	%			
<b>EXPENDITURES</b>										
5010 COMMODITIES	0.00	0.00	0	0.00	0	101.78	1	0.00	9,683.00	9,581.22
<b>TOTAL EXPENDITURES</b>	<b>0.00</b>	<b>0.00</b>	<b>0</b>	<b>0.00</b>	<b>0</b>	<b>101.78</b>	<b>1</b>	<b>0.00</b>	<b>9,683.00</b>	<b>9,581.22</b>
<b>OTHER FINANCING SOURCES (USES)</b>										
6001 OTHER FINANCING SOURCES	0.00	0.00	0	0.00	0	0.00	0	0.00	11,883.00	11,883.00
<b>TOTAL OTHER FINANCING SOURCES (USES)</b>	<b>0.00</b>	<b>0.00</b>		<b>0.00</b>		<b>0.00</b>		<b>0.00</b>	<b>11,883.00</b>	<b>11,883.00</b>
<b>NET CHANGE IN FUND BALANCE</b>	<b>0.00</b>	<b>0.00</b>		<b>0.00</b>		<b>101.78</b>		<b>0.00</b>	<b>-2,200.00</b>	<b>-2,301.78</b>



FUND DEPT 3105-040 : CAPITAL ASSET REPLCMT FND - SHERIFF

6/13/2022 8:46:03 AM

PERIOD ENDING 5/31/2022

	ACTUAL LAST YEAR			ACTUAL THIS YEAR				ENCUMBRANCE	BUDGET	UNENCUMBERED BALANCE
	CURRENT MONTH	YEAR TO DATE	%	CURRENT MONTH	%	YEAR TO DATE	%			
<b>EXPENDITURES</b>										
5010 COMMODITIES	0.00	0.00	0	0.00	0	0.00	0	0.00	199,236.00	199,236.00
5020 SERVICES	0.00	17,040.00	50	0.00	0	17,040.00	37	0.00	45,992.00	28,952.00
<b>TOTAL EXPENDITURES</b>	<b>0.00</b>	<b>17,040.00</b>	<b>7</b>	<b>0.00</b>	<b>0</b>	<b>17,040.00</b>	<b>7</b>	<b>0.00</b>	<b>245,228.00</b>	<b>228,188.00</b>
<b>OTHER FINANCING SOURCES (USES)</b>										
6001 OTHER FINANCING SOURCES	0.00	0.00	0	0.00	0	0.00	0	0.00	143,346.00	143,346.00
<b>TOTAL OTHER FINANCING SOURCES (USES)</b>	<b>0.00</b>	<b>0.00</b>		<b>0.00</b>		<b>0.00</b>		<b>0.00</b>	<b>143,346.00</b>	<b>143,346.00</b>
<b>NET CHANGE IN FUND BALANCE</b>	<b>0.00</b>	<b>17,040.00</b>		<b>0.00</b>		<b>17,040.00</b>		<b>0.00</b>	<b>101,882.00</b>	<b>84,842.00</b>



FUND DEPT 3105-041 : CAPITAL ASSET REPLCMT FND - STATES ATTORNEY

6/13/2022 8:46:03 AM

PERIOD ENDING 5/31/2022

	ACTUAL LAST YEAR			ACTUAL THIS YEAR				ENCUMBRANCE	BUDGET	UNENCUMBERED BALANCE
	CURRENT MONTH	YEAR TO DATE	%	CURRENT MONTH	%	YEAR TO DATE	%			
<b>EXPENDITURES</b>										
5010 COMMODITIES	0.00	0.00	0	0.00	0	493.00	1	0.00	33,150.00	32,657.00
5020 SERVICES	0.00	0.00	0	0.00	0	0.00	0	0.00	50,000.00	50,000.00
8000 CAPITAL OUTLAY	0.00	0.00	0	0.00	0	0.00	0	0.00	3,028.00	3,028.00
<b>TOTAL EXPENDITURES</b>	<b>0.00</b>	<b>0.00</b>	<b>0</b>	<b>0.00</b>	<b>0</b>	<b>493.00</b>	<b>1</b>	<b>0.00</b>	<b>86,178.00</b>	<b>85,685.00</b>
<b>OTHER FINANCING SOURCES (USES)</b>										
6001 OTHER FINANCING SOURCES	0.00	0.00	0	0.00	0	0.00	0	0.00	44,848.00	44,848.00
<b>TOTAL OTHER FINANCING SOURCES (USES)</b>	<b>0.00</b>	<b>0.00</b>		<b>0.00</b>		<b>0.00</b>		<b>0.00</b>	<b>44,848.00</b>	<b>44,848.00</b>
<b>NET CHANGE IN FUND BALANCE</b>	<b>0.00</b>	<b>0.00</b>		<b>0.00</b>		<b>493.00</b>		<b>0.00</b>	<b>41,330.00</b>	<b>40,837.00</b>






FUND DEPT 3105-042 : CAPITAL ASSET REPLCMT FND - CORONER

6/13/2022 8:46:03 AM

PERIOD ENDING 5/31/2022

	ACTUAL LAST YEAR			ACTUAL THIS YEAR				ENCUMBRANCE	BUDGET	UNENCUMBERED BALANCE
	CURRENT MONTH	YEAR TO DATE	%	CURRENT MONTH	%	YEAR TO DATE	%			
<b>EXPENDITURES</b>										
5010 COMMODITIES	0.00	0.00	0	7,627.79	28	14,568.14	53	7,466.00	27,629.00	13,060.86
8000 CAPITAL OUTLAY	0.00	0.00	0	0.00	0	0.00	0	0.00	8,611.00	8,611.00
<b>TOTAL EXPENDITURES</b>	<b>0.00</b>	<b>0.00</b>	<b>0</b>	<b>7,627.79</b>	<b>21</b>	<b>14,568.14</b>	<b>40</b>	<b>7,466.00</b>	<b>36,240.00</b>	<b>21,671.86</b>
<b>OTHER FINANCING SOURCES (USES)</b>										
<b>TOTAL OTHER FINANCING SOURCES (USES)</b>	<b>0.00</b>	<b>0.00</b>		<b>0.00</b>		<b>0.00</b>		<b>0.00</b>	<b>0.00</b>	<b>0.00</b>
<b>NET CHANGE IN FUND BALANCE</b>	<b>0.00</b>	<b>0.00</b>		<b>7,627.79</b>		<b>14,568.14</b>		<b>7,466.00</b>	<b>36,240.00</b>	<b>21,671.86</b>



FUND DEPT 3105-043 : CAPITAL ASSET REPLCMT FND - EMERGENCY MGMT AGCY (EMA)

6/13/2022 8:46:03 AM

PERIOD ENDING 5/31/2022

	ACTUAL LAST YEAR			ACTUAL THIS YEAR				ENCUMBRANCE	BUDGET	UNENCUMBERED BALANCE
	CURRENT MONTH	YEAR TO DATE	%	CURRENT MONTH	%	YEAR TO DATE	%			
<b>EXPENDITURES</b>										
8000 CAPITAL OUTLAY	0.00	0.00	0	0.00	0	0.00	0	0.00	18,000.00	18,000.00
<b>TOTAL EXPENDITURES</b>	<b>0.00</b>	<b>0.00</b>	<b>0</b>	<b>0.00</b>	<b>0</b>	<b>0.00</b>	<b>0</b>	<b>0.00</b>	<b>18,000.00</b>	<b>18,000.00</b>
<b>OTHER FINANCING SOURCES (USES)</b>										
6001 OTHER FINANCING SOURCES	0.00	0.00	0	0.00	0	0.00	0	0.00	36,600.00	36,600.00
<b>TOTAL OTHER FINANCING SOURCES (USES)</b>	<b>0.00</b>	<b>0.00</b>		<b>0.00</b>		<b>0.00</b>		<b>0.00</b>	<b>36,600.00</b>	<b>36,600.00</b>
<b>NET CHANGE IN FUND BALANCE</b>	<b>0.00</b>	<b>0.00</b>		<b>0.00</b>		<b>0.00</b>		<b>0.00</b>	<b>-18,600.00</b>	<b>-18,600.00</b>



FUND DEPT 3105-051 : CAPITAL ASSET REPLCMT FND - JUVENILE DETENTION CENTER

6/13/2022 8:46:03 AM

PERIOD ENDING 5/31/2022

	ACTUAL LAST YEAR			ACTUAL THIS YEAR				ENCUMBRANCE	BUDGET	UNENCUMBERED BALANCE
	CURRENT MONTH	YEAR TO DATE	%	CURRENT MONTH	%	YEAR TO DATE	%			
<b>EXPENDITURES</b>										
5010 COMMODITIES	0.00	1,201.00	3	0.00	0	0.00	0	0.00	6,065.00	6,065.00
5020 SERVICES	0.00	3,995.00	100	0.00	0	3,995.00	100	0.00	4,000.00	5.00
8000 CAPITAL OUTLAY	0.00	22,568.15	100	0.00	0	0.00	0	0.00	59,571.00	59,571.00
<b>TOTAL EXPENDITURES</b>	<b>0.00</b>	<b>27,764.15</b>	<b>42</b>	<b>0.00</b>	<b>0</b>	<b>3,995.00</b>	<b>6</b>	<b>0.00</b>	<b>69,636.00</b>	<b>65,641.00</b>
<b>OTHER FINANCING SOURCES (USES)</b>										
6001 OTHER FINANCING SOURCES	0.00	0.00	0	0.00	0	0.00	0	0.00	70,092.00	70,092.00
<b>TOTAL OTHER FINANCING SOURCES (USES)</b>	<b>0.00</b>	<b>0.00</b>		<b>0.00</b>		<b>0.00</b>		<b>0.00</b>	<b>70,092.00</b>	<b>70,092.00</b>
<b>NET CHANGE IN FUND BALANCE</b>	<b>0.00</b>	<b>27,764.15</b>		<b>0.00</b>		<b>3,995.00</b>		<b>0.00</b>	<b>-456.00</b>	<b>-4,451.00</b>



**FUND DEPT 3105-052 : CAPITAL ASSET REPLCMT FND - COURT SERVICES -PROBATION**

6/13/2022 8:46:03 AM

**PERIOD ENDING 5/31/2022**

	ACTUAL LAST YEAR			ACTUAL THIS YEAR				ENCUMBRANCE	BUDGET	UNENCUMBERED BALANCE
	CURRENT MONTH	YEAR TO DATE	%	CURRENT MONTH	%	YEAR TO DATE	%			
<b>EXPENDITURES</b>										
5010 COMMODITIES	0.00	0.00	0	4,233.16	33	4,233.16	33	0.00	13,015.00	8,781.84
8000 CAPITAL OUTLAY	0.00	0.00	0	0.00	0	0.00	0	0.00	14,681.00	14,681.00
<b>TOTAL EXPENDITURES</b>	<b>0.00</b>	<b>0.00</b>	<b>0</b>	<b>4,233.16</b>	<b>15</b>	<b>4,233.16</b>	<b>15</b>	<b>0.00</b>	<b>27,696.00</b>	<b>23,462.84</b>
<b>OTHER FINANCING SOURCES (USES)</b>										
6001 OTHER FINANCING SOURCES	0.00	0.00	0	0.00	0	0.00	0	0.00	30,616.00	30,616.00
<b>TOTAL OTHER FINANCING SOURCES (USES)</b>	<b>0.00</b>	<b>0.00</b>		<b>0.00</b>		<b>0.00</b>		<b>0.00</b>	<b>30,616.00</b>	<b>30,616.00</b>
<b>NET CHANGE IN FUND BALANCE</b>	<b>0.00</b>	<b>0.00</b>		<b>4,233.16</b>		<b>4,233.16</b>		<b>0.00</b>	<b>-2,920.00</b>	<b>-7,153.16</b>



**FUND DEPT 3105-059 : CAPITAL ASSET REPLCMT FND - FACILITIES PLANNING**

6/13/2022 8:46:03 AM


**PERIOD ENDING 5/31/2022**

	ACTUAL LAST YEAR			ACTUAL THIS YEAR				ENCUMBRANCE	BUDGET	UNENCUMBERED BALANCE
	CURRENT MONTH	YEAR TO DATE	%	CURRENT MONTH	%	YEAR TO DATE	%			
<b>REVENUES</b>										
<b>TOTAL REVENUES</b>	<b>0.00</b>	<b>0.00</b>	<b>0</b>	<b>0.00</b>	<b>0</b>	<b>0.00</b>	<b>0</b>	<b>0.00</b>	<b>0.00</b>	<b>0.00</b>
<b>EXPENDITURES</b>										
5020 SERVICES	71,274.50	249,303.40	66	12,991.60	2	30,126.97	5	243,000.00	581,233.82	551,106.85
8000 CAPITAL OUTLAY	0.00	79,853.82	2	172,449.95	4	1,419,906.70	31	-14,645.00	4,592,967.18	3,173,060.48
<b>TOTAL EXPENDITURES</b>	<b>71,274.50</b>	<b>329,157.22</b>	<b>7</b>	<b>185,441.55</b>	<b>4</b>	<b>1,450,033.67</b>	<b>28</b>	<b>228,355.00</b>	<b>5,174,201.00</b>	<b>3,724,167.33</b>
<b>OTHER FINANCING SOURCES (USES)</b>										
6001 OTHER FINANCING SOURCES	0.00	0.00	0	0.00	0	0.00	0	0.00	2,150,000.00	2,150,000.00
<b>TOTAL OTHER FINANCING SOURCES (USES)</b>	<b>0.00</b>	<b>0.00</b>		<b>0.00</b>		<b>0.00</b>		<b>0.00</b>	<b>2,150,000.00</b>	<b>2,150,000.00</b>
<b>NET CHANGE IN FUND BALANCE</b>	<b>71,274.50</b>	<b>329,157.22</b>		<b>185,441.55</b>		<b>1,450,033.67</b>		<b>228,355.00</b>	<b>3,024,201.00</b>	<b>1,574,167.33</b>



PERIOD ENDING 5/31/2022

	ACTUAL LAST YEAR			ACTUAL THIS YEAR				ENCUMBRANCE	BUDGET	UNENCUMBERED BALANCE
	CURRENT MONTH	YEAR TO DATE	%	CURRENT MONTH	%	YEAR TO DATE	%			
<b>EXPENDITURES</b>										
5010 COMMODITIES	0.00	0.00	0	0.00	0	0.00	0	0.00	10,550.00	10,550.00
8000 CAPITAL OUTLAY	9,350.00	9,350.00	8	0.00	0	23,182.00	30	14,925.00	76,400.00	53,218.00
<b>TOTAL EXPENDITURES</b>	<b>9,350.00</b>	<b>9,350.00</b>	<b>6</b>	<b>0.00</b>	<b>0</b>	<b>23,182.00</b>	<b>27</b>	<b>14,925.00</b>	<b>86,950.00</b>	<b>63,768.00</b>
<b>OTHER FINANCING SOURCES (USES)</b>										
6001 OTHER FINANCING SOURCES	0.00	0.00	0	0.00	0	0.00	0	0.00	187,782.00	187,782.00
<b>TOTAL OTHER FINANCING SOURCES (USES)</b>	<b>0.00</b>	<b>0.00</b>		<b>0.00</b>		<b>0.00</b>		<b>0.00</b>	<b>187,782.00</b>	<b>187,782.00</b>
<b>NET CHANGE IN FUND BALANCE</b>	<b>9,350.00</b>	<b>9,350.00</b>		<b>0.00</b>		<b>23,182.00</b>		<b>14,925.00</b>	<b>-100,832.00</b>	<b>-124,014.00</b>



**FUND DEPT 3105-077 : CAPITAL ASSET REPLCMT FND - ZONING AND ENFORCE (P&Z)**

6/13/2022 8:46:03 AM

**PERIOD ENDING 5/31/2022**

	ACTUAL LAST YEAR			ACTUAL THIS YEAR				ENCUMBRANCE	BUDGET	UNENCUMBERED BALANCE
	CURRENT MONTH	YEAR TO DATE	%	CURRENT MONTH	%	YEAR TO DATE	%			
<b>EXPENDITURES</b>										
5010 COMMODITIES	0.00	0.00	0	0.00	0	0.00	0	0.00	3,900.00	3,900.00
5020 SERVICES	0.00	0.00	0	0.00	0	0.00	0	0.00	25,080.00	25,080.00
<b>TOTAL EXPENDITURES</b>	<b>0.00</b>	<b>0.00</b>	<b>0</b>	<b>0.00</b>	<b>0</b>	<b>0.00</b>	<b>0</b>	<b>0.00</b>	<b>28,980.00</b>	<b>28,980.00</b>
<b>OTHER FINANCING SOURCES (USES)</b>										
6001 OTHER FINANCING SOURCES	0.00	0.00	0	0.00	0	0.00	0	0.00	28,323.00	28,323.00
<b>TOTAL OTHER FINANCING SOURCES (USES)</b>	<b>0.00</b>	<b>0.00</b>		<b>0.00</b>		<b>0.00</b>		<b>0.00</b>	<b>28,323.00</b>	<b>28,323.00</b>
<b>NET CHANGE IN FUND BALANCE</b>	<b>0.00</b>	<b>0.00</b>		<b>0.00</b>		<b>0.00</b>		<b>0.00</b>	<b>657.00</b>	<b>657.00</b>



FUND DEPT 3105-140 : CAPITAL ASSET REPLCMT FND - CORRECTIONAL CENTER

6/13/2022 8:46:03 AM

PERIOD ENDING 5/31/2022

	ACTUAL LAST YEAR			ACTUAL THIS YEAR				ENCUMBRANCE	BUDGET	UNENCUMBERED BALANCE
	CURRENT MONTH	YEAR TO DATE	%	CURRENT MONTH	%	YEAR TO DATE	%			
<b>EXPENDITURES</b>										
5010 COMMODITIES	0.00	0.00	0	0.00	0	0.00	0	0.00	110,882.00	110,882.00
5020 SERVICES	0.00	52,657.00	33	0.00	0	81,608.25	47	0.00	172,662.00	91,053.75
8000 CAPITAL OUTLAY	0.00	0.00	0	0.00	0	0.00	0	0.00	73,000.00	73,000.00
<b>TOTAL EXPENDITURES</b>	<b>0.00</b>	<b>52,657.00</b>	<b>29</b>	<b>0.00</b>	<b>0</b>	<b>81,608.25</b>	<b>23</b>	<b>0.00</b>	<b>356,544.00</b>	<b>274,935.75</b>
<b>OTHER FINANCING SOURCES (USES)</b>										
6001 OTHER FINANCING SOURCES	0.00	0.00	0	0.00	0	0.00	0	0.00	274,761.00	274,761.00
<b>TOTAL OTHER FINANCING SOURCES (USES)</b>	<b>0.00</b>	<b>0.00</b>		<b>0.00</b>		<b>0.00</b>		<b>0.00</b>	<b>274,761.00</b>	<b>274,761.00</b>
<b>NET CHANGE IN FUND BALANCE</b>	<b>0.00</b>	<b>52,657.00</b>		<b>0.00</b>		<b>81,608.25</b>		<b>0.00</b>	<b>81,783.00</b>	<b>174.75</b>





FUND DEPT 3303-010 : COURT COMPLEX CONSTR FUND - COUNTY BOARD

6/13/2022 8:46:03 AM

PERIOD ENDING 5/31/2022

	ACTUAL LAST YEAR			ACTUAL THIS YEAR				ENCUMBRANCE	BUDGET	UNENCUMBERED BALANCE
	CURRENT MONTH	YEAR TO DATE	%	CURRENT MONTH	%	YEAR TO DATE	%			
<b>REVENUES</b>										
4008 INVESTMENT EARNINGS	0.00	24.41	5	0.00	0	24.14	97	0.00	25.00	0.86
<b>TOTAL REVENUES</b>	<b>0.00</b>	<b>24.41</b>	<b>5</b>	<b>0.00</b>	<b>0</b>	<b>24.14</b>	<b>97</b>	<b>0.00</b>	<b>25.00</b>	<b>0.86</b>
<b>EXPENDITURES</b>										
5020 SERVICES	0.00	0.00	0	0.00	0	0.00	0	0.00	16,925.00	16,925.00
<b>TOTAL EXPENDITURES</b>	<b>0.00</b>	<b>0.00</b>	<b>0</b>	<b>0.00</b>	<b>0</b>	<b>0.00</b>	<b>0</b>	<b>0.00</b>	<b>16,925.00</b>	<b>16,925.00</b>
<b>OTHER FINANCING SOURCES (USES)</b>										
<b>TOTAL OTHER FINANCING SOURCES (USES)</b>	<b>0.00</b>	<b>0.00</b>		<b>0.00</b>		<b>0.00</b>		<b>0.00</b>	<b>0.00</b>	<b>0.00</b>
<b>NET CHANGE IN FUND BALANCE</b>	<b>0.00</b>	<b>-24.41</b>		<b>0.00</b>		<b>-24.14</b>		<b>0.00</b>	<b>16,900.00</b>	<b>16,924.14</b>



**FUND DEPT 4074-010 : 2003 NURS HM BOND DBT SRV - COUNTY BOARD**

6/13/2022 8:46:03 AM

**PERIOD ENDING 5/31/2022**

	ACTUAL LAST YEAR			ACTUAL THIS YEAR				ENCUMBRANCE	BUDGET	UNENCUMBERED BALANCE
	CURRENT MONTH	YEAR TO DATE	%	CURRENT MONTH	%	YEAR TO DATE	%			
<b>REVENUES</b>										
<b>TOTAL REVENUES</b>	0.00	0.00	0	0.00	0	0.00	0	0.00	0.00	0.00
<b>EXPENDITURES</b>										
<b>TOTAL EXPENDITURES</b>	0.00	0.00	0	0.00	0	0.00	0	0.00	0.00	0.00
<b>OTHER FINANCING SOURCES (USES)</b>										
<b>TOTAL OTHER FINANCING SOURCES (USES)</b>	0.00	0.00		0.00		0.00		0.00	0.00	0.00
<b>NET CHANGE IN FUND BALANCE</b>	0.00	0.00		0.00		0.00		0.00	0.00	0.00



**FUND DEPT 4350-010 : HWY FACIL BOND DEBT SERVICE - COUNTY BOARD**

6/13/2022 8:46:03 AM

**PERIOD ENDING 5/31/2022**

	ACTUAL LAST YEAR			ACTUAL THIS YEAR				ENCUMBRANCE	BUDGET	UNENCUMBERED BALANCE
	CURRENT MONTH	YEAR TO DATE	%	CURRENT MONTH	%	YEAR TO DATE	%			
<b>REVENUES</b>										
<b>TOTAL REVENUES</b>	0.00	0.00	0	0.00	0	0.00	0	0.00	0.00	0.00
<b>OTHER FINANCING SOURCES (USES)</b>										
<b>TOTAL OTHER FINANCING SOURCES (USES)</b>	0.00	0.00		0.00		0.00		0.00	0.00	0.00
<b>NET CHANGE IN FUND BALANCE</b>	0.00	0.00		0.00		0.00		0.00	0.00	0.00



**FUND DEPT 5081-120 : NURSING HOME - EMPLOYEE GROUP INSURANCE**

6/13/2022 8:46:03 AM

**PERIOD ENDING 5/31/2022**

	ACTUAL LAST YEAR			ACTUAL THIS YEAR				ENCUMBRANCE	BUDGET	UNENCUMBERED BALANCE
	CURRENT MONTH	YEAR TO DATE	%	CURRENT MONTH	%	YEAR TO DATE	%			
<b>OTHER FINANCING SOURCES (USES)</b>										
<b>TOTAL OTHER FINANCING SOURCES (USES)</b>	<i>0.00</i>	<i>0.00</i>		<i>0.00</i>		<i>0.00</i>		<i>0.00</i>	<i>0.00</i>	<i>0.00</i>
<b>NET CHANGE IN FUND BALANCE</b>	<b>0.00</b>	<b>0.00</b>		<b>0.00</b>		<b>0.00</b>		<b>0.00</b>	<b>0.00</b>	<b>0.00</b>



FUND DEPT 5081-405 : NURSING HOME - NURSING HOME TRANSITION

6/13/2022 8:46:03 AM

PERIOD ENDING 5/31/2022

	ACTUAL LAST YEAR			ACTUAL THIS YEAR				ENCUMBRANCE	BUDGET	UNENCUMBERED BALANCE
	CURRENT MONTH	YEAR TO DATE	%	CURRENT MONTH	%	YEAR TO DATE	%			
<b>REVENUES</b>										
4009 MISCELLANEOUS REVENUES	0.00	110,000.00	100	111,265.38	101	111,265.38	101	0.00	110,000.00	-1,265.38
<b>TOTAL REVENUES</b>	<b>0.00</b>	<b>110,000.00</b>	<b>100</b>	<b>111,265.38</b>	<b>101</b>	<b>111,265.38</b>	<b>101</b>	<b>0.00</b>	<b>110,000.00</b>	<b>-1,265.38</b>
<b>EXPENDITURES</b>										
<b>TOTAL EXPENDITURES</b>	<b>0.00</b>	<b>0.00</b>	<b>0</b>	<b>0.00</b>	<b>0</b>	<b>0.00</b>	<b>0</b>	<b>0.00</b>	<b>0.00</b>	<b>0.00</b>
<b>OTHER FINANCING SOURCES (USES)</b>										
6001 OTHER FINANCING SOURCES	0.00	-1,000,000.00	-100	0.00	0	0.00	0	0.00	0.00	0.00
<b>TOTAL OTHER FINANCING SOURCES (USES)</b>	<b>0.00</b>	<b>-1,000,000.00</b>		<b>0.00</b>		<b>0.00</b>		<b>0.00</b>	<b>0.00</b>	<b>0.00</b>
<b>NET CHANGE IN FUND BALANCE</b>	<b>0.00</b>	<b>890,000.00</b>		<b>-111,265.38</b>		<b>-111,265.38</b>		<b>0.00</b>	<b>-110,000.00</b>	<b>1,265.38</b>



FUND DEPT 5081-410 : NURSING HOME - ADMINISTRATIVE

6/13/2022 8:46:03 AM

PERIOD ENDING 5/31/2022

	ACTUAL LAST YEAR			ACTUAL THIS YEAR				ENCUMBRANCE	BUDGET	UNENCUMBERED BALANCE
	CURRENT MONTH	YEAR TO DATE	%	CURRENT MONTH	%	YEAR TO DATE	%			
<b>REVENUES</b>										
4007 CHARGES FOR SERVICES	3,627.84	3,627.84	0	0.00	0	0.00	0	0.00	0.00	0.00
4008 INVESTMENT EARNINGS	0.00	78.89	0	0.00	0	65.56	0	0.00	0.00	-65.56
4009 MISCELLANEOUS REVENUES	0.00	7,269.47	0	0.00	0	0.00	0	0.00	0.00	0.00
<b>TOTAL REVENUES</b>	<b>3,627.84</b>	<b>10,976.20</b>	<b>0</b>	<b>0.00</b>	<b>0</b>	<b>65.56</b>	<b>0</b>	<b>0.00</b>	<b>0.00</b>	<b>-65.56</b>
<b>EXPENDITURES</b>										
5020 SERVICES	12,080.69	26,543.44	34	0.00	0	12,007.80	48	0.00	25,000.00	12,992.20
<b>TOTAL EXPENDITURES</b>	<b>12,080.69</b>	<b>26,543.44</b>	<b>34</b>	<b>0.00</b>	<b>0</b>	<b>12,007.80</b>	<b>48</b>	<b>0.00</b>	<b>25,000.00</b>	<b>12,992.20</b>
<b>OTHER FINANCING SOURCES (USES)</b>										
6001 OTHER FINANCING SOURCES	0.00	2,000,000.00	0	0.00	0	0.00	0	0.00	0.00	0.00
<b>TOTAL OTHER FINANCING SOURCES (USES)</b>	<b>0.00</b>	<b>2,000,000.00</b>		<b>0.00</b>		<b>0.00</b>		<b>0.00</b>	<b>0.00</b>	<b>0.00</b>
<b>NET CHANGE IN FUND BALANCE</b>	<b>8,452.85</b>	<b>-1,984,432.76</b>		<b>0.00</b>		<b>11,942.24</b>		<b>0.00</b>	<b>25,000.00</b>	<b>13,057.76</b>



**FUND DEPT 5081-415 : NURSING HOME - ENVIRONMENTAL SERVICES**

6/13/2022 8:46:03 AM

**PERIOD ENDING 5/31/2022**

	ACTUAL LAST YEAR			ACTUAL THIS YEAR				ENCUMBRANCE	BUDGET	UNENCUMBERED BALANCE
	CURRENT MONTH	YEAR TO DATE	%	CURRENT MONTH	%	YEAR TO DATE	%			
<b>EXPENDITURES</b>										
<b>TOTAL EXPENDITURES</b>	0.00	0.00	0	0.00	0	0.00	0	0.00	0.00	0.00
<b>NET CHANGE IN FUND BALANCE</b>	0.00	0.00		0.00		0.00		0.00	0.00	0.00



**FUND DEPT 5081-420 : NURSING HOME - LAUNDRY**

6/13/2022 8:46:03 AM

**PERIOD ENDING 5/31/2022**

	ACTUAL LAST YEAR			ACTUAL THIS YEAR				ENCUMBRANCE	BUDGET	UNENCUMBERED BALANCE
	CURRENT MONTH	YEAR TO DATE	%	CURRENT MONTH	%	YEAR TO DATE	%			
<b>EXPENDITURES</b>										
<b>TOTAL EXPENDITURES</b>	0.00	0.00	0	0.00	0	0.00	0	0.00	0.00	0.00
<b>NET CHANGE IN FUND BALANCE</b>	0.00	0.00		0.00		0.00		0.00	0.00	0.00





**FUND DEPT 5081-425 : NURSING HOME - MAINTENANCE**

6/13/2022 8:46:03 AM

**PERIOD ENDING 5/31/2022**

	ACTUAL LAST YEAR			ACTUAL THIS YEAR				ENCUMBRANCE	BUDGET	UNENCUMBERED BALANCE
	CURRENT MONTH	YEAR TO DATE	%	CURRENT MONTH	%	YEAR TO DATE	%			
<b>EXPENDITURES</b>										
<b>TOTAL EXPENDITURES</b>	0.00	0.00	0	0.00	0	0.00	0	0.00	0.00	0.00
<b>NET CHANGE IN FUND BALANCE</b>	0.00	0.00		0.00		0.00		0.00	0.00	0.00



**FUND DEPT 5081-430 : NURSING HOME - NURSING SERVICES**

6/13/2022 8:46:03 AM

**PERIOD ENDING 5/31/2022**

	ACTUAL LAST YEAR			ACTUAL THIS YEAR				ENCUMBRANCE	BUDGET	UNENCUMBERED BALANCE
	CURRENT MONTH	YEAR TO DATE	%	CURRENT MONTH	%	YEAR TO DATE	%			
<b>EXPENDITURES</b>										
<b>TOTAL EXPENDITURES</b>	<i>0.00</i>	<i>0.00</i>	<i>0</i>	<i>0.00</i>	<i>0</i>	<i>0.00</i>	<i>0</i>	<i>0.00</i>	<i>0.00</i>	<i>0.00</i>
<b>NET CHANGE IN FUND BALANCE</b>	<b>0.00</b>	<b>0.00</b>		<b>0.00</b>		<b>0.00</b>		<b>0.00</b>	<b>0.00</b>	<b>0.00</b>



**FUND DEPT 5081-440 : NURSING HOME - ACTIVITIES**

6/13/2022 8:46:03 AM

**PERIOD ENDING 5/31/2022**

	ACTUAL LAST YEAR			ACTUAL THIS YEAR				ENCUMBRANCE	BUDGET	UNENCUMBERED BALANCE
	CURRENT MONTH	YEAR TO DATE	%	CURRENT MONTH	%	YEAR TO DATE	%			
<b>EXPENDITURES</b>										
<b>TOTAL EXPENDITURES</b>	<i>0.00</i>	<i>0.00</i>	<i>0</i>	<i>0.00</i>	<i>0</i>	<i>0.00</i>	<i>0</i>	<i>0.00</i>	<i>0.00</i>	<i>0.00</i>
<b>NET CHANGE IN FUND BALANCE</b>	<b>0.00</b>	<b>0.00</b>		<b>0.00</b>		<b>0.00</b>		<b>0.00</b>	<b>0.00</b>	<b>0.00</b>



**FUND DEPT 5081-441 : NURSING HOME - SOCIAL SERVICES**

6/13/2022 8:46:03 AM

**PERIOD ENDING 5/31/2022**

	ACTUAL LAST YEAR			ACTUAL THIS YEAR				ENCUMBRANCE	BUDGET	UNENCUMBERED BALANCE
	CURRENT MONTH	YEAR TO DATE	%	CURRENT MONTH	%	YEAR TO DATE	%			
<b>EXPENDITURES</b>										
<b>TOTAL EXPENDITURES</b>	<i>0.00</i>	<i>0.00</i>	<i>0</i>	<i>0.00</i>	<i>0</i>	<i>0.00</i>	<i>0</i>	<i>0.00</i>	<i>0.00</i>	<i>0.00</i>
<b>NET CHANGE IN FUND BALANCE</b>	<b>0.00</b>	<b>0.00</b>		<b>0.00</b>		<b>0.00</b>		<b>0.00</b>	<b>0.00</b>	<b>0.00</b>



**FUND DEPT 5081-445 : NURSING HOME - PHYSICAL THERAPY**

6/13/2022 8:46:03 AM

**PERIOD ENDING 5/31/2022**

	ACTUAL LAST YEAR			ACTUAL THIS YEAR				ENCUMBRANCE	BUDGET	UNENCUMBERED BALANCE
	CURRENT MONTH	YEAR TO DATE	%	CURRENT MONTH	%	YEAR TO DATE	%			
<b>EXPENDITURES</b>										
<b>TOTAL EXPENDITURES</b>	0.00	0.00	0	0.00	0	0.00	0	0.00	0.00	0.00
<b>NET CHANGE IN FUND BALANCE</b>	0.00	0.00		0.00		0.00		0.00	0.00	0.00



**FUND DEPT 5081-446 : NURSING HOME - OCCUPATIONAL THERAPY**

6/13/2022 8:46:03 AM

**PERIOD ENDING 5/31/2022**

	ACTUAL LAST YEAR			ACTUAL THIS YEAR				ENCUMBRANCE	BUDGET	UNENCUMBERED BALANCE
	CURRENT MONTH	YEAR TO DATE	%	CURRENT MONTH	%	YEAR TO DATE	%			
<b>EXPENDITURES</b>										
<b>TOTAL EXPENDITURES</b>	0.00	0.00	0	0.00	0	0.00	0	0.00	0.00	0.00
<b>NET CHANGE IN FUND BALANCE</b>	0.00	0.00		0.00		0.00		0.00	0.00	0.00



**FUND DEPT 5081-447 : NURSING HOME - RESPIRATORY THERAPY**

6/13/2022 8:46:03 AM

**PERIOD ENDING 5/31/2022**

	ACTUAL LAST YEAR			ACTUAL THIS YEAR				ENCUMBRANCE	BUDGET	UNENCUMBERED BALANCE
	CURRENT MONTH	YEAR TO DATE	%	CURRENT MONTH	%	YEAR TO DATE	%			
<b>EXPENDITURES</b>										
<b>TOTAL EXPENDITURES</b>	0.00	0.00	0	0.00	0	0.00	0	0.00	0.00	0.00
<b>NET CHANGE IN FUND BALANCE</b>	0.00	0.00		0.00		0.00		0.00	0.00	0.00



**FUND DEPT 5081-448 : NURSING HOME - SPEECH THERAPY**

6/13/2022 8:46:03 AM

**PERIOD ENDING 5/31/2022**

	ACTUAL LAST YEAR			ACTUAL THIS YEAR				ENCUMBRANCE	BUDGET	UNENCUMBERED BALANCE
	CURRENT MONTH	YEAR TO DATE	%	CURRENT MONTH	%	YEAR TO DATE	%			
<b>EXPENDITURES</b>										
<b>TOTAL EXPENDITURES</b>	<i>0.00</i>	<i>0.00</i>	<i>0</i>	<i>0.00</i>	<i>0</i>	<i>0.00</i>	<i>0</i>	<i>0.00</i>	<i>0.00</i>	<i>0.00</i>
<b>NET CHANGE IN FUND BALANCE</b>	<b>0.00</b>	<b>0.00</b>		<b>0.00</b>		<b>0.00</b>		<b>0.00</b>	<b>0.00</b>	<b>0.00</b>





**FUND DEPT 5081-450 : NURSING HOME - DIETARY**

6/13/2022 8:46:03 AM

**PERIOD ENDING 5/31/2022**

	ACTUAL LAST YEAR			ACTUAL THIS YEAR				ENCUMBRANCE	BUDGET	UNENCUMBERED BALANCE
	CURRENT MONTH	YEAR TO DATE	%	CURRENT MONTH	%	YEAR TO DATE	%			
<b>EXPENDITURES</b>										
<b>TOTAL EXPENDITURES</b>	0.00	0.00	0	0.00	0	0.00	0	0.00	0.00	0.00
<b>NET CHANGE IN FUND BALANCE</b>	0.00	0.00		0.00		0.00		0.00	0.00	0.00



**FUND DEPT 5081-455 : NURSING HOME - BEAUTY SHOP**

6/13/2022 8:46:03 AM

**PERIOD ENDING 5/31/2022**

	ACTUAL LAST YEAR			ACTUAL THIS YEAR				ENCUMBRANCE	BUDGET	UNENCUMBERED BALANCE
	CURRENT MONTH	YEAR TO DATE	%	CURRENT MONTH	%	YEAR TO DATE	%			
<b>EXPENDITURES</b>										
<b>TOTAL EXPENDITURES</b>	0.00	0.00	0	0.00	0	0.00	0	0.00	0.00	0.00
<b>NET CHANGE IN FUND BALANCE</b>	0.00	0.00		0.00		0.00		0.00	0.00	0.00



**FUND DEPT 5081-460 : NURSING HOME - ADULT DAY CARE**

6/13/2022 8:46:03 AM

**PERIOD ENDING 5/31/2022**

	ACTUAL LAST YEAR			ACTUAL THIS YEAR				ENCUMBRANCE	BUDGET	UNENCUMBERED BALANCE
	CURRENT MONTH	YEAR TO DATE	%	CURRENT MONTH	%	YEAR TO DATE	%			
<b>EXPENDITURES</b>										
<b>TOTAL EXPENDITURES</b>	0.00	0.00	0	0.00	0	0.00	0	0.00	0.00	0.00
<b>NET CHANGE IN FUND BALANCE</b>	0.00	0.00		0.00		0.00		0.00	0.00	0.00



**FUND DEPT 5081-462 : NURSING HOME - ALZHEIMERS UNIT**

6/13/2022 8:46:03 AM

**PERIOD ENDING 5/31/2022**

	ACTUAL LAST YEAR			ACTUAL THIS YEAR				ENCUMBRANCE	BUDGET	UNENCUMBERED BALANCE
	CURRENT MONTH	YEAR TO DATE	%	CURRENT MONTH	%	YEAR TO DATE	%			
<b>EXPENDITURES</b>										
<b>TOTAL EXPENDITURES</b>	<i>0.00</i>	<i>0.00</i>	<i>0</i>	<i>0.00</i>	<i>0</i>	<i>0.00</i>	<i>0</i>	<i>0.00</i>	<i>0.00</i>	<i>0.00</i>
<b>NET CHANGE IN FUND BALANCE</b>	<b>0.00</b>	<b>0.00</b>		<b>0.00</b>		<b>0.00</b>		<b>0.00</b>	<b>0.00</b>	<b>0.00</b>




FUND DEPT 6476-118 : SELF-FUNDED INSURANCE - PROPERTY/LIABILITY INSUR

6/13/2022 8:46:03 AM

PERIOD ENDING 5/31/2022

	ACTUAL LAST YEAR			ACTUAL THIS YEAR				ENCUMBRANCE	BUDGET	UNENCUMBERED BALANCE
	CURRENT MONTH	YEAR TO DATE	%	CURRENT MONTH	%	YEAR TO DATE	%			
<b>REVENUES</b>										
4007 CHARGES FOR SERVICES	0.00	0.00	0	0.00	0	0.00	0	0.00	1,584,242.00	1,584,242.00
<b>TOTAL REVENUES</b>	<b>0.00</b>	<b>0.00</b>	<b>0</b>	<b>0.00</b>	<b>0</b>	<b>0.00</b>	<b>0</b>	<b>0.00</b>	<b>1,584,242.00</b>	<b>1,584,242.00</b>
<b>EXPENDITURES</b>										
5020 SERVICES	2,200.87	954,029.85	49	264,072.50	13	911,453.16	44	0.00	2,072,378.00	1,160,924.84
<b>TOTAL EXPENDITURES</b>	<b>2,200.87</b>	<b>954,029.85</b>	<b>49</b>	<b>264,072.50</b>	<b>13</b>	<b>911,453.16</b>	<b>44</b>	<b>0.00</b>	<b>2,072,378.00</b>	<b>1,160,924.84</b>
<b>OTHER FINANCING SOURCES (USES)</b>										
6001 OTHER FINANCING SOURCES	0.00	133,686.00	53	144,880.00	58	144,880.00	58	0.00	250,000.00	105,120.00
7001 OTHER FINANCING USES	0.00	0.00	0	0.00	0	0.00	0	0.00	-6,864.00	-6,864.00
<b>TOTAL OTHER FINANCING SOURCES (USES)</b>	<b>0.00</b>	<b>133,686.00</b>		<b>144,880.00</b>		<b>144,880.00</b>		<b>0.00</b>	<b>243,136.00</b>	<b>98,256.00</b>
<b>NET CHANGE IN FUND BALANCE</b>	<b>2,200.87</b>	<b>820,343.85</b>		<b>119,192.50</b>		<b>766,573.16</b>		<b>0.00</b>	<b>245,000.00</b>	<b>-521,573.16</b>



PERIOD ENDING 5/31/2022

	ACTUAL LAST YEAR			ACTUAL THIS YEAR				ENCUMBRANCE	BUDGET	UNENCUMBERED BALANCE
	CURRENT MONTH	YEAR TO DATE	%	CURRENT MONTH	%	YEAR TO DATE	%			
<b>REVENUES</b>										
4007 CHARGES FOR SERVICES	184,783.53	450,083.55	48	94,448.89	10	410,227.56	43	0.00	953,395.00	543,167.44
4008 INVESTMENT EARNINGS	0.00	532.24	5	0.00	0	1,850.31	116	0.00	1,600.00	-250.31
<b>TOTAL REVENUES</b>	<b>184,783.53</b>	<b>450,615.79</b>	<b>47</b>	<b>94,448.89</b>	<b>10</b>	<b>412,077.87</b>	<b>43</b>	<b>0.00</b>	<b>954,995.00</b>	<b>542,917.13</b>
<b>EXPENDITURES</b>										
5003 FRINGE BENEFITS	46,617.64	355,091.09	38	16,548.73	2	134,062.45	14	0.00	939,667.00	805,604.55
<b>TOTAL EXPENDITURES</b>	<b>46,617.64</b>	<b>355,091.09</b>	<b>38</b>	<b>16,548.73</b>	<b>2</b>	<b>134,062.45</b>	<b>14</b>	<b>0.00</b>	<b>939,667.00</b>	<b>805,604.55</b>
<b>OTHER FINANCING SOURCES (USES)</b>										
7001 OTHER FINANCING USES	0.00	0.00	0	0.00	0	0.00	0	0.00	-13,728.00	-13,728.00
<b>TOTAL OTHER FINANCING SOURCES (USES)</b>	<b>0.00</b>	<b>0.00</b>		<b>0.00</b>		<b>0.00</b>		<b>0.00</b>	<b>-13,728.00</b>	<b>-13,728.00</b>
<b>NET CHANGE IN FUND BALANCE</b>	<b>-138,165.89</b>	<b>-95,524.70</b>		<b>-77,900.16</b>		<b>-278,015.42</b>		<b>0.00</b>	<b>-1,600.00</b>	<b>276,415.42</b>



FUND DEPT 6620-120 : HEALTH-LIFE INSURANCE - EMPLOYEE GROUP INSURANCE

6/13/2022 8:46:03 AM

PERIOD ENDING 5/31/2022

	ACTUAL LAST YEAR			ACTUAL THIS YEAR				ENCUMBRANCE	BUDGET	UNENCUMBERED BALANCE
	CURRENT MONTH	YEAR TO DATE	%	CURRENT MONTH	%	YEAR TO DATE	%			
<b>REVENUES</b>										
4007 CHARGES FOR SERVICES	996,268.60	2,834,036.69	0	538,723.00	0	2,263,776.20	0	0.00	0.00	-2,263,776.20
4008 INVESTMENT EARNINGS	0.00	4.83	0	0.00	0	94.45	0	0.00	0.00	-94.45
4009 MISCELLANEOUS REVENUES	0.00	30.00	0	0.00	0	0.00	0	0.00	7,425,950.00	7,425,950.00
<b>TOTAL REVENUES</b>	<b>996,268.60</b>	<b>2,834,071.52</b>	<b>41</b>	<b>538,723.00</b>	<b>7</b>	<b>2,263,870.65</b>	<b>30</b>	<b>0.00</b>	<b>7,425,950.00</b>	<b>5,162,079.35</b>
<b>EXPENDITURES</b>										
5003 FRINGE BENEFITS	562,831.94	2,858,416.29	41	1,061,905.58	14	3,239,979.65	44	0.00	7,406,250.00	4,166,270.35
5010 COMMODITIES	0.00	0.00	0	0.00	0	0.00	0	0.00	200.00	200.00
5020 SERVICES	0.00	0.00	0	0.00	0	0.00	0	0.00	19,500.00	19,500.00
<b>TOTAL EXPENDITURES</b>	<b>562,831.94</b>	<b>2,858,416.29</b>	<b>41</b>	<b>1,061,905.58</b>	<b>14</b>	<b>3,239,979.65</b>	<b>44</b>	<b>0.00</b>	<b>7,425,950.00</b>	<b>4,185,970.35</b>
<b>OTHER FINANCING SOURCES (USES)</b>										
<b>TOTAL OTHER FINANCING SOURCES (USES)</b>	<b>0.00</b>	<b>0.00</b>		<b>0.00</b>		<b>0.00</b>		<b>0.00</b>	<b>0.00</b>	<b>0.00</b>
<b>NET CHANGE IN FUND BALANCE</b>	<b>-433,436.66</b>	<b>24,344.77</b>		<b>523,182.58</b>		<b>976,109.00</b>		<b>0.00</b>	<b>0.00</b>	<b>-976,109.00</b>



FUND DEPT 7086-060 : TOWNSHIP MOTOR FUEL TAX - HIGHWAY

6/13/2022 8:46:03 AM

PERIOD ENDING 5/31/2022

	ACTUAL LAST YEAR			ACTUAL THIS YEAR				ENCUMBRANCE	BUDGET	UNENCUMBERED BALANCE
	CURRENT MONTH	YEAR TO DATE	%	CURRENT MONTH	%	YEAR TO DATE	%			
<b>REVENUES</b>										
4004 INTERGOVERNMENTAL REVENUE	110,095.00	112,067.69	0	0.00	0	712,614.76	0	0.00	0.00	-712,614.76
4008 INVESTMENT EARNINGS	0.00	558.10	0	0.00	0	1,524.24	0	0.00	0.00	-1,524.24
4009 MISCELLANEOUS REVENUES	0.00	3,633.18	0	0.00	0	0.00	0	0.00	0.00	0.00
<b>TOTAL REVENUES</b>	<b>110,095.00</b>	<b>116,258.97</b>	<b>0</b>	<b>0.00</b>	<b>0</b>	<b>714,139.00</b>	<b>0</b>	<b>0.00</b>	<b>0.00</b>	<b>-714,139.00</b>
<b>EXPENDITURES</b>										
5020 SERVICES	4,837.74	73,772.35	0	522.30	0	12,531.90	0	0.00	15,000,000.00	14,987,468.10
<b>TOTAL EXPENDITURES</b>	<b>4,837.74</b>	<b>73,772.35</b>	<b>0</b>	<b>522.30</b>	<b>0</b>	<b>12,531.90</b>	<b>0</b>	<b>0.00</b>	<b>15,000,000.00</b>	<b>14,987,468.10</b>
<b>NET CHANGE IN FUND BALANCE</b>	<b>-105,257.26</b>	<b>-42,486.62</b>		<b>522.30</b>		<b>-701,607.10</b>		<b>0.00</b>	<b>15,000,000.00</b>	<b>15,701,607.10</b>





FUND DEPT 7087-060 : TOWNSHIP BRIDGE - HIGHWAY

6/13/2022 8:46:03 AM

PERIOD ENDING 5/31/2022

	ACTUAL LAST YEAR			ACTUAL THIS YEAR				ENCUMBRANCE	BUDGET	UNENCUMBERED BALANCE
	CURRENT MONTH	YEAR TO DATE	%	CURRENT MONTH	%	YEAR TO DATE	%			
<b>REVENUES</b>										
4008 INVESTMENT EARNINGS	0.00	35.30	0	0.00	0	19.31	0	0.00	0.00	-19.31
<b>TOTAL REVENUES</b>	<b>0.00</b>	<b>35.30</b>	<b>0</b>	<b>0.00</b>	<b>0</b>	<b>19.31</b>	<b>0</b>	<b>0.00</b>	<b>0.00</b>	<b>-19.31</b>
<b>EXPENDITURES</b>										
8000 CAPITAL OUTLAY	0.00	70,872.59	0	0.00	0	0.00	0	0.00	5,000,000.00	5,000,000.00
<b>TOTAL EXPENDITURES</b>	<b>0.00</b>	<b>70,872.59</b>	<b>0</b>	<b>0.00</b>	<b>0</b>	<b>0.00</b>	<b>0</b>	<b>0.00</b>	<b>5,000,000.00</b>	<b>5,000,000.00</b>
<b>NET CHANGE IN FUND BALANCE</b>	<b>0.00</b>	<b>70,837.29</b>		<b>0.00</b>		<b>-19.31</b>		<b>0.00</b>	<b>5,000,000.00</b>	<b>5,000,019.31</b>



FUND DEPT 7097-026 : ESTATE - COUNTY TREASURER

6/13/2022 8:46:03 AM

PERIOD ENDING 5/31/2022

	ACTUAL LAST YEAR			ACTUAL THIS YEAR				ENCUMBRANCE	BUDGET	UNENCUMBERED BALANCE
	CURRENT MONTH	YEAR TO DATE	%	CURRENT MONTH	%	YEAR TO DATE	%			
<b>REVENUES</b>										
4008 INVESTMENT EARNINGS	0.00	4.56	0	0.00	0	23.98	0	0.00	0.00	-23.98
<b>TOTAL REVENUES</b>	<b>0.00</b>	<b>4.56</b>	<b>0</b>	<b>0.00</b>	<b>0</b>	<b>23.98</b>	<b>0</b>	<b>0.00</b>	<b>0.00</b>	<b>-23.98</b>
<b>NET CHANGE IN FUND BALANCE</b>	<b>0.00</b>	<b>-4.56</b>		<b>0.00</b>		<b>-23.98</b>		<b>0.00</b>	<b>0.00</b>	<b>23.98</b>



**FUND DEPT 7667-026 : PROPERTY CONDEMNATIONS - COUNTY TREASURER**

6/13/2022 8:46:03 AM

**PERIOD ENDING 5/31/2022**

	ACTUAL LAST YEAR			ACTUAL THIS YEAR				ENCUMBRANCE	BUDGET	UNENCUMBERED BALANCE
	CURRENT MONTH	YEAR TO DATE	%	CURRENT MONTH	%	YEAR TO DATE	%			
<b>REVENUES</b>										
4008 INVESTMENT EARNINGS	0.00	28.35	0	0.00	0	124.03	0	0.00	0.00	-124.03
<b>TOTAL REVENUES</b>	<b>0.00</b>	<b>28.35</b>	<b>0</b>	<b>0.00</b>	<b>0</b>	<b>124.03</b>	<b>0</b>	<b>0.00</b>	<b>0.00</b>	<b>-124.03</b>
<b>OTHER FINANCING SOURCES (USES)</b>										
<b>TOTAL OTHER FINANCING SOURCES (USES)</b>	<b>0.00</b>	<b>0.00</b>		<b>0.00</b>		<b>0.00</b>		<b>0.00</b>	<b>0.00</b>	<b>0.00</b>
<b>NET CHANGE IN FUND BALANCE</b>	<b>0.00</b>	<b>-28.35</b>		<b>0.00</b>		<b>-124.03</b>		<b>0.00</b>	<b>0.00</b>	<b>124.03</b>



FUND DEPT 7687-040 : SHERIFF FORECLOSURES - SHERIFF

6/13/2022 8:46:03 AM

PERIOD ENDING 5/31/2022

	ACTUAL LAST YEAR			ACTUAL THIS YEAR				ENCUMBRANCE	BUDGET	UNENCUMBERED BALANCE
	CURRENT MONTH	YEAR TO DATE	%	CURRENT MONTH	%	YEAR TO DATE	%			
<b>REVENUES</b>										
4008 INVESTMENT EARNINGS	0.00	48.23	0	0.00	0	322.14	0	0.00	0.00	-322.14
<b>TOTAL REVENUES</b>	<b>0.00</b>	<b>48.23</b>	<b>0</b>	<b>0.00</b>	<b>0</b>	<b>322.14</b>	<b>0</b>	<b>0.00</b>	<b>0.00</b>	<b>-322.14</b>
<b>OTHER FINANCING SOURCES (USES)</b>										
6001 OTHER FINANCING SOURCES	135,500.00	662,200.00	0	303,747.00	0	732,847.00	0	0.00	0.00	-732,847.00
<b>TOTAL OTHER FINANCING SOURCES (USES)</b>	<b>135,500.00</b>	<b>662,200.00</b>		<b>303,747.00</b>		<b>732,847.00</b>		<b>0.00</b>	<b>0.00</b>	<b>-732,847.00</b>
<b>NET CHANGE IN FUND BALANCE</b>	<b>-135,500.00</b>	<b>-662,248.23</b>		<b>-303,747.00</b>		<b>-733,169.14</b>		<b>0.00</b>	<b>0.00</b>	<b>733,169.14</b>



FUND DEPT 7699-020 : GARNISHMENTS - AUDITOR

6/13/2022 8:46:03 AM

PERIOD ENDING 5/31/2022

	ACTUAL LAST YEAR			ACTUAL THIS YEAR				ENCUMBRANCE	BUDGET	UNENCUMBERED BALANCE
	CURRENT MONTH	YEAR TO DATE	%	CURRENT MONTH	%	YEAR TO DATE	%			
<b>REVENUES</b>										
4008 INVESTMENT EARNINGS	0.00	0.49	0	0.00	0	1.94	0	0.00	0.00	-1.94
<b>TOTAL REVENUES</b>	<b>0.00</b>	<b>0.49</b>	<b>0</b>	<b>0.00</b>	<b>0</b>	<b>1.94</b>	<b>0</b>	<b>0.00</b>	<b>0.00</b>	<b>-1.94</b>
<b>OTHER FINANCING SOURCES (USES)</b>										
6001 OTHER FINANCING SOURCES	7,348.63	42,946.57	0	6,752.77	0	36,442.07	0	0.00	0.00	-36,442.07
<b>TOTAL OTHER FINANCING SOURCES (USES)</b>	<b>7,348.63</b>	<b>42,946.57</b>		<b>6,752.77</b>		<b>36,442.07</b>		<b>0.00</b>	<b>0.00</b>	<b>-36,442.07</b>
<b>NET CHANGE IN FUND BALANCE</b>	<b>-7,348.63</b>	<b>-42,947.06</b>		<b>-6,752.77</b>		<b>-36,444.01</b>		<b>0.00</b>	<b>0.00</b>	<b>36,444.01</b>



PERIOD ENDING 5/31/2022

	ACTUAL LAST YEAR			ACTUAL THIS YEAR				ENCUMBRANCE	BUDGET	UNENCUMBERED BALANCE
	CURRENT MONTH	YEAR TO DATE	%	CURRENT MONTH	%	YEAR TO DATE	%			
<b>REVENUES</b>										
4004 INTERGOVERNMENTAL REVENUE	3,059.35	14,020.57	3	11,434.48	2	97,880.12	18	0.00	533,541.00	435,660.88
4007 CHARGES FOR SERVICES	5,062.91	14,719.91	27	1,218.86	2	10,811.47	20	0.00	55,000.00	44,188.53
4008 INVESTMENT EARNINGS	0.00	53.38	1	0.00	0	240.13	48	0.00	500.00	259.87
4009 MISCELLANEOUS REVENUES	3,307.50	3,335.25	25	355.00	3	2,731.00	22	0.00	12,500.00	9,769.00
<b>TOTAL REVENUES</b>	<b>11,429.76</b>	<b>32,129.11</b>	<b>5</b>	<b>13,008.34</b>	<b>2</b>	<b>111,662.72</b>	<b>19</b>	<b>0.00</b>	<b>601,541.00</b>	<b>489,878.28</b>
<b>EXPENDITURES</b>										
5001 SALARIES AND WAGES	42,370.00	148,636.47	41	29,205.21	7	137,309.70	35	0.00	395,343.00	258,033.30
5003 FRINGE BENEFITS	6,579.96	32,634.43	27	12,643.66	10	36,559.79	28	0.00	131,952.00	95,392.21
5010 COMMODITIES	401.18	610.67	12	52.96	1	592.70	12	0.00	5,000.00	4,407.30
5020 SERVICES	334.16	7,333.15	11	2,567.96	6	9,751.03	24	0.00	40,340.00	30,588.97
<b>TOTAL EXPENDITURES</b>	<b>49,685.30</b>	<b>189,214.72</b>	<b>34</b>	<b>44,469.79</b>	<b>8</b>	<b>184,213.22</b>	<b>32</b>	<b>0.00</b>	<b>572,635.00</b>	<b>388,421.78</b>
<b>OTHER FINANCING SOURCES (USES)</b>										
7001 OTHER FINANCING USES	0.00	-58,198.00	90	0.00	0	0.00	0	0.00	-60,750.00	-60,750.00
<b>TOTAL OTHER FINANCING SOURCES (USES)</b>	<b>0.00</b>	<b>-58,198.00</b>		<b>0.00</b>		<b>0.00</b>		<b>0.00</b>	<b>-60,750.00</b>	<b>-60,750.00</b>
<b>NET CHANGE IN FUND BALANCE</b>	<b>38,255.54</b>	<b>215,283.61</b>		<b>31,461.45</b>		<b>72,550.50</b>		<b>0.00</b>	<b>31,844.00</b>	<b>-40,706.50</b>



**FUND DEPT 8850-112 : GEOG INF SYS JOINT VENTUR - CAPITAL/TECHNOLOGY PURCH**

6/13/2022 8:46:03 AM

**PERIOD ENDING 5/31/2022**

	ACTUAL LAST YEAR			ACTUAL THIS YEAR				ENCUMBRANCE	BUDGET	UNENCUMBERED BALANCE
	CURRENT MONTH	YEAR TO DATE	%	CURRENT MONTH	%	YEAR TO DATE	%			
<b>REVENUES</b>										
<b>TOTAL REVENUES</b>	<b>0.00</b>	<b>0.00</b>	<b>0</b>	<b>0.00</b>	<b>0</b>	<b>0.00</b>	<b>0</b>	<b>0.00</b>	<b>0.00</b>	<b>0.00</b>
<b>EXPENDITURES</b>										
5010 COMMODITIES	0.00	337.70	3	2,179.89	11	3,162.69	16	0.00	19,250.00	16,087.31
5020 SERVICES	4,674.99	50,388.62	82	4,625.00	7	53,785.60	84	0.00	63,875.00	10,089.40
<b>TOTAL EXPENDITURES</b>	<b>4,674.99</b>	<b>50,726.32</b>	<b>71</b>	<b>6,804.89</b>	<b>8</b>	<b>56,948.29</b>	<b>69</b>	<b>0.00</b>	<b>83,125.00</b>	<b>26,176.71</b>
<b>OTHER FINANCING SOURCES (USES)</b>										
6001 OTHER FINANCING SOURCES	0.00	57,000.00	100	0.00	0	0.00	0	0.00	57,500.00	57,500.00
<b>TOTAL OTHER FINANCING SOURCES (USES)</b>	<b>0.00</b>	<b>57,000.00</b>		<b>0.00</b>		<b>0.00</b>		<b>0.00</b>	<b>57,500.00</b>	<b>57,500.00</b>
<b>NET CHANGE IN FUND BALANCE</b>	<b>4,674.99</b>	<b>-6,273.68</b>		<b>6,804.89</b>		<b>56,948.29</b>		<b>0.00</b>	<b>25,625.00</b>	<b>-31,323.29</b>



FUND DEPT 8850-672 : GEOG INF SYS JOINT VENTUR - AERIAL PHOTOGRAPHY PROJ

6/13/2022 8:46:03 AM

PERIOD ENDING 5/31/2022

	ACTUAL LAST YEAR			ACTUAL THIS YEAR				ENCUMBRANCE	BUDGET	UNENCUMBERED BALANCE
	CURRENT MONTH	YEAR TO DATE	%	CURRENT MONTH	%	YEAR TO DATE	%			
<b>REVENUES</b>										
4004 INTERGOVERNMENTAL REVENUE	0.00	15,875.00	50	0.00	0	5,873.75	18	0.00	31,750.00	25,876.25
<b>TOTAL REVENUES</b>	<b>0.00</b>	<b>15,875.00</b>	<b>50</b>	<b>0.00</b>	<b>0</b>	<b>5,873.75</b>	<b>18</b>	<b>0.00</b>	<b>31,750.00</b>	<b>25,876.25</b>
<b>EXPENDITURES</b>										
<b>TOTAL EXPENDITURES</b>	<b>0.00</b>	<b>0.00</b>	<b>0</b>	<b>0.00</b>	<b>0</b>	<b>0.00</b>	<b>0</b>	<b>0.00</b>	<b>0.00</b>	<b>0.00</b>
<b>NET CHANGE IN FUND BALANCE</b>	<b>0.00</b>	<b>-15,875.00</b>		<b>0.00</b>		<b>-5,873.75</b>		<b>0.00</b>	<b>-31,750.00</b>	<b>-25,876.25</b>