



FUND DEPT 1080-010 : GENERAL CORPORATE - COUNTY BOARD

11/15/2024 5:05:38 PM

PERIOD ENDING 10/31/2024

	ACTUAL LAST YEAR			ACTUAL THIS YEAR				ENCUMBRANCE	BUDGET	UNENCUMBERED BALANCE
	CURRENT MONTH	YEAR TO DATE	%	CURRENT MONTH	%	YEAR TO DATE	%			
REVENUES										
4007 CHARGES FOR SERVICES	0.00	193.34	64	0.00	0	217.07	72	0.00	300.00	82.93
4009 MISCELLANEOUS REVENUES	0.00	0.00	0	0.00	0	779.62	43	0.00	1,800.00	1,020.38
4010 RENTS AND ROYALTIES	16,267.91	188,310.73	44	13,439.80	4	190,274.36	53	0.00	362,000.00	171,725.64
TOTAL REVENUES	16,267.91	188,504.07	44	13,439.80	4	191,271.05	53	0.00	364,100.00	172,828.95
EXPENDITURES										
5001 SALARIES AND WAGES	4,763.08	48,690.34	55	13,635.13	9	117,419.30	79	0.00	149,000.00	31,580.70
5010 COMMODITIES	16.47	191.95	4	-78.28	-2	3,650.72	74	0.00	4,914.50	1,263.78
5020 SERVICES	542.76	66,566.06	64	12,320.81	10	111,975.31	90	0.00	124,020.50	12,045.19
TOTAL EXPENDITURES	5,322.31	115,448.35	58	25,877.66	9	233,045.33	84	0.00	277,935.00	44,889.67
NET CHANGE IN FUND BALANCE	10,945.60	73,055.72		-12,437.86		-41,774.28		0.00	86,165.00	127,939.28



FUND DEPT 1080-012 : GENERAL CORPORATE - TORNADO SIRENS

11/15/2024 5:05:38 PM

PERIOD ENDING 10/31/2024

	ACTUAL LAST YEAR			ACTUAL THIS YEAR				ENCUMBRANCE	BUDGET	UNENCUMBERED BALANCE
	CURRENT MONTH	YEAR TO DATE	%	CURRENT MONTH	%	YEAR TO DATE	%			
REVENUES										
TOTAL REVENUES	<i>0.00</i>	<i>0.00</i>	<i>0</i>	<i>0.00</i>	<i>0</i>	<i>0.00</i>	<i>0</i>	<i>0.00</i>	<i>0.00</i>	<i>0.00</i>
EXPENDITURES										
TOTAL EXPENDITURES	<i>0.00</i>	<i>0.00</i>	<i>0</i>	<i>0.00</i>	<i>0</i>	<i>0.00</i>	<i>0</i>	<i>0.00</i>	<i>0.00</i>	<i>0.00</i>
NET CHANGE IN FUND BALANCE	<i>0.00</i>	<i>0.00</i>		<i>0.00</i>		<i>0.00</i>		<i>0.00</i>	<i>0.00</i>	<i>0.00</i>



FUND DEPT 1080-013 : GENERAL CORPORATE - DEBT SERVICE

11/15/2024 5:05:38 PM

PERIOD ENDING 10/31/2024

	ACTUAL LAST YEAR			ACTUAL THIS YEAR				ENCUMBRANCE	BUDGET	UNENCUMBERED BALANCE
	CURRENT MONTH	YEAR TO DATE	%	CURRENT MONTH	%	YEAR TO DATE	%			
REVENUES										
4004 INTERGOVERNMENTAL REVENUE	146,751.00	1,174,008.00	74	234,840.00	16	939,358.00	64	0.00	1,467,700.00	528,342.00
TOTAL REVENUES	146,751.00	1,174,008.00	74	234,840.00	16	939,358.00	64	0.00	1,467,700.00	528,342.00
EXPENDITURES										
5050 INTEREST AND FISCAL CHARGES	0.00	469,780.42	30	0.00	0	428,850.00	29	0.00	1,467,700.00	1,038,850.00
TOTAL EXPENDITURES	0.00	469,780.42	30	0.00	0	428,850.00	29	0.00	1,467,700.00	1,038,850.00
OTHER FINANCING SOURCES (USES)										
TOTAL OTHER FINANCING SOURCES (USES)	0.00	0.00		0.00		0.00		0.00	0.00	0.00
NET CHANGE IN FUND BALANCE	146,751.00	704,227.58		234,840.00		510,508.00		0.00	0.00	-510,508.00



FUND DEPT 1080-016 : GENERAL CORPORATE - ADMINISTRATIVE SERVICES

11/15/2024 5:05:38 PM

PERIOD ENDING 10/31/2024

	ACTUAL LAST YEAR			ACTUAL THIS YEAR				ENCUMBRANCE	BUDGET	UNENCUMBERED BALANCE
	CURRENT MONTH	YEAR TO DATE	%	CURRENT MONTH	%	YEAR TO DATE	%			
REVENUES										
4004 INTERGOVERNMENTAL REVENUE	126.14	580.07	8	22.84	4	1,153.83	192	0.00	600.00	-553.83
4009 MISCELLANEOUS REVENUES	0.00	1,562.81	52	0.00	0	1,487.72	50	0.00	3,000.00	1,512.28
TOTAL REVENUES	126.14	2,142.88	21	22.84	1	2,641.55	73	0.00	3,600.00	958.45
EXPENDITURES										
5001 SALARIES AND WAGES	39,501.86	539,843.90	73	54,065.92	8	540,608.82	78	0.00	693,406.00	152,797.18
5003 FRINGE BENEFITS	0.00	0.00	0	-11,960.54	0	0.00	0	0.00	0.00	0.00
5010 COMMODITIES	26,811.58	191,201.76	59	33,485.36	13	208,812.73	84	0.00	249,921.72	41,108.99
5020 SERVICES	9,088.06	24,939.03	66	26,528.33	23	82,179.42	70	13,000.00	116,788.28	21,608.86
TOTAL EXPENDITURES	75,401.50	755,984.69	69	102,119.07	10	831,600.97	78	13,000.00	1,060,116.00	215,515.03
OTHER FINANCING SOURCES (USES)										
6001 OTHER FINANCING SOURCES	0.00	0.00	0	0.00	0	0.00	0	0.00	18,216.00	18,216.00
TOTAL OTHER FINANCING SOURCES (USES)	0.00	0.00		0.00		0.00		0.00	18,216.00	18,216.00
NET CHANGE IN FUND BALANCE	-75,275.36	-753,841.81		-102,096.23		-828,959.42		-13,000.00	-1,038,300.00	-196,340.58



FUND DEPT 1080-017 : GENERAL CORPORATE - COOPERATIVE EXTENSION SRV

11/15/2024 5:05:38 PM

PERIOD ENDING 10/31/2024

	ACTUAL LAST YEAR			ACTUAL THIS YEAR				ENCUMBRANCE	BUDGET	UNENCUMBERED BALANCE
	CURRENT MONTH	YEAR TO DATE	%	CURRENT MONTH	%	YEAR TO DATE	%			
REVENUES										
4001 PROPERTY TAX	0.00	412,248.70	93	0.00	0	422,525.31	95	0.00	444,400.00	21,874.69
TOTAL REVENUES	0.00	412,248.70	93	0.00	0	422,525.31	95	0.00	444,400.00	21,874.69
EXPENDITURES										
5020 SERVICES	0.00	412,724.72	92	0.00	0	272,561.11	61	0.00	444,400.00	171,838.89
TOTAL EXPENDITURES	0.00	412,724.72	92	0.00	0	272,561.11	61	0.00	444,400.00	171,838.89
NET CHANGE IN FUND BALANCE	0.00	-476.02		0.00		149,964.20		0.00	0.00	-149,964.20



FUND DEPT 1080-020 : GENERAL CORPORATE - AUDITOR

11/15/2024 5:05:38 PM

PERIOD ENDING 10/31/2024

	ACTUAL LAST YEAR			ACTUAL THIS YEAR				ENCUMBRANCE	BUDGET	UNENCUMBERED BALANCE
	CURRENT MONTH	YEAR TO DATE	%	CURRENT MONTH	%	YEAR TO DATE	%			
REVENUES										
4004 INTERGOVERNMENTAL REVENUE	0.00	0.00	0	0.00	0	6,500.00	100	0.00	6,500.00	0.00
4007 CHARGES FOR SERVICES	0.00	0.00	0	0.00	0	0.00	0	0.00	120,000.00	120,000.00
4008 INVESTMENT EARNINGS	19.47	173.56	0	10.94	0	134.10	0	0.00	0.00	-134.10
4009 MISCELLANEOUS REVENUES	0.00	0.00	0	0.00	0	200.00	0	0.00	0.00	-200.00
TOTAL REVENUES	19.47	173.56	0	10.94	0	6,834.10	5	0.00	126,500.00	119,665.90
EXPENDITURES										
5001 SALARIES AND WAGES	31,296.68	320,269.70	75	30,114.15	7	322,164.06	72	0.00	445,471.00	123,306.94
5003 FRINGE BENEFITS	0.00	0.00	0	-10,906.86	0	0.00	0	0.00	0.00	0.00
5010 COMMODITIES	1,727.88	2,761.35	53	0.00	0	1,314.54	42	0.00	3,131.00	1,816.46
5020 SERVICES	2,938.51	12,233.91	81	251.37	2	3,844.73	27	0.00	14,186.00	10,341.27
TOTAL EXPENDITURES	35,963.07	335,264.96	75	19,458.66	4	327,323.33	71	0.00	462,788.00	135,464.67
OTHER FINANCING SOURCES (USES)										
TOTAL OTHER FINANCING SOURCES (USES)	0.00	0.00		0.00		0.00		0.00	0.00	0.00
NET CHANGE IN FUND BALANCE	-35,943.60	-335,091.40		-19,447.72		-320,489.23		0.00	-336,288.00	-15,798.77



FUND DEPT 1080-021 : GENERAL CORPORATE - BOARD OF REVIEW

11/15/2024 5:05:38 PM

PERIOD ENDING 10/31/2024

	ACTUAL LAST YEAR			ACTUAL THIS YEAR				ENCUMBRANCE	BUDGET	UNENCUMBERED BALANCE
	CURRENT MONTH	YEAR TO DATE	%	CURRENT MONTH	%	YEAR TO DATE	%			
REVENUES										
TOTAL REVENUES	0.00	0.00	0	0.00	0	0.00	0	0.00	0.00	0.00
EXPENDITURES										
5001 SALARIES AND WAGES	10,957.50	115,268.75	81	11,395.80	8	119,898.58	81	0.00	148,145.00	28,246.42
5003 FRINGE BENEFITS	0.00	0.00	0	-3,154.10	0	0.00	0	0.00	0.00	0.00
5010 COMMODITIES	0.00	374.97	28	0.00	0	730.13	46	0.00	1,583.00	852.87
5020 SERVICES	748.01	15,984.09	88	425.32	3	9,513.61	73	0.00	12,976.00	3,462.39
TOTAL EXPENDITURES	11,705.51	131,627.81	81	8,667.02	5	130,142.32	80	0.00	162,704.00	32,561.68
NET CHANGE IN FUND BALANCE	-11,705.51	-131,627.81		-8,667.02		-130,142.32		0.00	-162,704.00	-32,561.68



FUND DEPT 1080-022 : GENERAL CORPORATE - COUNTY CLERK

11/15/2024 5:05:38 PM

PERIOD ENDING 10/31/2024

	ACTUAL LAST YEAR			ACTUAL THIS YEAR				ENCUMBRANCE	BUDGET	UNENCUMBERED BALANCE
	CURRENT MONTH	YEAR TO DATE	%	CURRENT MONTH	%	YEAR TO DATE	%			
REVENUES										
4004 INTERGOVERNMENTAL REVENUE	0.00	0.00	0	0.00	0	14,690.00	28	0.00	51,815.00	37,125.00
4006 LICENSES AND PERMITS	8,965.00	92,184.50	84	8,055.00	7	90,591.00	82	0.00	110,400.00	19,809.00
4007 CHARGES FOR SERVICES	20,290.00	215,902.40	64	20,655.00	6	212,080.70	62	0.00	340,000.00	127,919.30
4008 INVESTMENT EARNINGS	4.62	111.66	56	3.22	2	91.86	46	0.00	200.00	108.14
4009 MISCELLANEOUS REVENUES	702.50	6,332.50	316 62	720.00	360 0	5,785.00	289 25	0.00	20.00	-5,765.00
TOTAL REVENUES	29,962.12	314,531.06	63	29,433.22	6	323,238.56	64	0.00	502,435.00	179,196.44
EXPENDITURES										
5001 SALARIES AND WAGES	64,906.86	703,001.51	74	72,965.36	7	746,874.92	72	0.00	1,042,007.00	295,132.08
5003 FRINGE BENEFITS	0.00	0.00	0	-26,219.40	0	0.00	0	0.00	0.00	0.00
5010 COMMODITIES	22,060.48	108,930.67	48	3,356.43	5	62,122.20	87	0.00	71,489.88	9,367.68
5020 SERVICES	62,223.21	296,945.27	85	26,885.69	6	340,685.52	82	0.00	417,810.12	77,124.60
8000 CAPITAL OUTLAY	0.00	0.00	0	0.00	0	0.00	0	0.00	42,535.00	42,535.00
TOTAL EXPENDITURES	149,190.55	1,108,877.45	73	76,988.08	5	1,149,682.64	73	0.00	1,573,842.00	424,159.36
OTHER FINANCING SOURCES (USES)										
TOTAL OTHER FINANCING SOURCES (USES)	0.00	0.00		0.00		0.00		0.00	0.00	0.00
NET CHANGE IN FUND BALANCE	-119,228.43	-794,346.39		-47,554.86		-826,444.08		0.00	-1,071,407.00	-244,962.92



FUND DEPT 1080-023 : GENERAL CORPORATE - RECORDER

11/15/2024 5:05:38 PM

PERIOD ENDING 10/31/2024

	ACTUAL LAST YEAR			ACTUAL THIS YEAR				ENCUMBRANCE	BUDGET	UNENCUMBERED BALANCE
	CURRENT MONTH	YEAR TO DATE	%	CURRENT MONTH	%	YEAR TO DATE	%			
REVENUES										
4006 LICENSES AND PERMITS	63,004.00	488,965.25	98	34,787.00	7	463,075.75	93	0.00	500,000.00	36,924.25
4007 CHARGES FOR SERVICES	47,365.50	513,352.50	64	45,822.50	6	505,719.00	69	0.00	735,000.00	229,281.00
4009 MISCELLANEOUS REVENUES	223.58	7,828.28	31	275.00	1	3,769.80	15	0.00	25,000.00	21,230.20
TOTAL REVENUES	110,593.08	1,010,146.03	76	80,884.50	6	972,564.55	77	0.00	1,260,000.00	287,435.45
EXPENDITURES										
5001 SALARIES AND WAGES	13,987.59	148,849.73	79	14,835.81	7	146,963.83	70	0.00	211,360.00	64,396.17
5003 FRINGE BENEFITS	0.00	0.00	0	-8,748.20	0	0.00	0	0.00	0.00	0.00
5010 COMMODITIES	309.70	628.84	79	104.10	15	621.44	89	0.00	700.00	78.56
5020 SERVICES	0.00	118.80	8	0.00	0	115.24	7	0.00	1,580.00	1,464.76
TOTAL EXPENDITURES	14,297.29	149,597.37	79	6,191.71	3	147,700.51	69	0.00	213,640.00	65,939.49
NET CHANGE IN FUND BALANCE	96,295.79	860,548.66		74,692.79		824,864.04		0.00	1,046,360.00	221,495.96



FUND DEPT 1080-025 : GENERAL CORPORATE - SUPERVISOR OF ASSESSMENT

11/15/2024 5:05:38 PM

PERIOD ENDING 10/31/2024

	ACTUAL LAST YEAR			ACTUAL THIS YEAR				ENCUMBRANCE	BUDGET	UNENCUMBERED BALANCE
	CURRENT MONTH	YEAR TO DATE	%	CURRENT MONTH	%	YEAR TO DATE	%			
REVENUES										
4004 INTERGOVERNMENTAL REVENUE	3,718.74	29,749.92	63	7,794.64	16	51,864.42	104	0.00	49,768.00	-2,096.42
4009 MISCELLANEOUS REVENUES	0.00	500.00	83	0.00	0	519.35	87	0.00	600.00	80.65
TOTAL REVENUES	3,718.74	30,249.92	64	7,794.64	15	52,383.77	104	0.00	50,368.00	-2,015.77
EXPENDITURES										
5001 SALARIES AND WAGES	27,424.98	272,075.95	76	28,611.20	8	290,524.65	77	0.00	374,991.00	84,466.35
5003 FRINGE BENEFITS	0.00	0.00	0	-11,144.38	0	0.00	0	0.00	0.00	0.00
5010 COMMODITIES	2,020.72	4,562.99	60	355.38	8	2,722.61	61	0.00	4,432.00	1,709.39
5020 SERVICES	2,278.73	26,773.12	41	220.48	1	27,552.55	72	0.00	38,510.00	10,957.45
TOTAL EXPENDITURES	31,724.43	303,412.06	71	18,042.68	4	320,799.81	77	0.00	417,933.00	97,133.19
NET CHANGE IN FUND BALANCE	-28,005.69	-273,162.14		-10,248.04		-268,416.04		0.00	-367,565.00	-99,148.96



FUND DEPT 1080-026 : GENERAL CORPORATE - COUNTY TREASURER

11/15/2024 5:05:38 PM

PERIOD ENDING 10/31/2024

	ACTUAL LAST YEAR			ACTUAL THIS YEAR				ENCUMBRANCE	BUDGET	UNENCUMBERED BALANCE
	CURRENT MONTH	YEAR TO DATE	%	CURRENT MONTH	%	YEAR TO DATE	%			
REVENUES										
4001 PROPERTY TAX	0.00	2,020.00	0	50.00	0	3,477.34	1	0.00	640,000.00	636,522.66
4004 INTERGOVERNMENTAL REVENUE	0.00	0.00	0	0.00	0	6,500.00	46	0.00	14,000.00	7,500.00
4007 CHARGES FOR SERVICES	0.00	1,523.95	762	0.00	0	0.00	0	0.00	200.00	200.00
4008 INVESTMENT EARNINGS	1,870.57	15,182.51	217	2,498.65	36	19,718.93	282	0.00	7,000.00	-12,718.93
TOTAL REVENUES	1,870.57	18,726.46	4	2,548.65	0	29,696.27	4	0.00	661,200.00	631,503.73
EXPENDITURES										
5001 SALARIES AND WAGES	23,884.74	246,933.95	78	24,412.39	7	257,999.76	72	0.00	360,286.00	102,286.24
5003 FRINGE BENEFITS	0.00	0.00	0	-8,953.40	0	0.00	0	0.00	0.00	0.00
5010 COMMODITIES	2,508.18	5,793.89	86	0.00	0	2,899.10	41	0.00	7,045.25	4,146.15
5020 SERVICES	0.00	16,658.72	35	10,268.80	22	17,759.18	38	0.00	47,177.75	29,418.57
TOTAL EXPENDITURES	26,392.92	269,386.56	73	25,727.79	6	278,658.04	67	0.00	414,509.00	135,850.96
NET CHANGE IN FUND BALANCE	-24,522.35	-250,660.10		-23,179.14		-248,961.77		0.00	246,691.00	495,652.77



FUND DEPT 1080-028 : GENERAL CORPORATE - INFORMATION TECHNOLOGY (IT)

11/15/2024 5:05:38 PM

PERIOD ENDING 10/31/2024

	ACTUAL LAST YEAR			ACTUAL THIS YEAR				ENCUMBRANCE	BUDGET	UNENCUMBERED BALANCE
	CURRENT MONTH	YEAR TO DATE	%	CURRENT MONTH	%	YEAR TO DATE	%			
REVENUES										
4004 INTERGOVERNMENTAL REVENUE	0.00	2,800.00	58	7,025.00	60	81,226.00	692	0.00	11,730.00	-69,496.00
4007 CHARGES FOR SERVICES	0.00	0.00	0	0.00	0	0.00	0	0.00	45,600.00	45,600.00
4009 MISCELLANEOUS REVENUES	0.00	3,862.00	0	0.00	0	41.51	0	0.00	0.00	-41.51
TOTAL REVENUES	0.00	6,662.00	13	7,025.00	12	81,267.51	142	0.00	57,330.00	-23,937.51
EXPENDITURES										
5001 SALARIES AND WAGES	52,735.20	618,242.88	68	64,133.80	7	667,222.16	68	0.00	977,783.00	310,560.84
5003 FRINGE BENEFITS	0.00	0.00	0	-21,885.58	0	0.00	0	0.00	0.00	0.00
5010 COMMODITIES	4,231.22	55,002.40	73	10,041.46	14	57,941.55	81	0.00	71,300.00	13,358.45
5020 SERVICES	21,352.44	239,810.64	64	23,326.74	6	244,918.00	65	0.00	379,450.00	134,532.00
TOTAL EXPENDITURES	78,318.86	913,055.92	67	75,616.42	5	970,081.71	68	0.00	1,428,533.00	458,451.29
OTHER FINANCING SOURCES (USES)										
TOTAL OTHER FINANCING SOURCES (USES)	0.00	0.00		0.00		0.00		0.00	0.00	0.00
NET CHANGE IN FUND BALANCE	-78,318.86	-906,393.92		-68,591.42		-888,814.20		0.00	-1,371,203.00	-482,388.80



FUND DEPT 1080-030 : GENERAL CORPORATE - CIRCUIT CLERK

11/15/2024 5:05:38 PM

PERIOD ENDING 10/31/2024

	ACTUAL LAST YEAR			ACTUAL THIS YEAR				ENCUMBRANCE	BUDGET	UNENCUMBERED BALANCE
	CURRENT MONTH	YEAR TO DATE	%	CURRENT MONTH	%	YEAR TO DATE	%			
REVENUES										
4004 INTERGOVERNMENTAL REVENUE	0.00	0.00	0	0.00	0	21,359.00	77	0.00	27,859.00	6,500.00
4007 CHARGES FOR SERVICES	60,224.01	644,045.31	107	55,943.16	8	571,990.21	86	0.00	667,968.00	95,977.79
4008 INVESTMENT EARNINGS	9,210.73	78,220.25	0	3,460.71	7	45,620.04	91	0.00	50,000.00	4,379.96
TOTAL REVENUES	69,434.74	722,265.56	119	59,403.87	8	638,969.25	86	0.00	745,827.00	106,857.75
EXPENDITURES										
5001 SALARIES AND WAGES	92,084.83	947,719.12	68	102,911.58	7	1,159,099.62	79	0.00	1,459,873.00	300,773.38
5003 FRINGE BENEFITS	0.00	0.00	0	-46,258.08	0	0.00	0	0.00	0.00	0.00
5010 COMMODITIES	3,161.91	14,584.67	78	3,099.29	3	75,387.28	71	7,700.47	105,864.00	22,776.25
5020 SERVICES	1,882.16	18,371.21	55	1,098.62	0	153,836.65	70	0.00	220,109.01	66,272.36
8000 CAPITAL OUTLAY	0.00	0.00	0	0.00	0	45,121.55	93	0.00	48,707.99	3,586.44
TOTAL EXPENDITURES	97,128.90	980,675.00	68	60,851.41	3	1,433,445.10	78	7,700.47	1,834,554.00	393,408.43
OTHER FINANCING SOURCES (USES)										
6001 OTHER FINANCING SOURCES	0.00	0.00	0	0.00	0	0.00	0	0.00	762,836.00	762,836.00
TOTAL OTHER FINANCING SOURCES (USES)	0.00	0.00		0.00		0.00		0.00	762,836.00	762,836.00
NET CHANGE IN FUND BALANCE	-27,694.16	-258,409.44		-1,447.54		-794,475.85		-7,700.47	-325,891.00	476,285.32



FUND DEPT 1080-031 : GENERAL CORPORATE - CIRCUIT COURT

11/15/2024 5:05:38 PM

PERIOD ENDING 10/31/2024

	ACTUAL LAST YEAR			ACTUAL THIS YEAR				ENCUMBRANCE	BUDGET	UNENCUMBERED BALANCE
	CURRENT MONTH	YEAR TO DATE	%	CURRENT MONTH	%	YEAR TO DATE	%			
REVENUES										
4004 INTERGOVERNMENTAL REVENUE	0.00	19,016.51	100	0.00	0	18,425.01	177	0.00	10,392.07	-8,032.94
4009 MISCELLANEOUS REVENUES	0.00	0.00	0	0.00	0	90.00	0	0.00	0.00	-90.00
TOTAL REVENUES	0.00	19,016.51	100	0.00	0	18,515.01	178	0.00	10,392.07	-8,122.94
EXPENDITURES										
5001 SALARIES AND WAGES	52,578.14	550,650.01	80	63,089.98	8	612,079.19	76	0.00	805,390.00	193,310.81
5003 FRINGE BENEFITS	0.00	0.00	0	-27,316.93	0	0.00	0	0.00	0.00	0.00
5010 COMMODITIES	1,574.61	23,542.11	72	4,532.92	9	30,204.62	57	0.00	53,232.07	23,027.45
5020 SERVICES	35,723.50	452,916.86	96	96,379.45	16	511,792.42	85	0.00	604,910.00	93,117.58
TOTAL EXPENDITURES	89,876.25	1,027,108.98	86	136,685.42	9	1,154,076.23	79	0.00	1,463,532.07	309,455.84
OTHER FINANCING SOURCES (USES)										
TOTAL OTHER FINANCING SOURCES (USES)	0.00	0.00		0.00		0.00		0.00	0.00	0.00
NET CHANGE IN FUND BALANCE	-89,876.25	-1,008,092.47		-136,685.42		-1,135,561.22		0.00	-1,453,140.00	-317,578.78



FUND DEPT 1080-032 : GENERAL CORPORATE - JURY COMMISSION

11/15/2024 5:05:38 PM

PERIOD ENDING 10/31/2024

	ACTUAL LAST YEAR			ACTUAL THIS YEAR				ENCUMBRANCE	BUDGET	UNENCUMBERED BALANCE
	CURRENT MONTH	YEAR TO DATE	%	CURRENT MONTH	%	YEAR TO DATE	%			
REVENUES										
4007 CHARGES FOR SERVICES	4,462.50	26,481.25	0	5,631.25	17	44,233.75	136	0.00	32,600.00	-11,633.75
TOTAL REVENUES	4,462.50	26,481.25	0	5,631.25	17	44,233.75	136	0.00	32,600.00	-11,633.75
EXPENDITURES										
5001 SALARIES AND WAGES	3,509.79	36,217.65	74	4,181.39	8	42,930.01	78	0.00	54,713.00	11,782.99
5010 COMMODITIES	113.02	5,437.55	61	0.00	0	2,964.64	29	0.00	10,136.00	7,171.36
5020 SERVICES	0.00	78,343.01	54	3,880.80	3	55,772.56	38	0.00	144,900.00	89,127.44
TOTAL EXPENDITURES	3,622.81	119,998.21	59	8,062.19	4	101,667.21	48	0.00	209,749.00	108,081.79
NET CHANGE IN FUND BALANCE	839.69	-93,516.96		-2,430.94		-57,433.46		0.00	-177,149.00	-119,715.54



FUND DEPT 1080-036 : GENERAL CORPORATE - PUBLIC DEFENDER

11/15/2024 5:05:38 PM

PERIOD ENDING 10/31/2024

	ACTUAL LAST YEAR			ACTUAL THIS YEAR				ENCUMBRANCE	BUDGET	UNENCUMBERED BALANCE
	CURRENT MONTH	YEAR TO DATE	%	CURRENT MONTH	%	YEAR TO DATE	%			
REVENUES										
4004 INTERGOVERNMENTAL REVENUE	9,870.84	82,702.61	69	20,669.52	17	89,765.40	76	0.00	118,449.00	28,683.60
4007 CHARGES FOR SERVICES	601.51	10,514.78	21	667.88	4	8,482.72	53	0.00	16,000.00	7,517.28
4009 MISCELLANEOUS REVENUES	0.00	0.00	0	2,300.00	0	2,340.00	0	0.00	0.00	-2,340.00
TOTAL REVENUES	10,472.35	93,217.39	55	23,637.40	18	100,588.12	75	0.00	134,449.00	33,860.88
EXPENDITURES										
5001 SALARIES AND WAGES	115,832.60	1,126,306.62	76	123,513.56	7	1,268,244.86	75	0.00	1,698,265.00	430,020.14
5003 FRINGE BENEFITS	0.00	0.00	0	-26,432.28	0	0.00	0	0.00	0.00	0.00
5010 COMMODITIES	893.31	14,930.54	89	684.21	6	10,154.88	87	0.00	11,697.00	1,542.12
5020 SERVICES	9,317.29	42,733.36	75	5,609.92	7	63,010.41	81	0.00	77,796.00	14,785.59
8000 CAPITAL OUTLAY	0.00	5,307.25	100	0.00	0	0.00	0	0.00	0.00	0.00
TOTAL EXPENDITURES	126,043.20	1,189,277.77	77	103,375.41	6	1,341,410.15	75	0.00	1,787,758.00	446,347.85
NET CHANGE IN FUND BALANCE	-115,570.85	-1,096,060.38		-79,738.01		-1,240,822.03		0.00	-1,653,309.00	-412,486.97



FUND DEPT 1080-040 : GENERAL CORPORATE - SHERIFF

11/15/2024 5:05:38 PM

PERIOD ENDING 10/31/2024

	ACTUAL LAST YEAR			ACTUAL THIS YEAR				ENCUMBRANCE	BUDGET	UNENCUMBERED BALANCE
	CURRENT MONTH	YEAR TO DATE	%	CURRENT MONTH	%	YEAR TO DATE	%			
REVENUES										
4004 INTERGOVERNMENTAL REVENUE	15,473.07	601,988.10	50	21,005.96	1	1,070,451.02	76	0.00	1,402,674.34	332,223.32
4005 FINES AND FORFEITURES	866.03	13,959.79	47	1,329.00	7	13,232.38	66	0.00	20,000.00	6,767.62
4007 CHARGES FOR SERVICES	11,141.29	106,718.89	74	11,466.00	8	98,502.53	69	0.00	143,000.00	44,497.47
4009 MISCELLANEOUS REVENUES	0.00	170,369.84	115	25.00	0	3,177.29	32	0.00	10,000.00	6,822.71
TOTAL REVENUES	27,480.39	893,036.62	59	33,825.96	2	1,185,363.22	75	0.00	1,575,674.34	390,311.12
EXPENDITURES										
5001 SALARIES AND WAGES	23,716.46	250,516.72	82	25,135.84	8	251,304.03	76	0.00	329,527.00	78,222.97
5002 LAW ENFORCEMENT SALARIES	385,438.48	3,961,431.75	82	375,164.09	7	4,264,617.52	82	0.00	5,218,295.00	953,677.48
5003 FRINGE BENEFITS	0.00	0.00	0	-95,723.91	0	0.00	0	0.00	0.00	0.00
5010 COMMODITIES	51,078.66	325,391.21	85	56,418.98	13	368,402.58	83	55,036.60	442,710.99	19,271.81
5020 SERVICES	231,533.02	1,072,184.08	97	213,490.07	19	1,044,213.92	91	0.00	1,149,939.35	105,725.43
8000 CAPITAL OUTLAY	0.00	240,810.00	75	-95.00	0	267,236.00	82	30,344.95	325,978.00	28,397.05
TOTAL EXPENDITURES	691,766.62	5,850,333.76	84	574,390.07	8	6,195,774.05	83	85,381.55	7,466,450.34	1,185,294.74
OTHER FINANCING SOURCES (USES)										
TOTAL OTHER FINANCING SOURCES (USES)	0.00	0.00		0.00		0.00		0.00	0.00	0.00
NET CHANGE IN FUND BALANCE	-664,286.23	-4,957,297.14		-540,564.11		-5,010,410.83		-85,381.55	-5,890,776.00	-794,983.62



FUND DEPT 1080-041 : GENERAL CORPORATE - STATES ATTORNEY

11/15/2024 5:05:38 PM

PERIOD ENDING 10/31/2024

	ACTUAL LAST YEAR			ACTUAL THIS YEAR				ENCUMBRANCE	BUDGET	UNENCUMBERED BALANCE
	CURRENT MONTH	YEAR TO DATE	%	CURRENT MONTH	%	YEAR TO DATE	%			
REVENUES										
4004 INTERGOVERNMENTAL REVENUE	23,088.78	186,782.51	85	33,934.24	14	203,262.97	83	0.00	244,437.00	41,174.03
4005 FINES AND FORFEITURES	43,487.13	327,267.60	54	23,701.60	9	257,197.96	94	0.00	275,000.00	17,802.04
4007 CHARGES FOR SERVICES	7,308.12	61,827.96	73	5,945.59	12	59,076.40	118	0.00	50,000.00	-9,076.40
4009 MISCELLANEOUS REVENUES	0.00	1,070.50	0	0.00	0	23,385.26	467 71	0.00	50.00	-23,335.26
TOTAL REVENUES	73,884.03	576,948.57	63	63,581.43	11	542,922.59	95	0.00	569,487.00	26,564.41
EXPENDITURES										
5001 SALARIES AND WAGES	193,564.80	1,998,807.72	78	221,173.27	8	2,071,968.26	73	0.00	2,852,079.00	780,110.74
5003 FRINGE BENEFITS	0.00	0.00	0	-67,059.34	0	0.00	0	0.00	0.00	0.00
5010 COMMODITIES	2,280.85	43,251.02	75	5,710.51	11	48,916.76	92	0.00	53,329.59	4,412.83
5020 SERVICES	9,050.50	116,591.50	88	7,052.71	5	131,007.46	93	0.00	141,246.41	10,238.95
8000 CAPITAL OUTLAY	0.00	0.00	0	0.00	0	33,525.26	99	0.00	34,025.26	500.00
TOTAL EXPENDITURES	204,896.15	2,158,650.24	79	166,877.15	5	2,285,417.74	74	0.00	3,080,680.26	795,262.52
OTHER FINANCING SOURCES (USES)										
TOTAL OTHER FINANCING SOURCES (USES)	0.00	0.00		0.00		0.00		0.00	0.00	0.00
NET CHANGE IN FUND BALANCE	-131,012.12	-1,581,701.67		-103,295.72		-1,742,495.15		0.00	-2,511,193.26	-768,698.11



FUND DEPT 1080-042 : GENERAL CORPORATE - CORONER

11/15/2024 5:05:38 PM

PERIOD ENDING 10/31/2024

	ACTUAL LAST YEAR			ACTUAL THIS YEAR				ENCUMBRANCE	BUDGET	UNENCUMBERED BALANCE
	CURRENT MONTH	YEAR TO DATE	%	CURRENT MONTH	%	YEAR TO DATE	%			
REVENUES										
4004 INTERGOVERNMENTAL REVENUE	0.00	8,495.00	50	0.00	0	10,084.00	84	0.00	12,000.00	1,916.00
4007 CHARGES FOR SERVICES	5,595.00	84,776.83	130	5,235.00	6	11,875.00	13	0.00	89,000.00	77,125.00
4009 MISCELLANEOUS REVENUES	0.00	10,372.74	225	0.00	0	6,732.81	146	0.00	4,600.00	-2,132.81
TOTAL REVENUES	5,595.00	103,644.57	120	5,235.00	5	28,691.81	27	0.00	105,600.00	76,908.19
EXPENDITURES										
5001 SALARIES AND WAGES	42,835.61	393,968.99	74	37,177.79	7	402,013.09	73	0.00	552,790.00	150,776.91
5003 FRINGE BENEFITS	0.00	0.00	0	-8,586.96	0	0.00	0	0.00	0.00	0.00
5010 COMMODITIES	2,975.21	21,408.40	64	536.96	2	13,883.72	50	0.00	27,800.13	13,916.41
5020 SERVICES	21,734.08	156,417.71	75	5,311.82	1	181,255.83	51	0.00	358,557.87	177,302.04
TOTAL EXPENDITURES	67,544.90	571,795.10	74	34,439.61	4	597,152.64	64	0.00	939,148.00	341,995.36
NET CHANGE IN FUND BALANCE	-61,949.90	-468,150.53		-29,204.61		-568,460.83		0.00	-833,548.00	-265,087.17



FUND DEPT 1080-043 : GENERAL CORPORATE - EMERGENCY MGMT AGCY (EMA)

11/15/2024 5:05:38 PM

PERIOD ENDING 10/31/2024

	ACTUAL LAST YEAR			ACTUAL THIS YEAR				ENCUMBRANCE	BUDGET	UNENCUMBERED BALANCE
	CURRENT MONTH	YEAR TO DATE	%	CURRENT MONTH	%	YEAR TO DATE	%			
REVENUES										
4004 INTERGOVERNMENTAL REVENUE	0.00	0.00	0	0.00	0	32,907.72	51	0.00	65,000.00	32,092.28
4009 MISCELLANEOUS REVENUES	0.00	0.00	0	0.00	0	40,000.00	100	0.00	40,000.00	0.00
TOTAL REVENUES	0.00	0.00	0	0.00	0	72,907.72	69	0.00	105,000.00	32,092.28
EXPENDITURES										
5001 SALARIES AND WAGES	10,884.00	102,915.02	72	11,464.90	8	117,164.65	78	0.00	150,394.00	33,229.35
5003 FRINGE BENEFITS	0.00	0.00	0	-10.40	0	0.00	0	0.00	0.00	0.00
5010 COMMODITIES	185.62	2,576.90	65	715.97	15	3,620.20	78	0.00	4,631.81	1,011.61
5020 SERVICES	-3,919.95	17,702.50	59	1,272.60	4	23,476.14	81	0.00	28,904.19	5,428.05
8000 CAPITAL OUTLAY	0.00	0.00	0	0.00	0	41,529.00	100	0.00	41,655.00	126.00
TOTAL EXPENDITURES	7,149.67	123,194.42	70	13,443.07	6	185,789.99	82	0.00	225,585.00	39,795.01
NET CHANGE IN FUND BALANCE	-7,149.67	-123,194.42		-13,443.07		-112,882.27		0.00	-120,585.00	-7,702.73



FUND DEPT 1080-051 : GENERAL CORPORATE - JUVENILE DETENTION CENTER

11/15/2024 5:05:38 PM

PERIOD ENDING 10/31/2024

	ACTUAL LAST YEAR			ACTUAL THIS YEAR				ENCUMBRANCE	BUDGET	UNENCUMBERED BALANCE
	CURRENT MONTH	YEAR TO DATE	%	CURRENT MONTH	%	YEAR TO DATE	%			
REVENUES										
4004 INTERGOVERNMENTAL REVENUE	1,870.63	859,540.38	55	2,329.99	0	941,906.85	56	0.00	1,677,998.00	736,091.15
4009 MISCELLANEOUS REVENUES	0.00	30.12	0	0.00	0	0.00	0	0.00	0.00	0.00
TOTAL REVENUES	1,870.63	859,570.50	55	2,329.99	0	941,906.85	56	0.00	1,677,998.00	736,091.15
EXPENDITURES										
5001 SALARIES AND WAGES	116,535.84	1,137,887.79	74	119,854.71	7	1,208,465.22	67	0.00	1,808,224.00	599,758.78
5003 FRINGE BENEFITS	0.00	0.00	0	-29,355.37	0	0.00	0	0.00	0.00	0.00
5010 COMMODITIES	8,092.39	63,568.70	79	9,354.62	9	58,241.33	55	0.00	106,791.00	48,549.67
5020 SERVICES	15,867.60	221,601.32	71	37,364.41	17	194,077.07	88	0.00	221,795.00	27,717.93
TOTAL EXPENDITURES	140,495.83	1,423,057.81	74	137,218.37	6	1,460,783.62	68	0.00	2,136,810.00	676,026.38
OTHER FINANCING SOURCES (USES)										
TOTAL OTHER FINANCING SOURCES (USES)	0.00	0.00		0.00		0.00		0.00	0.00	0.00
NET CHANGE IN FUND BALANCE	-138,625.20	-563,487.31		-134,888.38		-518,876.77		0.00	-458,812.00	60,064.77



FUND DEPT 1080-052 : GENERAL CORPORATE - COURT SERVICES -PROBATION

11/15/2024 5:05:38 PM

PERIOD ENDING 10/31/2024

	ACTUAL LAST YEAR			ACTUAL THIS YEAR				ENCUMBRANCE	BUDGET	UNENCUMBERED BALANCE
	CURRENT MONTH	YEAR TO DATE	%	CURRENT MONTH	%	YEAR TO DATE	%			
REVENUES										
4004 INTERGOVERNMENTAL REVENUE	0.00	678,725.95	69	0.00	0	680,122.71	64	0.00	1,066,945.00	386,822.29
TOTAL REVENUES	0.00	678,725.95	69	0.00	0	680,122.71	64	0.00	1,066,945.00	386,822.29
EXPENDITURES										
5001 SALARIES AND WAGES	151,101.34	1,484,786.10	80	150,277.09	8	1,495,707.26	76	0.00	1,955,641.00	459,933.74
5003 FRINGE BENEFITS	0.00	0.00	0	-48,641.28	0	0.00	0	0.00	0.00	0.00
5010 COMMODITIES	511.66	9,029.66	49	908.21	5	8,547.39	47	0.00	18,180.00	9,632.61
5020 SERVICES	178.84	4,006.74	41	1,019.56	10	4,001.83	41	0.00	9,875.00	5,873.17
TOTAL EXPENDITURES	151,791.84	1,497,822.50	79	103,563.58	5	1,508,256.48	76	0.00	1,983,696.00	475,439.52
OTHER FINANCING SOURCES (USES)										
TOTAL OTHER FINANCING SOURCES (USES)	0.00	0.00		0.00		0.00		0.00	0.00	0.00
NET CHANGE IN FUND BALANCE	-151,791.84	-819,096.55		-103,563.58		-828,133.77		0.00	-916,751.00	-88,617.23



FUND DEPT 1080-057 : GENERAL CORPORATE - DEPUTY SHERIFF MERIT COMM

11/15/2024 5:05:38 PM

PERIOD ENDING 10/31/2024

	ACTUAL LAST YEAR			ACTUAL THIS YEAR				ENCUMBRANCE	BUDGET	UNENCUMBERED BALANCE
	CURRENT MONTH	YEAR TO DATE	%	CURRENT MONTH	%	YEAR TO DATE	%			
REVENUES										
TOTAL REVENUES	0.00	0.00	0	0.00	0	0.00	0	0.00	0.00	0.00
EXPENDITURES										
5001 SALARIES AND WAGES	135.00	135.00	14	0.00	0	405.00	43	0.00	950.00	545.00
5010 COMMODITIES	0.00	0.00	0	0.00	0	0.00	0	0.00	300.00	300.00
5020 SERVICES	2,649.06	31,944.50	106	1,566.00	4	36,722.01	93	0.00	39,510.00	2,787.99
TOTAL EXPENDITURES	2,784.06	32,079.50	103	1,566.00	4	37,127.01	91	0.00	40,760.00	3,632.99
NET CHANGE IN FUND BALANCE	-2,784.06	-32,079.50		-1,566.00		-37,127.01		0.00	-40,760.00	-3,632.99



FUND DEPT 1080-059 : GENERAL CORPORATE - FACILITIES PLANNING

11/15/2024 5:05:38 PM

PERIOD ENDING 10/31/2024

	ACTUAL LAST YEAR			ACTUAL THIS YEAR				ENCUMBRANCE	BUDGET	UNENCUMBERED BALANCE
	CURRENT MONTH	YEAR TO DATE	%	CURRENT MONTH	%	YEAR TO DATE	%			
EXPENDITURES										
TOTAL EXPENDITURES	0.00	0.00	0	0.00	0	0.00	0	0.00	0.00	0.00
NET CHANGE IN FUND BALANCE	0.00	0.00		0.00		0.00		0.00	0.00	0.00



FUND DEPT 1080-060 : GENERAL CORPORATE - HIGHWAY

11/15/2024 5:05:38 PM

PERIOD ENDING 10/31/2024

	ACTUAL LAST YEAR			ACTUAL THIS YEAR				ENCUMBRANCE	BUDGET	UNENCUMBERED BALANCE
	CURRENT MONTH	YEAR TO DATE	%	CURRENT MONTH	%	YEAR TO DATE	%			
EXPENDITURES										
TOTAL EXPENDITURES	0.00	0.00	0	0.00	0	0.00	0	0.00	0.00	0.00
NET CHANGE IN FUND BALANCE	0.00	0.00		0.00		0.00		0.00	0.00	0.00



FUND DEPT 1080-071 : GENERAL CORPORATE - PUBLIC PROP (PHYS, PLNT, FAC)

11/15/2024 5:05:38 PM

PERIOD ENDING 10/31/2024

	ACTUAL LAST YEAR			ACTUAL THIS YEAR				ENCUMBRANCE	BUDGET	UNENCUMBERED BALANCE
	CURRENT MONTH	YEAR TO DATE	%	CURRENT MONTH	%	YEAR TO DATE	%			
REVENUES										
4007 CHARGES FOR SERVICES	5,894.40	24,985.63	42	9,094.53	18	33,582.13	67	0.00	50,000.00	16,417.87
4009 MISCELLANEOUS REVENUES	44.85	6,428.41	0	0.00	0	2,381.45	0	0.00	0.00	-2,381.45
4010 RENTS AND ROYALTIES	43,622.18	806,715.44	98	270,008.64	27	755,667.37	76	0.00	1,000,000.00	244,332.63
TOTAL REVENUES	49,561.43	838,129.48	95	279,103.17	27	791,630.95	75	0.00	1,050,000.00	258,369.05
EXPENDITURES										
5001 SALARIES AND WAGES	85,084.46	848,845.97	76	92,528.22	8	928,227.59	79	0.00	1,173,107.00	244,879.41
5003 FRINGE BENEFITS	0.00	0.00	0	-38,819.22	0	0.00	0	0.00	0.00	0.00
5010 COMMODITIES	14,129.61	116,468.46	74	10,098.91	6	126,953.80	75	0.00	169,225.65	42,271.85
5020 SERVICES	43,292.47	706,354.18	68	156,317.47	12	826,854.34	62	0.00	1,335,715.20	508,860.86
5050 INTEREST AND FISCAL CHARGES	0.00	3,106.25	2	0.00	0	1,575.00	1	0.00	183,150.00	181,575.00
8000 CAPITAL OUTLAY	0.00	450,010.00	100	0.00	0	13,180.23	95	0.00	13,829.00	648.77
TOTAL EXPENDITURES	142,506.54	2,124,784.86	72	220,125.38	8	1,896,790.96	66	0.00	2,875,026.85	978,235.89
OTHER FINANCING SOURCES (USES)										
7001 OTHER FINANCING USES	0.00	0.00	0	0.00	0	0.00	0	0.00	-2,050,000.00	-2,050,000.00
TOTAL OTHER FINANCING SOURCES (USES)	0.00	0.00		0.00		0.00		0.00	-2,050,000.00	-2,050,000.00
NET CHANGE IN FUND BALANCE	-92,945.11	-1,286,655.38		58,977.79		-1,105,160.01		0.00	-3,875,026.85	-2,769,866.84



FUND DEPT 1080-072 : GENERAL CORPORATE - ADA COMPLIANCE

11/15/2024 5:05:38 PM

PERIOD ENDING 10/31/2024

	ACTUAL LAST YEAR			ACTUAL THIS YEAR				ENCUMBRANCE	BUDGET	UNENCUMBERED BALANCE
	CURRENT MONTH	YEAR TO DATE	%	CURRENT MONTH	%	YEAR TO DATE	%			
EXPENDITURES										
TOTAL EXPENDITURES	0.00	0.00	0	0.00	0	0.00	0	0.00	0.00	0.00
NET CHANGE IN FUND BALANCE	0.00	0.00		0.00		0.00		0.00	0.00	0.00



FUND DEPT 1080-075 : GENERAL CORPORATE - GENERAL COUNTY

11/15/2024 5:05:38 PM

PERIOD ENDING 10/31/2024

	ACTUAL LAST YEAR			ACTUAL THIS YEAR				ENCUMBRANCE	BUDGET	UNENCUMBERED BALANCE
	CURRENT MONTH	YEAR TO DATE	%	CURRENT MONTH	%	YEAR TO DATE	%			
REVENUES										
4001 PROPERTY TAX	0.00	15,468,517.85	93	0.00	0	16,900,303.83	95	0.00	17,825,667.00	925,363.17
4002 LOCAL SALES TAX	2,694.02	18,688.14	55	5,531.12	16	19,712.13	58	0.00	34,000.00	14,287.87
4003 OTHER TAXES	4,527.62	36,025.10	103	9,092.39	23	30,103.81	75	0.00	40,000.00	9,896.19
4004 INTERGOVERNMENTAL REVENUE	1,697,683.19	12,638,320.65	73	2,762,749.32	15	12,681,192.03	71	0.00	17,835,313.00	5,154,120.97
4007 CHARGES FOR SERVICES	0.00	-21,480.00	-72	0.00	0	0.00	0	0.00	0.00	0.00
4008 INVESTMENT EARNINGS	67,501.02	305,264.92	763	55,474.89	74	420,424.63	558	0.00	75,300.00	-345,124.63
4009 MISCELLANEOUS REVENUES	678,527.15	678,527.15	0	0.00	0	0.00	0	0.00	0.00	0.00
TOTAL REVENUES	2,450,933.00	29,123,863.81	85	2,832,847.72	8	30,051,736.43	84	0.00	35,810,280.00	5,758,543.57
EXPENDITURES										
5003 FRINGE BENEFITS	1,810.20	2,201,416.88	59	928,306.75	21	2,761,584.28	63	0.00	4,375,000.00	1,613,415.72
5009 GEN GOV - FINANCIAL ADMIN	0.00	0.00	0	0.00	0	0.00	0	0.00	-606,931.00	-606,931.00
5010 COMMODITIES	0.00	0.00	0	0.00	0	0.00	0	0.00	716.05	716.05
5020 SERVICES	16,556.75	177,112.94	70	9,980.00	1	282,428.98	16	0.00	1,790,679.60	1,508,250.62
TOTAL EXPENDITURES	18,366.95	2,378,529.82	69	938,286.75	17	3,044,013.26	55	0.00	5,559,464.65	2,515,451.39
OTHER FINANCING SOURCES (USES)										
6001 OTHER FINANCING SOURCES	0.00	0.00	0	0.00	0	0.00	0	0.00	65,000.00	65,000.00
7001 OTHER FINANCING USES	0.00	0.00	0	0.00	0	0.00	0	0.00	-846,008.00	-846,008.00
TOTAL OTHER FINANCING SOURCES (USES)	0.00	0.00		0.00		0.00		0.00	-781,008.00	-781,008.00
NET CHANGE IN FUND BALANCE	2,432,566.05	26,745,333.99		1,894,560.97		27,007,723.17		0.00	29,469,807.35	2,462,084.18



FUND DEPT 1080-077 : GENERAL CORPORATE - ZONING AND ENFORCE (P&Z)

11/15/2024 5:05:38 PM

PERIOD ENDING 10/31/2024

	ACTUAL LAST YEAR			ACTUAL THIS YEAR				ENCUMBRANCE	BUDGET	UNENCUMBERED BALANCE
	CURRENT MONTH	YEAR TO DATE	%	CURRENT MONTH	%	YEAR TO DATE	%			
REVENUES										
4006 LICENSES AND PERMITS	3,856.50	69,962.50	32	4,548.00	2	225,017.00	102	0.00	220,231.00	-4,786.00
4007 CHARGES FOR SERVICES	7,760.00	41,965.00	496	400.00	3	36,309.00	237	0.00	15,303.00	-21,006.00
TOTAL REVENUES	11,616.50	111,927.50	50	4,948.00	2	261,326.00	111	0.00	235,534.00	-25,792.00
EXPENDITURES										
5001 SALARIES AND WAGES	27,699.51	285,430.51	56	27,172.60	5	281,520.54	53	0.00	527,516.00	245,995.46
5003 FRINGE BENEFITS	0.00	0.00	0	-8,812.26	0	0.00	0	0.00	0.00	0.00
5010 COMMODITIES	13.42	3,403.66	66	363.49	8	2,789.71	58	0.00	4,845.00	2,055.29
5020 SERVICES	725.39	10,402.19	50	1,026.43	5	10,841.87	49	0.00	22,157.00	11,315.13
TOTAL EXPENDITURES	28,438.32	299,236.36	56	19,750.26	4	295,152.12	53	0.00	554,518.00	259,365.88
NET CHANGE IN FUND BALANCE	-16,821.82	-187,308.86		-14,802.26		-33,826.12		0.00	-318,984.00	-285,157.88



FUND DEPT 1080-124 : GENERAL CORPORATE - REGIONAL OFFICE EDUCATION

11/15/2024 5:05:38 PM

PERIOD ENDING 10/31/2024

	ACTUAL LAST YEAR			ACTUAL THIS YEAR				ENCUMBRANCE	BUDGET	UNENCUMBERED BALANCE
	CURRENT MONTH	YEAR TO DATE	%	CURRENT MONTH	%	YEAR TO DATE	%			
EXPENDITURES										
5020 SERVICES	0.00	200,683.60	83	0.00	0	206,221.92	83	0.00	247,467.00	41,245.08
TOTAL EXPENDITURES	0.00	200,683.60	83	0.00	0	206,221.92	83	0.00	247,467.00	41,245.08
NET CHANGE IN FUND BALANCE	0.00	-200,683.60		0.00		-206,221.92		0.00	-247,467.00	-41,245.08



FUND DEPT 1080-127 : GENERAL CORPORATE - VETERANS ASSISTNC COMMISSN

11/15/2024 5:05:38 PM

PERIOD ENDING 10/31/2024

	ACTUAL LAST YEAR			ACTUAL THIS YEAR				ENCUMBRANCE	BUDGET	UNENCUMBERED BALANCE
	CURRENT MONTH	YEAR TO DATE	%	CURRENT MONTH	%	YEAR TO DATE	%			
REVENUES										
4009 MISCELLANEOUS REVENUES	0.00	5,500.00	100	0.00	0	200.00	0	0.00	0.00	-200.00
TOTAL REVENUES	0.00	5,500.00	100	0.00	0	200.00	0	0.00	0.00	-200.00
EXPENDITURES										
5001 SALARIES AND WAGES	3,074.56	46,633.50	82	1,207.80	1	47,085.08	54	0.00	86,991.00	39,905.92
5003 FRINGE BENEFITS	0.00	0.00	0	89.79	0	4,733.02	21	0.00	22,876.00	18,142.98
5010 COMMODITIES	0.00	60.27	100	0.00	0	786.91	72	0.00	1,092.96	306.05
5020 SERVICES	4,530.00	66,659.72	76	7,198.00	6	70,066.95	57	0.00	122,006.04	51,939.09
TOTAL EXPENDITURES	7,604.56	113,353.49	79	8,495.59	4	122,671.96	53	0.00	232,966.00	110,294.04
NET CHANGE IN FUND BALANCE	-7,604.56	-107,853.49		-8,495.59		-122,471.96		0.00	-232,966.00	-110,494.04



FUND DEPT 1080-130 : GENERAL CORPORATE - CIRC CLK SUPPORT ENFORCE

11/15/2024 5:05:38 PM

PERIOD ENDING 10/31/2024

	ACTUAL LAST YEAR			ACTUAL THIS YEAR				ENCUMBRANCE	BUDGET	UNENCUMBERED BALANCE
	CURRENT MONTH	YEAR TO DATE	%	CURRENT MONTH	%	YEAR TO DATE	%			
REVENUES										
4004 INTERGOVERNMENTAL REVENUE	0.00	11,214.00	93	0.00	0	7,329.00	61	0.00	12,000.00	4,671.00
TOTAL REVENUES	0.00	11,214.00	93	0.00	0	7,329.00	61	0.00	12,000.00	4,671.00
EXPENDITURES										
5001 SALARIES AND WAGES	0.00	0.00	0	0.00	0	0.00	0	0.00	12,000.00	12,000.00
TOTAL EXPENDITURES	0.00	0.00	0	0.00	0	0.00	0	0.00	12,000.00	12,000.00
OTHER FINANCING SOURCES (USES)										
TOTAL OTHER FINANCING SOURCES (USES)	0.00	0.00		0.00		0.00		0.00	0.00	0.00
NET CHANGE IN FUND BALANCE	0.00	11,214.00		0.00		7,329.00		0.00	0.00	-7,329.00



FUND DEPT 1080-140 : GENERAL CORPORATE - CORRECTIONAL CENTER

11/15/2024 5:05:38 PM

PERIOD ENDING 10/31/2024

	ACTUAL LAST YEAR			ACTUAL THIS YEAR				ENCUMBRANCE	BUDGET	UNENCUMBERED BALANCE
	CURRENT MONTH	YEAR TO DATE	%	CURRENT MONTH	%	YEAR TO DATE	%			
REVENUES										
4004 INTERGOVERNMENTAL REVENUE	18,832.00	53,302.25	55	2,056.25	7	57,003.03	184	0.00	31,000.00	-26,003.03
4007 CHARGES FOR SERVICES	29,823.58	279,671.70	80	26,704.29	6	258,659.44	59	0.00	436,877.00	178,217.56
4009 MISCELLANEOUS REVENUES	1,200.00	37,541.62	71	1,679.67	3	53,706.31	94	0.00	57,000.00	3,293.69
TOTAL REVENUES	49,855.58	370,515.57	74	30,440.21	6	369,368.78	70	0.00	524,877.00	155,508.22
EXPENDITURES										
5001 SALARIES AND WAGES	263,827.21	2,844,421.33	70	310,058.17	7	3,286,141.85	76	0.00	4,307,916.00	1,021,774.15
5002 LAW ENFORCEMENT SALARIES	101,270.12	1,088,764.71	69	89,113.47	6	901,712.82	64	0.00	1,404,733.00	503,020.18
5003 FRINGE BENEFITS	0.00	0.00	0	-119,434.75	0	0.00	0	0.00	0.00	0.00
5010 COMMODITIES	60,049.40	603,189.05	93	63,959.65	9	517,382.29	73	3,415.60	705,588.00	184,790.11
5020 SERVICES	395,999.02	3,777,813.66	89	289,874.04	7	2,866,803.27	66	0.00	4,356,568.00	1,489,764.73
8000 CAPITAL OUTLAY	0.00	5,148.99	100	0.00	0	0.00	0	0.00	0.00	0.00
TOTAL EXPENDITURES	821,145.75	8,319,337.74	79	633,570.58	6	7,572,040.23	70	3,415.60	10,774,805.00	3,199,349.17
OTHER FINANCING SOURCES (USES)										
6001 OTHER FINANCING SOURCES	0.00	0.00	0	0.00	0	0.00	0	0.00	1,237,349.00	1,237,349.00
TOTAL OTHER FINANCING SOURCES (USES)	0.00	0.00		0.00		0.00		0.00	1,237,349.00	1,237,349.00
NET CHANGE IN FUND BALANCE	-771,290.17	-7,948,822.17		-603,130.37		-7,202,671.45		-3,415.60	-9,012,579.00	-1,806,491.95



FUND DEPT 1080-141 : GENERAL CORPORATE - STS ATTY SUPPORT ENFORCE

11/15/2024 5:05:38 PM

PERIOD ENDING 10/31/2024

	ACTUAL LAST YEAR			ACTUAL THIS YEAR				ENCUMBRANCE	BUDGET	UNENCUMBERED BALANCE
	CURRENT MONTH	YEAR TO DATE	%	CURRENT MONTH	%	YEAR TO DATE	%			
REVENUES										
4004 INTERGOVERNMENTAL REVENUE	13,569.92	279,242.65	84	23,070.93	7	270,913.44	80	0.00	337,942.00	67,028.56
TOTAL REVENUES	13,569.92	279,242.65	84	23,070.93	7	270,913.44	80	0.00	337,942.00	67,028.56
EXPENDITURES										
5001 SALARIES AND WAGES	19,699.79	178,731.50	67	15,931.80	6	216,868.43	80	0.00	269,749.00	52,880.57
5003 FRINGE BENEFITS	2,003.50	52,229.58	58	7,041.07	7	71,725.61	69	0.00	103,264.00	31,538.39
5010 COMMODITIES	153.28	1,264.28	21	0.00	0	386.76	4	0.00	9,949.56	9,562.80
5020 SERVICES	4,456.62	5,452.04	17	40.90	1	1,935.67	42	0.00	4,570.44	2,634.77
TOTAL EXPENDITURES	26,313.19	237,677.40	60	23,013.77	6	290,916.47	75	0.00	387,533.00	96,616.53
NET CHANGE IN FUND BALANCE	-12,743.27	41,565.25		57.16		-20,003.03		0.00	-49,591.00	-29,587.97




FUND DEPT 2060-100 : RPC - POLICE TRAINING - REGIONAL PLANNING COMMISSION

11/15/2024 5:05:38 PM

PERIOD ENDING 10/31/2024

	ACTUAL LAST YEAR			ACTUAL THIS YEAR				ENCUMBRANCE	BUDGET	UNENCUMBERED BALANCE
	CURRENT MONTH	YEAR TO DATE	%	CURRENT MONTH	%	YEAR TO DATE	%			
REVENUES										
4004 INTERGOVERNMENTAL REVENUE	114,689.17	114,689.17	54	0.00	0	368,979.80	40	0.00	918,099.17	549,119.37
4007 CHARGES FOR SERVICES	0.00	0.00	0	0.00	0	0.00	0	0.00	5,000.00	5,000.00
TOTAL REVENUES	114,689.17	114,689.17	52	0.00	0	368,979.80	40	0.00	923,099.17	554,119.37
EXPENDITURES										
5001 SALARIES AND WAGES	11,824.21	36,878.16	56	11,047.60	6	111,151.42	56	0.00	197,527.34	86,375.92
5003 FRINGE BENEFITS	1,235.64	6,907.84	49	2,399.27	2	23,721.89	24	0.00	97,139.95	73,418.06
5010 COMMODITIES	0.00	123.87	1	1,153.49	3	14,036.88	35	0.00	40,590.78	26,553.90
5020 SERVICES	22,671.64	45,015.00	35	30,823.72	11	195,663.71	69	44,390.00	284,209.02	44,155.31
5999 GEN GOV - CENTRAL ADMIN	0.00	0.00	0	4,507.42	6	16,902.83	22	0.00	77,182.58	60,279.75
8000 CAPITAL OUTLAY	0.00	0.00	0	0.00	0	30,246.00	70	0.00	43,400.00	13,154.00
TOTAL EXPENDITURES	35,731.49	88,924.87	40	49,931.50	7	391,722.73	53	44,390.00	740,049.67	303,936.94
OTHER FINANCING SOURCES (USES)										
6001 OTHER FINANCING SOURCES	22,937.83	22,937.83	66	21,654.96	9	324,715.97	132	0.00	246,619.83	-78,096.14
7001 OTHER FINANCING USES	0.00	0.00	0	-21,654.96	6	-324,715.97	89	0.00	-365,734.33	-41,018.36
TOTAL OTHER FINANCING SOURCES (USES)	22,937.83	22,937.83		0.00		0.00		0.00	-119,114.50	-119,114.50
NET CHANGE IN FUND BALANCE	101,895.51	48,702.13		-49,931.50		-22,742.93		-44,390.00	63,935.00	131,067.93



PERIOD ENDING 10/31/2024

	ACTUAL LAST YEAR			ACTUAL THIS YEAR				ENCUMBRANCE	BUDGET	UNENCUMBERED BALANCE
	CURRENT MONTH	YEAR TO DATE	%	CURRENT MONTH	%	YEAR TO DATE	%			
REVENUES										
4004 INTERGOVERNMENTAL REVENUE	1,225,428.67	14,955,309.65	48	1,461,401.96	6	11,829,583.59	50	0.00	23,762,811.00	11,933,227.41
4007 CHARGES FOR SERVICES	271,696.07	1,452,594.13	76	205,842.21	4	1,574,709.14	28	0.00	5,545,500.00	3,970,790.86
4008 INVESTMENT EARNINGS	10,822.53	66,901.71	131 2	8,879.94	22	79,019.13	198	0.00	40,000.00	-39,019.13
4009 MISCELLANEOUS REVENUES	20,000.00	43,230.26	50	20,000.00	33	27,261.68	45	0.00	61,025.00	33,763.32
TOTAL REVENUES	1,527,947.27	16,518,035.75	50	1,696,124.11	6	13,510,573.54	46	0.00	29,409,336.00	15,898,762.46
EXPENDITURES										
5001 SALARIES AND WAGES	374,569.50	4,423,006.97	55	361,167.92	5	3,891,644.91	58	0.00	6,724,019.62	2,832,374.71
5003 FRINGE BENEFITS	39,056.92	1,087,193.64	60	107,268.24	7	1,067,161.90	68	0.00	1,567,900.00	500,738.10
5010 COMMODITIES	3,530.72	158,451.62	26	24,093.00	5	122,821.20	23	0.00	526,510.54	403,689.34
5020 SERVICES	1,563,725.86	11,893,076.23	54	1,144,636.95	7	8,602,400.61	51	7,437.50	16,807,908.89	8,198,070.78
5999 GEN GOV - CENTRAL ADMIN	0.00	0.00	0	0.00	0	0.00	0	0.00	3,655,529.61	3,655,529.61
8000 CAPITAL OUTLAY	0.00	27,063.26	12	0.00	0	15,539.28	2	0.00	700,000.00	684,460.72
TOTAL EXPENDITURES	1,980,883.00	17,588,791.72	54	1,637,166.11	5	13,699,567.90	46	7,437.50	29,981,868.66	16,274,863.26
OTHER FINANCING SOURCES (USES)										
6001 OTHER FINANCING SOURCES	11,781.37	365,258.05	96	14,321.17	5	133,312.55	51	0.00	262,080.00	128,767.45
7001 OTHER FINANCING USES	-34,719.20	-370,097.57	75	-11,225.88	6	-109,737.95	60	0.00	-183,691.34	-73,953.39
TOTAL OTHER FINANCING SOURCES (USES)	-22,937.83	-4,839.52		3,095.29		23,574.60		0.00	78,388.66	54,814.06
NET CHANGE IN FUND BALANCE	-475,873.56	-1,075,595.49		62,053.29		-165,419.76		-7,437.50	-494,144.00	-321,286.74



FUND DEPT 2076-010 : TORT IMMUNITY TAX FUND - COUNTY BOARD

11/15/2024 5:05:38 PM

PERIOD ENDING 10/31/2024

	ACTUAL LAST YEAR			ACTUAL THIS YEAR				ENCUMBRANCE	BUDGET	UNENCUMBERED BALANCE
	CURRENT MONTH	YEAR TO DATE	%	CURRENT MONTH	%	YEAR TO DATE	%			
EXPENDITURES										
5003 FRINGE BENEFITS	0.00	0.00	0	-210.38	0	0.00	0	0.00	0.00	0.00
TOTAL EXPENDITURES	0.00	0.00	0	-210.38	0	0.00	0	0.00	0.00	0.00
NET CHANGE IN FUND BALANCE	0.00	0.00		210.38		0.00		0.00	0.00	0.00




FUND DEPT 2076-011 : TORT IMMUNITY TAX FUND - SOLID WASTE MGMT

11/15/2024 5:05:38 PM

PERIOD ENDING 10/31/2024

	ACTUAL LAST YEAR			ACTUAL THIS YEAR				ENCUMBRANCE	BUDGET	UNENCUMBERED BALANCE
	CURRENT MONTH	YEAR TO DATE	%	CURRENT MONTH	%	YEAR TO DATE	%			
EXPENDITURES										
TOTAL EXPENDITURES	0.00	0.00	0	0.00	0	0.00	0	0.00	0.00	0.00
NET CHANGE IN FUND BALANCE	0.00	0.00		0.00		0.00		0.00	0.00	0.00



PERIOD ENDING 10/31/2024

	ACTUAL LAST YEAR			ACTUAL THIS YEAR				ENCUMBRANCE	BUDGET	UNENCUMBERED BALANCE
	CURRENT MONTH	YEAR TO DATE	%	CURRENT MONTH	%	YEAR TO DATE	%			
EXPENDITURES										
5003 FRINGE BENEFITS	0.00	0.00	0	-871.91	0	0.00	0	0.00	0.00	0.00
TOTAL EXPENDITURES	0.00	0.00	0	-871.91	0	0.00	0	0.00	0.00	0.00
NET CHANGE IN FUND BALANCE	0.00	0.00		871.91		0.00		0.00	0.00	0.00



FUND DEPT 2076-020 : TORT IMMUNITY TAX FUND - AUDITOR

11/15/2024 5:05:38 PM

PERIOD ENDING 10/31/2024

	ACTUAL LAST YEAR			ACTUAL THIS YEAR				ENCUMBRANCE	BUDGET	UNENCUMBERED BALANCE
	CURRENT MONTH	YEAR TO DATE	%	CURRENT MONTH	%	YEAR TO DATE	%			
EXPENDITURES										
5003 FRINGE BENEFITS	0.00	0.00	0	-456.08	0	0.00	0	0.00	0.00	0.00
TOTAL EXPENDITURES	0.00	0.00	0	-456.08	0	0.00	0	0.00	0.00	0.00
NET CHANGE IN FUND BALANCE	0.00	0.00		456.08		0.00		0.00	0.00	0.00



FUND DEPT 2076-021 : TORT IMMUNITY TAX FUND - BOARD OF REVIEW

11/15/2024 5:05:38 PM

PERIOD ENDING 10/31/2024

	ACTUAL LAST YEAR			ACTUAL THIS YEAR				ENCUMBRANCE	BUDGET	UNENCUMBERED BALANCE
	CURRENT MONTH	YEAR TO DATE	%	CURRENT MONTH	%	YEAR TO DATE	%			
EXPENDITURES										
5003 FRINGE BENEFITS	0.00	0.00	0	-322.32	0	0.00	0	0.00	0.00	0.00
TOTAL EXPENDITURES	0.00	0.00	0	-322.32	0	0.00	0	0.00	0.00	0.00
NET CHANGE IN FUND BALANCE	0.00	0.00		322.32		0.00		0.00	0.00	0.00



FUND DEPT 2076-022 : TORT IMMUNITY TAX FUND - COUNTY CLERK

11/15/2024 5:05:38 PM

PERIOD ENDING 10/31/2024

	ACTUAL LAST YEAR			ACTUAL THIS YEAR				ENCUMBRANCE	BUDGET	UNENCUMBERED BALANCE
	CURRENT MONTH	YEAR TO DATE	%	CURRENT MONTH	%	YEAR TO DATE	%			
EXPENDITURES										
5003 FRINGE BENEFITS	0.00	0.00	0	-3,675.20	0	0.00	0	0.00	0.00	0.00
TOTAL EXPENDITURES	0.00	0.00	0	-3,675.20	0	0.00	0	0.00	0.00	0.00
NET CHANGE IN FUND BALANCE	0.00	0.00		3,675.20		0.00		0.00	0.00	0.00



FUND DEPT 2076-023 : TORT IMMUNITY TAX FUND - RECORDER

11/15/2024 5:05:38 PM

PERIOD ENDING 10/31/2024

	ACTUAL LAST YEAR			ACTUAL THIS YEAR				ENCUMBRANCE	BUDGET	UNENCUMBERED BALANCE
	CURRENT MONTH	YEAR TO DATE	%	CURRENT MONTH	%	YEAR TO DATE	%			
EXPENDITURES										
5003 FRINGE BENEFITS	0.00	0.00	0	-650.10	0	0.00	0	0.00	0.00	0.00
TOTAL EXPENDITURES	0.00	0.00	0	-650.10	0	0.00	0	0.00	0.00	0.00
NET CHANGE IN FUND BALANCE	0.00	0.00		650.10		0.00		0.00	0.00	0.00



FUND DEPT 2076-025 : TORT IMMUNITY TAX FUND - SUPERVISOR OF ASSESSMENT

11/15/2024 5:05:38 PM

PERIOD ENDING 10/31/2024

	ACTUAL LAST YEAR			ACTUAL THIS YEAR				ENCUMBRANCE	BUDGET	UNENCUMBERED BALANCE
	CURRENT MONTH	YEAR TO DATE	%	CURRENT MONTH	%	YEAR TO DATE	%			
EXPENDITURES										
5003 FRINGE BENEFITS	0.00	0.00	0	-1,057.75	0	0.00	0	0.00	0.00	0.00
TOTAL EXPENDITURES	0.00	0.00	0	-1,057.75	0	0.00	0	0.00	0.00	0.00
NET CHANGE IN FUND BALANCE	0.00	0.00		1,057.75		0.00		0.00	0.00	0.00




FUND DEPT 2076-026 : TORT IMMUNITY TAX FUND - COUNTY TREASURER

11/15/2024 5:05:38 PM

PERIOD ENDING 10/31/2024

	ACTUAL LAST YEAR			ACTUAL THIS YEAR				ENCUMBRANCE	BUDGET	UNENCUMBERED BALANCE
	CURRENT MONTH	YEAR TO DATE	%	CURRENT MONTH	%	YEAR TO DATE	%			
EXPENDITURES										
5003 FRINGE BENEFITS	0.00	0.00	0	-645.00	0	0.00	0	0.00	0.00	0.00
TOTAL EXPENDITURES	0.00	0.00	0	-645.00	0	0.00	0	0.00	0.00	0.00
NET CHANGE IN FUND BALANCE	0.00	0.00		645.00		0.00		0.00	0.00	0.00



FUND DEPT 2076-028 : TORT IMMUNITY TAX FUND - INFORMATION TECHNOLOGY (IT)

11/15/2024 5:05:38 PM

PERIOD ENDING 10/31/2024

	ACTUAL LAST YEAR			ACTUAL THIS YEAR				ENCUMBRANCE	BUDGET	UNENCUMBERED BALANCE
	CURRENT MONTH	YEAR TO DATE	%	CURRENT MONTH	%	YEAR TO DATE	%			
EXPENDITURES										
5003 FRINGE BENEFITS	0.00	0.00	0	-1,159.50	0	0.00	0	0.00	0.00	0.00
TOTAL EXPENDITURES	0.00	0.00	0	-1,159.50	0	0.00	0	0.00	0.00	0.00
NET CHANGE IN FUND BALANCE	0.00	0.00		1,159.50		0.00		0.00	0.00	0.00



FUND DEPT 2076-030 : TORT IMMUNITY TAX FUND - CIRCUIT CLERK

11/15/2024 5:05:38 PM

PERIOD ENDING 10/31/2024

	ACTUAL LAST YEAR			ACTUAL THIS YEAR				ENCUMBRANCE	BUDGET	UNENCUMBERED BALANCE
	CURRENT MONTH	YEAR TO DATE	%	CURRENT MONTH	%	YEAR TO DATE	%			
EXPENDITURES										
5003 FRINGE BENEFITS	0.00	0.00	0	-4,867.19	0	0.00	0	0.00	0.00	0.00
TOTAL EXPENDITURES	0.00	0.00	0	-4,867.19	0	0.00	0	0.00	0.00	0.00
NET CHANGE IN FUND BALANCE	0.00	0.00		4,867.19		0.00		0.00	0.00	0.00



FUND DEPT 2076-031 : TORT IMMUNITY TAX FUND - CIRCUIT COURT

11/15/2024 5:05:38 PM

PERIOD ENDING 10/31/2024

	ACTUAL LAST YEAR			ACTUAL THIS YEAR				ENCUMBRANCE	BUDGET	UNENCUMBERED BALANCE
	CURRENT MONTH	YEAR TO DATE	%	CURRENT MONTH	%	YEAR TO DATE	%			
EXPENDITURES										
5003 FRINGE BENEFITS	0.00	0.00	0	-1,837.13	0	0.00	0	0.00	0.00	0.00
TOTAL EXPENDITURES	0.00	0.00	0	-1,837.13	0	0.00	0	0.00	0.00	0.00
NET CHANGE IN FUND BALANCE	0.00	0.00		1,837.13		0.00		0.00	0.00	0.00



FUND DEPT 2076-032 : TORT IMMUNITY TAX FUND - JURY COMMISSION

11/15/2024 5:05:38 PM

PERIOD ENDING 10/31/2024

	ACTUAL LAST YEAR			ACTUAL THIS YEAR				ENCUMBRANCE	BUDGET	UNENCUMBERED BALANCE
	CURRENT MONTH	YEAR TO DATE	%	CURRENT MONTH	%	YEAR TO DATE	%			
EXPENDITURES										
5003 FRINGE BENEFITS	0.00	0.00	0	-146.17	0	0.00	0	0.00	0.00	0.00
TOTAL EXPENDITURES	0.00	0.00	0	-146.17	0	0.00	0	0.00	0.00	0.00
NET CHANGE IN FUND BALANCE	0.00	0.00		146.17		0.00		0.00	0.00	0.00



FUND DEPT 2076-036 : TORT IMMUNITY TAX FUND - PUBLIC DEFENDER

11/15/2024 5:05:38 PM

PERIOD ENDING 10/31/2024

	ACTUAL LAST YEAR			ACTUAL THIS YEAR				ENCUMBRANCE	BUDGET	UNENCUMBERED BALANCE
	CURRENT MONTH	YEAR TO DATE	%	CURRENT MONTH	%	YEAR TO DATE	%			
EXPENDITURES										
5003 FRINGE BENEFITS	0.00	0.00	0	-707.11	0	0.00	0	0.00	0.00	0.00
TOTAL EXPENDITURES	0.00	0.00	0	-707.11	0	0.00	0	0.00	0.00	0.00
NET CHANGE IN FUND BALANCE	0.00	0.00		707.11		0.00		0.00	0.00	0.00



FUND DEPT 2076-040 : TORT IMMUNITY TAX FUND - SHERIFF

11/15/2024 5:05:38 PM

PERIOD ENDING 10/31/2024

	ACTUAL LAST YEAR			ACTUAL THIS YEAR				ENCUMBRANCE	BUDGET	UNENCUMBERED BALANCE
	CURRENT MONTH	YEAR TO DATE	%	CURRENT MONTH	%	YEAR TO DATE	%			
EXPENDITURES										
5003 FRINGE BENEFITS	0.00	0.00	0	-81,102.13	0	0.00	0	0.00	0.00	0.00
TOTAL EXPENDITURES	0.00	0.00	0	-81,102.13	0	0.00	0	0.00	0.00	0.00
NET CHANGE IN FUND BALANCE	0.00	0.00		81,102.13		0.00		0.00	0.00	0.00



FUND DEPT 2076-041 : TORT IMMUNITY TAX FUND - STATES ATTORNEY

11/15/2024 5:05:38 PM

PERIOD ENDING 10/31/2024

	ACTUAL LAST YEAR			ACTUAL THIS YEAR				ENCUMBRANCE	BUDGET	UNENCUMBERED BALANCE
	CURRENT MONTH	YEAR TO DATE	%	CURRENT MONTH	%	YEAR TO DATE	%			
EXPENDITURES										
5003 FRINGE BENEFITS	0.00	0.00	0	-2,933.93	0	0.00	0	0.00	0.00	0.00
TOTAL EXPENDITURES	0.00	0.00	0	-2,933.93	0	0.00	0	0.00	0.00	0.00
NET CHANGE IN FUND BALANCE	0.00	0.00		2,933.93		0.00		0.00	0.00	0.00



FUND DEPT 2076-042 : TORT IMMUNITY TAX FUND - CORONER

11/15/2024 5:05:38 PM

PERIOD ENDING 10/31/2024

	ACTUAL LAST YEAR			ACTUAL THIS YEAR				ENCUMBRANCE	BUDGET	UNENCUMBERED BALANCE
	CURRENT MONTH	YEAR TO DATE	%	CURRENT MONTH	%	YEAR TO DATE	%			
EXPENDITURES										
5003 FRINGE BENEFITS	0.00	0.00	0	-839.86	0	0.00	0	0.00	0.00	0.00
TOTAL EXPENDITURES	0.00	0.00	0	-839.86	0	0.00	0	0.00	0.00	0.00
NET CHANGE IN FUND BALANCE	0.00	0.00		839.86		0.00		0.00	0.00	0.00



FUND DEPT 2076-043 : TORT IMMUNITY TAX FUND - EMERGENCY MGMT AGCY (EMA)

11/15/2024 5:05:38 PM

PERIOD ENDING 10/31/2024

	ACTUAL LAST YEAR			ACTUAL THIS YEAR				ENCUMBRANCE	BUDGET	UNENCUMBERED BALANCE
	CURRENT MONTH	YEAR TO DATE	%	CURRENT MONTH	%	YEAR TO DATE	%			
EXPENDITURES										
5003 FRINGE BENEFITS	0.00	0.00	0	-2,303.67	0	0.00	0	0.00	0.00	0.00
TOTAL EXPENDITURES	0.00	0.00	0	-2,303.67	0	0.00	0	0.00	0.00	0.00
NET CHANGE IN FUND BALANCE	0.00	0.00		2,303.67		0.00		0.00	0.00	0.00




FUND DEPT 2076-051 : TORT IMMUNITY TAX FUND - JUVENILE DETENTION CENTER

11/15/2024 5:05:38 PM

PERIOD ENDING 10/31/2024

	ACTUAL LAST YEAR			ACTUAL THIS YEAR				ENCUMBRANCE	BUDGET	UNENCUMBERED BALANCE
	CURRENT MONTH	YEAR TO DATE	%	CURRENT MONTH	%	YEAR TO DATE	%			
EXPENDITURES										
5003 FRINGE BENEFITS	0.00	0.00	0	-24,216.80	0	0.00	0	0.00	0.00	0.00
TOTAL EXPENDITURES	0.00	0.00	0	-24,216.80	0	0.00	0	0.00	0.00	0.00
NET CHANGE IN FUND BALANCE	0.00	0.00		24,216.80		0.00		0.00	0.00	0.00




FUND DEPT 2076-052 : TORT IMMUNITY TAX FUND - COURT SERVICES -PROBATION

11/15/2024 5:05:38 PM

PERIOD ENDING 10/31/2024

	ACTUAL LAST YEAR			ACTUAL THIS YEAR				ENCUMBRANCE	BUDGET	UNENCUMBERED BALANCE
	CURRENT MONTH	YEAR TO DATE	%	CURRENT MONTH	%	YEAR TO DATE	%			
EXPENDITURES										
5003 FRINGE BENEFITS	0.00	0.00	0	-28,093.39	0	0.00	0	0.00	0.00	0.00
TOTAL EXPENDITURES	0.00	0.00	0	-28,093.39	0	0.00	0	0.00	0.00	0.00
NET CHANGE IN FUND BALANCE	0.00	0.00		28,093.39		0.00		0.00	0.00	0.00



FUND DEPT 2076-057 : TORT IMMUNITY TAX FUND - DEPUTY SHERIFF MERIT COMM

11/15/2024 5:05:38 PM

PERIOD ENDING 10/31/2024

	ACTUAL LAST YEAR			ACTUAL THIS YEAR				ENCUMBRANCE	BUDGET	UNENCUMBERED BALANCE
	CURRENT MONTH	YEAR TO DATE	%	CURRENT MONTH	%	YEAR TO DATE	%			
EXPENDITURES										
TOTAL EXPENDITURES	0.00	0.00	0	0.00	0	0.00	0	0.00	0.00	0.00
NET CHANGE IN FUND BALANCE	0.00	0.00		0.00		0.00		0.00	0.00	0.00



FUND DEPT 2076-071 : TORT IMMUNITY TAX FUND - PUBLIC PROP (PHYS, PLNT, FAC)

11/15/2024 5:05:38 PM

PERIOD ENDING 10/31/2024

	ACTUAL LAST YEAR			ACTUAL THIS YEAR				ENCUMBRANCE	BUDGET	UNENCUMBERED BALANCE
	CURRENT MONTH	YEAR TO DATE	%	CURRENT MONTH	%	YEAR TO DATE	%			
EXPENDITURES										
5003 FRINGE BENEFITS	0.00	0.00	0	-37,408.14	0	0.00	0	0.00	0.00	0.00
TOTAL EXPENDITURES	0.00	0.00	0	-37,408.14	0	0.00	0	0.00	0.00	0.00
NET CHANGE IN FUND BALANCE	0.00	0.00		37,408.14		0.00		0.00	0.00	0.00



FUND DEPT 2076-075 : TORT IMMUNITY TAX FUND - GENERAL COUNTY

11/15/2024 5:05:38 PM

PERIOD ENDING 10/31/2024

	ACTUAL LAST YEAR			ACTUAL THIS YEAR				ENCUMBRANCE	BUDGET	UNENCUMBERED BALANCE
	CURRENT MONTH	YEAR TO DATE	%	CURRENT MONTH	%	YEAR TO DATE	%			
REVENUES										
4001 PROPERTY TAX	0.00	2,523,902.13	93	0.00	0	2,748,832.32	95	0.00	2,896,732.00	147,899.68
4008 INVESTMENT EARNINGS	32,172.68	51,785.99	0	3,656.89	37	51,151.44	512	0.00	10,000.00	-41,151.44
TOTAL REVENUES	32,172.68	2,575,688.12	95	3,656.89	0	2,799,983.76	96	0.00	2,906,732.00	106,748.24
EXPENDITURES										
5003 FRINGE BENEFITS	80,989.00	875,191.57	75	345,378.84	25	902,973.16	65	0.00	1,390,000.00	487,026.84
5020 SERVICES	0.00	0.00	0	0.00	0	1,375.00	0	0.00	1,500,000.00	1,498,625.00
TOTAL EXPENDITURES	80,989.00	875,191.57	34	345,378.84	12	904,348.16	31	0.00	2,890,000.00	1,985,651.84
OTHER FINANCING SOURCES (USES)										
TOTAL OTHER FINANCING SOURCES (USES)	0.00	0.00		0.00		0.00		0.00	0.00	0.00
NET CHANGE IN FUND BALANCE	-48,816.32	1,700,496.55		-341,721.95		1,895,635.60		0.00	16,732.00	-1,878,903.60



FUND DEPT 2076-077 : TORT IMMUNITY TAX FUND - ZONING AND ENFORCE (P&Z)

11/15/2024 5:05:38 PM

PERIOD ENDING 10/31/2024

	ACTUAL LAST YEAR			ACTUAL THIS YEAR				ENCUMBRANCE	BUDGET	UNENCUMBERED BALANCE
	CURRENT MONTH	YEAR TO DATE	%	CURRENT MONTH	%	YEAR TO DATE	%			
EXPENDITURES										
5003 FRINGE BENEFITS	0.00	0.00	0	-787.68	0	0.00	0	0.00	0.00	0.00
TOTAL EXPENDITURES	0.00	0.00	0	-787.68	0	0.00	0	0.00	0.00	0.00
NET CHANGE IN FUND BALANCE	0.00	0.00		787.68		0.00		0.00	0.00	0.00



FUND DEPT 2076-127 : TORT IMMUNITY TAX FUND - VETERANS ASSISTNC COMSSN

11/15/2024 5:05:38 PM

PERIOD ENDING 10/31/2024

	ACTUAL LAST YEAR			ACTUAL THIS YEAR				ENCUMBRANCE	BUDGET	UNENCUMBERED BALANCE
	CURRENT MONTH	YEAR TO DATE	%	CURRENT MONTH	%	YEAR TO DATE	%			
EXPENDITURES										
5003 FRINGE BENEFITS	0.00	0.00	0	-344.19	0	0.00	0	0.00	0.00	0.00
TOTAL EXPENDITURES	0.00	0.00	0	-344.19	0	0.00	0	0.00	0.00	0.00
NET CHANGE IN FUND BALANCE	0.00	0.00		344.19		0.00		0.00	0.00	0.00



FUND DEPT 2076-130 : TORT IMMUNITY TAX FUND - CIRC CLK SUPPORT ENFORCE

11/15/2024 5:05:38 PM

PERIOD ENDING 10/31/2024

	ACTUAL LAST YEAR			ACTUAL THIS YEAR				ENCUMBRANCE	BUDGET	UNENCUMBERED BALANCE
	CURRENT MONTH	YEAR TO DATE	%	CURRENT MONTH	%	YEAR TO DATE	%			
EXPENDITURES										
TOTAL EXPENDITURES	0.00	0.00	0	0.00	0	0.00	0	0.00	0.00	0.00
NET CHANGE IN FUND BALANCE	0.00	0.00		0.00		0.00		0.00	0.00	0.00



FUND DEPT 2076-140 : TORT IMMUNITY TAX FUND - CORRECTIONAL CENTER

11/15/2024 5:05:38 PM

PERIOD ENDING 10/31/2024

	ACTUAL LAST YEAR			ACTUAL THIS YEAR				ENCUMBRANCE	BUDGET	UNENCUMBERED BALANCE
	CURRENT MONTH	YEAR TO DATE	%	CURRENT MONTH	%	YEAR TO DATE	%			
EXPENDITURES										
5003 FRINGE BENEFITS	0.00	0.00	0	-68,757.95	0	0.00	0	0.00	0.00	0.00
TOTAL EXPENDITURES	0.00	0.00	0	-68,757.95	0	0.00	0	0.00	0.00	0.00
NET CHANGE IN FUND BALANCE	0.00	0.00		68,757.95		0.00		0.00	0.00	0.00



FUND DEPT 2083-060 : COUNTY HIGHWAY - HIGHWAY

11/15/2024 5:05:38 PM

PERIOD ENDING 10/31/2024

	ACTUAL LAST YEAR			ACTUAL THIS YEAR				ENCUMBRANCE	BUDGET	UNENCUMBERED BALANCE
	CURRENT MONTH	YEAR TO DATE	%	CURRENT MONTH	%	YEAR TO DATE	%			
REVENUES										
4001 PROPERTY TAX	0.00	2,949,884.06	93	0.00	0	3,212,084.51	95	0.00	3,384,576.00	172,491.49
4004 INTERGOVERNMENTAL REVENUE	0.00	156,777.75	63	0.00	0	-5,876.56	-2	0.00	250,000.00	255,876.56
4007 CHARGES FOR SERVICES	9,541.64	216,780.63	39	13,471.57	2	189,245.01	34	0.00	555,000.00	365,754.99
4008 INVESTMENT EARNINGS	263,859.90	100,667.39	251 7	16,032.47	27	126,977.89	212	0.00	60,000.00	-66,977.89
4009 MISCELLANEOUS REVENUES	0.00	2,342.40	0	100.00	0	52,762.33	0	0.00	0.00	-52,762.33
TOTAL REVENUES	273,401.54	3,426,452.23	86	29,604.04	1	3,575,193.18	84	0.00	4,249,576.00	674,382.82
EXPENDITURES										
5001 SALARIES AND WAGES	107,714.34	1,216,395.37	73	101,517.73	6	1,149,422.50	68	0.00	1,690,422.00	540,999.50
5003 FRINGE BENEFITS	16,961.49	349,974.42	64	34,442.71	5	358,565.94	55	0.00	646,670.00	288,104.06
5010 COMMODITIES	5,259.06	175,921.00	55	33,995.60	6	452,162.99	78	0.00	576,700.00	124,537.01
5020 SERVICES	49,719.19	406,180.80	59	18,388.36	4	217,003.51	49	0.00	446,754.00	229,750.49
8000 CAPITAL OUTLAY	0.00	729,189.96	76	0.00	0	346,375.34	43	18,100.00	811,030.00	446,554.66
TOTAL EXPENDITURES	179,654.08	2,877,661.55	69	188,344.40	5	2,523,530.28	60	18,100.00	4,171,576.00	1,629,945.72
OTHER FINANCING SOURCES (USES)										
6001 OTHER FINANCING SOURCES	0.00	0.00	0	0.00	0	0.00	0	0.00	50,000.00	50,000.00
7001 OTHER FINANCING USES	0.00	-120,000.00	100	0.00	0	-128,000.00	100	0.00	-128,000.00	0.00
TOTAL OTHER FINANCING SOURCES (USES)	0.00	-120,000.00		0.00		-128,000.00		0.00	-78,000.00	50,000.00
NET CHANGE IN FUND BALANCE	93,747.46	428,790.68		-158,740.36		923,662.90		-18,100.00	0.00	-905,562.90



FUND DEPT 2083-062 : COUNTY HIGHWAY - HIGHWAY BUILDING CAPITAL

11/15/2024 5:05:38 PM

PERIOD ENDING 10/31/2024

	ACTUAL LAST YEAR			ACTUAL THIS YEAR				ENCUMBRANCE	BUDGET	UNENCUMBERED BALANCE
	CURRENT MONTH	YEAR TO DATE	%	CURRENT MONTH	%	YEAR TO DATE	%			
REVENUES										
TOTAL REVENUES	0.00	0.00	0	0.00	0	0.00	0	0.00	0.00	0.00
EXPENDITURES										
5020 SERVICES	0.00	0.00	0	0.00	0	0.00	0	0.00	25,000.00	25,000.00
8000 CAPITAL OUTLAY	0.00	0.00	0	185,271.30	67	185,271.30	67	0.00	275,000.00	89,728.70
TOTAL EXPENDITURES	0.00	0.00	0	185,271.30	62	185,271.30	62	0.00	300,000.00	114,728.70
OTHER FINANCING SOURCES (USES)										
6001 OTHER FINANCING SOURCES	0.00	120,000.00	100	0.00	0	128,000.00	100	0.00	128,000.00	0.00
TOTAL OTHER FINANCING SOURCES (USES)	0.00	120,000.00		0.00		128,000.00		0.00	128,000.00	0.00
NET CHANGE IN FUND BALANCE	0.00	120,000.00		-185,271.30		-57,271.30		0.00	-172,000.00	-114,728.70



FUND DEPT 2084-060 : COUNTY BRIDGE - HIGHWAY

11/15/2024 5:05:38 PM

PERIOD ENDING 10/31/2024

	ACTUAL LAST YEAR			ACTUAL THIS YEAR				ENCUMBRANCE	BUDGET	UNENCUMBERED BALANCE
	CURRENT MONTH	YEAR TO DATE	%	CURRENT MONTH	%	YEAR TO DATE	%			
REVENUES										
4001 PROPERTY TAX	0.00	1,479,499.18	93	0.00	0	1,613,649.84	95	0.00	1,697,636.00	83,986.16
4008 INVESTMENT EARNINGS	158,427.08	76,673.86	766 7	13,217.57	44	100,415.49	335	0.00	30,000.00	-70,415.49
4009 MISCELLANEOUS REVENUES	6,450.00	10,940.00	0	0.00	0	5,500.00	110	0.00	5,000.00	-500.00
TOTAL REVENUES	164,877.08	1,567,113.04	98	13,217.57	1	1,719,565.33	99	0.00	1,732,636.00	13,070.67
EXPENDITURES										
5020 SERVICES	11,612.60	189,840.16	75	-13,276.48	-4	65,581.78	22	0.00	300,000.00	234,418.22
8000 CAPITAL OUTLAY	0.00	874,386.41	65	132,267.07	9	177,247.65	12	0.00	1,432,636.00	1,255,388.35
TOTAL EXPENDITURES	11,612.60	1,064,226.57	67	118,990.59	7	242,829.43	14	0.00	1,732,636.00	1,489,806.57
OTHER FINANCING SOURCES (USES)										
TOTAL OTHER FINANCING SOURCES (USES)	0.00	0.00		0.00		0.00		0.00	0.00	0.00
NET CHANGE IN FUND BALANCE	153,264.48	502,886.47		-105,773.02		1,476,735.90		0.00	0.00	-1,476,735.90



FUND DEPT 2085-060 : COUNTY MOTOR FUEL TAX - HIGHWAY

11/15/2024 5:05:38 PM

PERIOD ENDING 10/31/2024

	ACTUAL LAST YEAR			ACTUAL THIS YEAR				ENCUMBRANCE	BUDGET	UNENCUMBERED BALANCE
	CURRENT MONTH	YEAR TO DATE	%	CURRENT MONTH	%	YEAR TO DATE	%			
REVENUES										
4004 INTERGOVERNMENTAL REVENUE	1,006,863.03	3,619,511.92	100	358,733.46	10	3,104,784.50	87	0.00	3,587,200.00	482,415.50
4007 CHARGES FOR SERVICES	0.00	0.00	0	0.00	0	0.00	0	0.00	2,000.00	2,000.00
4008 INVESTMENT EARNINGS	975,766.73	277,318.38	277 3	37,054.49	15	375,382.46	150	0.00	250,000.00	-125,382.46
4009 MISCELLANEOUS REVENUES	0.00	145.45	0	0.00	0	7,632.80	0	0.00	0.00	-7,632.80
TOTAL REVENUES	1,982,629.76	3,896,975.75	107	395,787.95	10	3,487,799.76	91	0.00	3,839,200.00	351,400.24
EXPENDITURES										
5001 SALARIES AND WAGES	13,928.08	145,788.50	81	14,318.68	8	149,889.80	81	0.00	185,229.00	35,339.20
5010 COMMODITIES	0.00	0.00	0	9,100.47	1	234,979.77	26	0.00	900,000.00	665,020.23
5020 SERVICES	44,696.20	653,823.49	43	274.70	0	321,180.45	44	0.00	735,000.00	413,819.55
8000 CAPITAL OUTLAY	359,331.99	3,327,542.78	55	530,161.60	27	1,654,176.38	83	0.00	2,000,000.00	345,823.62
TOTAL EXPENDITURES	417,956.27	4,127,154.77	53	553,855.45	14	2,360,226.40	62	0.00	3,820,229.00	1,460,002.60
NET CHANGE IN FUND BALANCE	1,564,673.49	-230,179.02		-158,067.50		1,127,573.36		0.00	18,971.00	-1,108,602.36



FUND DEPT 2088-044 : ILL.MUNICIPAL RETIREMENT - NURSING HOME

11/15/2024 5:05:38 PM

PERIOD ENDING 10/31/2024

	ACTUAL LAST YEAR			ACTUAL THIS YEAR				ENCUMBRANCE	BUDGET	UNENCUMBERED BALANCE
	CURRENT MONTH	YEAR TO DATE	%	CURRENT MONTH	%	YEAR TO DATE	%			
EXPENDITURES										
TOTAL EXPENDITURES	0.00	0.00	0	0.00	0	0.00	0	0.00	0.00	0.00
OTHER FINANCING SOURCES (USES)										
TOTAL OTHER FINANCING SOURCES (USES)	0.00	0.00		0.00		0.00		0.00	0.00	0.00
NET CHANGE IN FUND BALANCE	0.00	0.00		0.00		0.00		0.00	0.00	0.00



FUND DEPT 2088-073 : ILL.MUNICIPAL RETIREMENT - ILL.MUNICIPAL RETIREMENT

11/15/2024 5:05:38 PM

PERIOD ENDING 10/31/2024

	ACTUAL LAST YEAR			ACTUAL THIS YEAR				ENCUMBRANCE	BUDGET	UNENCUMBERED BALANCE
	CURRENT MONTH	YEAR TO DATE	%	CURRENT MONTH	%	YEAR TO DATE	%			
REVENUES										
4001 PROPERTY TAX	0.00	1,891,747.95	93	0.00	0	1,913,994.64	95	0.00	2,019,440.00	105,445.36
4004 INTERGOVERNMENTAL REVENUE	0.00	124,000.00	100	0.00	0	0.00	0	0.00	124,000.00	124,000.00
4008 INVESTMENT EARNINGS	22,846.96	50,350.68	100 70	2,714.20	18	57,435.94	383	0.00	15,000.00	-42,435.94
TOTAL REVENUES	22,846.96	2,066,098.63	95	2,714.20	0	1,971,430.58	91	0.00	2,158,440.00	187,009.42
EXPENDITURES										
5003 FRINGE BENEFITS	123,740.04	1,789,696.33	83	158,323.03	7	1,419,450.15	66	0.00	2,163,962.00	744,511.85
TOTAL EXPENDITURES	123,740.04	1,789,696.33	83	158,323.03	7	1,419,450.15	66	0.00	2,163,962.00	744,511.85
OTHER FINANCING SOURCES (USES)										
6001 OTHER FINANCING SOURCES	0.00	0.00	0	0.00	0	0.00	0	0.00	6,556.00	6,556.00
TOTAL OTHER FINANCING SOURCES (USES)	0.00	0.00		0.00		0.00		0.00	6,556.00	6,556.00
NET CHANGE IN FUND BALANCE	-100,893.08	276,402.30		-155,608.83		551,980.43		0.00	1,034.00	-550,946.43



FUND DEPT 2089-018 : COUNTY PUBLIC HEALTH FUND - C-U PUBLIC HEALTH DISTRICT

11/15/2024 5:05:38 PM

PERIOD ENDING 10/31/2024

	ACTUAL LAST YEAR			ACTUAL THIS YEAR				ENCUMBRANCE	BUDGET	UNENCUMBERED BALANCE
	CURRENT MONTH	YEAR TO DATE	%	CURRENT MONTH	%	YEAR TO DATE	%			
REVENUES										
4001 PROPERTY TAX	0.00	782,214.36	92	0.00	0	848,987.36	94	0.00	898,763.00	49,775.64
TOTAL REVENUES	0.00	782,214.36	92	0.00	0	848,987.36	94	0.00	898,763.00	49,775.64
EXPENDITURES										
5020 SERVICES	0.00	782,964.20	92	0.00	0	547,660.53	61	0.00	898,763.00	351,102.47
TOTAL EXPENDITURES	0.00	782,964.20	92	0.00	0	547,660.53	61	0.00	898,763.00	351,102.47
NET CHANGE IN FUND BALANCE	0.00	-749.84		0.00		301,326.83		0.00	0.00	-301,326.83



FUND DEPT 2089-049 : COUNTY PUBLIC HEALTH FUND - BOARD OF HEALTH

11/15/2024 5:05:38 PM

PERIOD ENDING 10/31/2024

	ACTUAL LAST YEAR			ACTUAL THIS YEAR				ENCUMBRANCE	BUDGET	UNENCUMBERED BALANCE
	CURRENT MONTH	YEAR TO DATE	%	CURRENT MONTH	%	YEAR TO DATE	%			
REVENUES										
4001 PROPERTY TAX	0.00	614,846.47	92	0.00	0	673,037.54	95	0.00	705,538.00	32,500.46
4004 INTERGOVERNMENTAL REVENUE	0.00	221,993.17	48	0.00	0	185,642.39	52	0.00	356,651.00	171,008.61
4006 LICENSES AND PERMITS	5,520.00	130,887.50	98	7,572.00	6	129,898.50	99	0.00	131,611.00	1,712.50
4008 INVESTMENT EARNINGS	92.55	10,385.01	593	1,385.23	35	22,067.33	552	0.00	4,000.00	-18,067.33
4009 MISCELLANEOUS REVENUES	0.00	8,567.11	139 5	0.00	0	8,383.62	391 8	0.00	214.00	-8,169.62
TOTAL REVENUES	5,612.55	986,679.26	78	8,957.23	1	1,019,029.38	85	0.00	1,198,014.00	178,984.62
EXPENDITURES										
5020 SERVICES	84,507.06	825,411.77	62	6,249.99	0	778,249.43	60	0.00	1,307,263.98	529,014.55
TOTAL EXPENDITURES	84,507.06	825,411.77	62	6,249.99	0	778,249.43	60	0.00	1,307,263.98	529,014.55
OTHER FINANCING SOURCES (USES)										
TOTAL OTHER FINANCING SOURCES (USES)	0.00	0.00		0.00		0.00		0.00	0.00	0.00
NET CHANGE IN FUND BALANCE	-78,894.51	161,267.49		2,707.24		240,779.95		0.00	-109,249.98	-350,029.93



FUND DEPT 2090-053 : MENTAL HEALTH - MENTAL HEALTH BOARD

11/15/2024 5:05:38 PM

PERIOD ENDING 10/31/2024

	ACTUAL LAST YEAR			ACTUAL THIS YEAR				ENCUMBRANCE	BUDGET	UNENCUMBERED BALANCE
	CURRENT MONTH	YEAR TO DATE	%	CURRENT MONTH	%	YEAR TO DATE	%			
REVENUES										
4001 PROPERTY TAX	0.00	5,501,224.23	93	0.00	0	5,986,344.98	95	0.00	6,311,236.00	324,891.02
4004 INTERGOVERNMENTAL REVENUE	0.00	339,260.00	83	35,447.00	8	354,470.00	83	0.00	425,371.00	70,901.00
4008 INVESTMENT EARNINGS	-5,545.84	41,270.75	137 6	5,447.56	10	78,433.15	139	0.00	56,268.00	-22,165.15
4009 MISCELLANEOUS REVENUES	3,240.00	21,795.00	52	1,525.00	3	18,616.78	41	0.00	45,000.00	26,383.22
TOTAL REVENUES	-2,305.84	5,903,549.98	93	42,419.56	1	6,437,864.91	94	0.00	6,837,875.00	400,010.09
EXPENDITURES										
5001 SALARIES AND WAGES	36,554.18	376,738.06	78	38,278.04	8	394,294.70	79	0.00	501,828.00	107,533.30
5003 FRINGE BENEFITS	3,767.26	82,109.81	65	8,349.77	6	82,223.09	57	0.00	144,555.00	62,331.91
5010 COMMODITIES	4,486.25	13,668.87	62	1,100.63	6	11,039.92	60	0.00	18,485.00	7,445.08
5020 SERVICES	477,207.30	4,636,392.36	83	477,334.87	7	5,155,293.94	80	0.00	6,417,881.00	1,262,587.06
TOTAL EXPENDITURES	522,014.99	5,108,909.10	82	525,063.31	7	5,642,851.65	80	0.00	7,082,749.00	1,439,897.35
OTHER FINANCING SOURCES (USES)										
7001 OTHER FINANCING USES	0.00	-127,535.00	88	0.00	0	0.00	0	0.00	-7,000.00	-7,000.00
TOTAL OTHER FINANCING SOURCES (USES)	0.00	-127,535.00		0.00		0.00		0.00	-7,000.00	-7,000.00
NET CHANGE IN FUND BALANCE	-524,320.83	667,105.88		-482,643.75		795,013.26		0.00	-251,874.00	-1,046,887.26



FUND DEPT 2091-047 : ANIMAL CONTROL - ANIMAL CONTROL ADMIN

11/15/2024 5:05:38 PM

PERIOD ENDING 10/31/2024

	ACTUAL LAST YEAR			ACTUAL THIS YEAR				ENCUMBRANCE	BUDGET	UNENCUMBERED BALANCE
	CURRENT MONTH	YEAR TO DATE	%	CURRENT MONTH	%	YEAR TO DATE	%			
REVENUES										
4006 LICENSES AND PERMITS	19,899.00	161,320.00	48	5,066.00	2	204,171.00	61	0.00	335,000.00	130,829.00
4008 INVESTMENT EARNINGS	-7,820.73	1,195.76	120	620.82	62	18,207.72	182 1	0.00	1,000.00	-17,207.72
4009 MISCELLANEOUS REVENUES	0.00	1,069.00	0	0.00	0	5.00	0	0.00	0.00	-5.00
TOTAL REVENUES	12,078.27	163,584.76	49	5,686.82	2	222,383.72	66	0.00	336,000.00	113,616.28
EXPENDITURES										
5001 SALARIES AND WAGES	13,953.46	140,807.83	86	11,716.00	8	148,420.78	100	0.00	148,169.00	-251.78
5003 FRINGE BENEFITS	1,924.26	30,047.24	45	3,757.16	8	39,898.78	85	0.00	46,971.00	7,072.22
5010 COMMODITIES	976.53	10,801.93	73	1,082.46	12	6,578.67	74	0.00	8,902.80	2,324.13
5020 SERVICES	89.39	8,920.21	22	54.02	1	5,149.40	81	0.00	6,360.81	1,211.41
TOTAL EXPENDITURES	16,943.64	190,577.21	67	16,609.64	8	200,047.63	95	0.00	210,403.61	10,355.98
OTHER FINANCING SOURCES (USES)										
TOTAL OTHER FINANCING SOURCES (USES)	0.00	0.00		0.00		0.00		0.00	0.00	0.00
NET CHANGE IN FUND BALANCE	-4,865.37	-26,992.45		-10,922.82		22,336.09		0.00	125,596.39	103,260.30



FUND DEPT 2091-247 : ANIMAL CONTROL - ANIMAL WARDEN SERVICES

11/15/2024 5:05:38 PM

PERIOD ENDING 10/31/2024

	ACTUAL LAST YEAR			ACTUAL THIS YEAR				ENCUMBRANCE	BUDGET	UNENCUMBERED BALANCE
	CURRENT MONTH	YEAR TO DATE	%	CURRENT MONTH	%	YEAR TO DATE	%			
REVENUES										
4004 INTERGOVERNMENTAL REVENUE	36,136.01	237,368.46	126	73,531.08	38	237,783.67	123	0.00	192,995.00	-44,788.67
4005 FINES AND FORFEITURES	250.00	5,150.00	47	75.00	1	1,775.00	18	0.00	10,000.00	8,225.00
TOTAL REVENUES	36,386.01	242,518.46	122	73,606.08	36	239,558.67	118	0.00	202,995.00	-36,563.67
EXPENDITURES										
5001 SALARIES AND WAGES	6,946.26	67,159.47	47	10,665.00	8	100,441.81	77	0.00	129,987.73	29,545.92
5003 FRINGE BENEFITS	1,062.07	9,253.85	15	3,459.22	6	31,629.46	55	0.00	57,683.00	26,053.54
5010 COMMODITIES	0.00	17,701.73	71	1,407.00	5	20,071.00	73	542.37	27,464.05	6,850.68
5020 SERVICES	376.00	14,735.03	58	918.65	5	9,763.05	54	1,224.00	18,026.95	7,039.90
8000 CAPITAL OUTLAY	0.00	0.00	0	0.00	0	0.00	0	21,562.16	21,562.16	0.00
TOTAL EXPENDITURES	8,384.33	108,850.08	42	16,449.87	6	161,905.32	64	23,328.53	254,723.89	69,490.04
NET CHANGE IN FUND BALANCE	28,001.68	133,668.38		57,156.21		77,653.35		-23,328.53	-51,728.89	-106,053.71



FUND DEPT 2091-248 : ANIMAL CONTROL - ANIMAL IMPOUND SERVICES

11/15/2024 5:05:38 PM

PERIOD ENDING 10/31/2024

	ACTUAL LAST YEAR			ACTUAL THIS YEAR				ENCUMBRANCE	BUDGET	UNENCUMBERED BALANCE
	CURRENT MONTH	YEAR TO DATE	%	CURRENT MONTH	%	YEAR TO DATE	%			
REVENUES										
4004 INTERGOVERNMENTAL REVENUE	23,718.63	122,798.12	51	48,357.19	19	143,055.21	58	0.00	248,345.00	105,289.79
4005 FINES AND FORFEITURES	45.00	12,624.00	84	0.00	0	7,850.00	52	0.00	15,000.00	7,150.00
4009 MISCELLANEOUS REVENUES	482.00	604.00	0	174.00	0	5,104.00	0	0.00	0.00	-5,104.00
TOTAL REVENUES	24,245.63	136,026.12	53	48,531.19	18	156,009.21	59	0.00	263,345.00	107,335.79
EXPENDITURES										
5001 SALARIES AND WAGES	10,330.27	110,647.99	69	11,845.72	6	114,428.90	57	0.00	202,515.27	88,086.37
5003 FRINGE BENEFITS	1,356.18	21,025.87	40	2,744.21	3	19,415.16	24	0.00	80,480.00	61,064.84
5010 COMMODITIES	3,060.76	35,739.69	98	1,854.41	3	46,704.68	67	0.00	69,747.43	23,042.75
5020 SERVICES	1,103.98	20,130.42	147	1,589.48	6	19,798.02	79	0.00	25,085.80	5,287.78
8000 CAPITAL OUTLAY	0.00	0.00	0	0.00	0	0.00	0	0.00	150,000.00	150,000.00
TOTAL EXPENDITURES	15,851.19	187,543.97	71	18,033.82	3	200,346.76	38	0.00	527,828.50	327,481.74
NET CHANGE IN FUND BALANCE	8,394.44	-51,517.85		30,497.37		-44,337.55		0.00	-264,483.50	-220,145.95



FUND DEPT 2092-074 : LAW LIBRARY - LAW LIBRARY

11/15/2024 5:05:38 PM

PERIOD ENDING 10/31/2024

	ACTUAL LAST YEAR			ACTUAL THIS YEAR				ENCUMBRANCE	BUDGET	UNENCUMBERED BALANCE
	CURRENT MONTH	YEAR TO DATE	%	CURRENT MONTH	%	YEAR TO DATE	%			
REVENUES										
4007 CHARGES FOR SERVICES	6,043.50	64,527.75	92	7,773.25	9	75,960.25	89	0.00	85,000.00	9,039.75
4008 INVESTMENT EARNINGS	-1,071.63	1,727.01	172 7	243.30	8	6,122.79	204	0.00	3,000.00	-3,122.79
4009 MISCELLANEOUS REVENUES	0.00	560.00	0	0.00	0	415.00	0	0.00	0.00	-415.00
TOTAL REVENUES	4,971.87	66,814.76	95	8,016.55	9	82,498.04	94	0.00	88,000.00	5,501.96
EXPENDITURES										
5003 FRINGE BENEFITS	0.00	0.00	0	468.38	3	2,224.81	13	0.00	17,025.00	14,800.19
5010 COMMODITIES	1,830.82	24,169.99	85	1,446.91	6	22,312.31	87	0.00	25,759.00	3,446.69
5020 SERVICES	622.80	16,590.58	48	4,948.24	14	20,801.97	58	0.00	35,826.00	15,024.03
TOTAL EXPENDITURES	2,453.62	40,760.57	65	6,863.53	9	45,339.09	58	0.00	78,610.00	33,270.91
OTHER FINANCING SOURCES (USES)										
TOTAL OTHER FINANCING SOURCES (USES)	0.00	0.00		0.00		0.00		0.00	0.00	0.00
NET CHANGE IN FUND BALANCE	2,518.25	26,054.19		1,153.02		37,158.95		0.00	9,390.00	-27,768.95




FUND DEPT 2093-031 : FORECLOSURE MEDIATION FND - CIRCUIT COURT

11/15/2024 5:05:38 PM

PERIOD ENDING 10/31/2024

	ACTUAL LAST YEAR			ACTUAL THIS YEAR				ENCUMBRANCE	BUDGET	UNENCUMBERED BALANCE
	CURRENT MONTH	YEAR TO DATE	%	CURRENT MONTH	%	YEAR TO DATE	%			
REVENUES										
4007 CHARGES FOR SERVICES	1,200.00	5,350.00	54	1,100.00	11	9,700.00	97	0.00	10,000.00	300.00
4008 INVESTMENT EARNINGS	-62.45	250.89	627	60.13	24	1,476.64	591	0.00	250.00	-1,226.64
TOTAL REVENUES	1,137.55	5,600.89	56	1,160.13	11	11,176.64	109	0.00	10,250.00	-926.64
EXPENDITURES										
5010 COMMODITIES	0.00	0.00	0	0.00	0	0.00	0	0.00	100.00	100.00
5020 SERVICES	0.00	67.47	1	7.38	0	225.00	4	0.00	5,250.00	5,025.00
TOTAL EXPENDITURES	0.00	67.47	1	7.38	0	225.00	4	0.00	5,350.00	5,125.00
OTHER FINANCING SOURCES (USES)										
6001 OTHER FINANCING SOURCES	0.00	19,900.00	0	0.00	0	0.00	0	0.00	0.00	0.00
TOTAL OTHER FINANCING SOURCES (USES)	0.00	19,900.00		0.00		0.00		0.00	0.00	0.00
NET CHANGE IN FUND BALANCE	1,137.55	25,433.42		1,152.75		10,951.64		0.00	4,900.00	-6,051.64



FUND DEPT 2101-054 : I/DD SPECIAL INITIATIVES - CILA PROJECT

11/15/2024 5:05:38 PM

PERIOD ENDING 10/31/2024

	ACTUAL LAST YEAR			ACTUAL THIS YEAR				ENCUMBRANCE	BUDGET	UNENCUMBERED BALANCE
	CURRENT MONTH	YEAR TO DATE	%	CURRENT MONTH	%	YEAR TO DATE	%			
REVENUES										
4008 INVESTMENT EARNINGS	-11,929.30	2,274.78	227	571.04	10	18,948.35	316	0.00	6,000.00	-12,948.35
TOTAL REVENUES	-11,929.30	2,274.78	227	571.04	10	18,948.35	316	0.00	6,000.00	-12,948.35
EXPENDITURES										
5010 COMMODITIES	0.00	0.00	0	0.00	0	0.00	0	0.00	5,063.00	5,063.00
5020 SERVICES	23,833.00	95,332.00	28	19,336.00	5	220,346.00	55	0.00	400,937.00	180,591.00
TOTAL EXPENDITURES	23,833.00	95,332.00	27	19,336.00	5	220,346.00	54	0.00	406,000.00	185,654.00
OTHER FINANCING SOURCES (USES)										
6001 OTHER FINANCING SOURCES	0.00	50,000.00	100	0.00	0	0.00	0	0.00	0.00	0.00
TOTAL OTHER FINANCING SOURCES (USES)	0.00	50,000.00		0.00		0.00		0.00	0.00	0.00
NET CHANGE IN FUND BALANCE	-35,762.30	-43,057.22		-18,764.96		-201,397.65		0.00	-400,000.00	-198,602.35



FUND DEPT 2103-060 : HWY FED AID MATCHING FUND - HIGHWAY

11/15/2024 5:05:38 PM

PERIOD ENDING 10/31/2024

	ACTUAL LAST YEAR			ACTUAL THIS YEAR				ENCUMBRANCE	BUDGET	UNENCUMBERED BALANCE
	CURRENT MONTH	YEAR TO DATE	%	CURRENT MONTH	%	YEAR TO DATE	%			
REVENUES										
4001 PROPERTY TAX	0.00	123,686.05	96	0.00	0	137,437.46	97	0.00	142,025.00	4,587.54
4008 INVESTMENT EARNINGS	46,467.11	15,624.61	208 3	2,696.78	18	24,728.07	165	0.00	15,000.00	-9,728.07
TOTAL REVENUES	46,467.11	139,310.66	108	2,696.78	2	162,165.53	103	0.00	157,025.00	-5,140.53
EXPENDITURES										
TOTAL EXPENDITURES	0.00	0.00	0	0.00	0	0.00	0	0.00	0.00	0.00
OTHER FINANCING SOURCES (USES)										
TOTAL OTHER FINANCING SOURCES (USES)	0.00	0.00		0.00		0.00		0.00	0.00	0.00
NET CHANGE IN FUND BALANCE	46,467.11	139,310.66		2,696.78		162,165.53		0.00	157,025.00	-5,140.53



FUND DEPT 2104-104 : EARLY CHILDHOOD FUND - EARLY CHILDHOOD DEVELOPMENT

11/15/2024 5:05:38 PM

PERIOD ENDING 10/31/2024

	ACTUAL LAST YEAR			ACTUAL THIS YEAR				ENCUMBRANCE	BUDGET	UNENCUMBERED BALANCE
	CURRENT MONTH	YEAR TO DATE	%	CURRENT MONTH	%	YEAR TO DATE	%			
REVENUES										
4004 INTERGOVERNMENTAL REVENUE	1,295,138.27	9,847,733.82	75	1,328,151.11	8	10,663,185.61	62	0.00	17,150,570.00	6,487,384.39
4007 CHARGES FOR SERVICES	7,100.00	236,684.50	182	9,107.50	7	69,050.00	54	0.00	128,000.00	58,950.00
4008 INVESTMENT EARNINGS	12,383.72	147,369.17	294 7	15,712.71	21	135,895.78	181	0.00	75,000.00	-60,895.78
4009 MISCELLANEOUS REVENUES	883.95	3,926.39	7	0.00	0	3,345.42	2	0.00	210,000.00	206,654.58
TOTAL REVENUES	1,315,505.94	10,235,713.88	77	1,352,971.32	8	10,871,476.81	62	0.00	17,563,570.00	6,692,093.19
EXPENDITURES										
5001 SALARIES AND WAGES	919,559.09	5,045,371.21	78	524,368.56	6	5,693,690.46	67	0.00	8,531,806.42	2,838,115.96
5003 FRINGE BENEFITS	96,238.28	1,163,630.76	62	141,292.73	5	1,389,429.25	52	0.00	2,683,826.15	1,294,396.90
5010 COMMODITIES	91,757.33	629,362.80	78	185,094.09	10	812,098.09	44	90,557.20	1,852,025.44	949,370.15
5020 SERVICES	282,191.43	2,153,222.18	74	322,503.53	5	2,098,077.65	35	6,200.00	5,921,939.41	3,817,661.76
8000 CAPITAL OUTLAY	0.00	375,571.83	92	0.00	0	0.00	0	192,454.94	348,972.58	156,517.64
TOTAL EXPENDITURES	1,389,746.13	9,367,158.78	75	1,173,258.91	6	9,993,295.45	52	289,212.14	19,338,570.00	9,056,062.41
OTHER FINANCING SOURCES (USES)										
7001 OTHER FINANCING USES	0.00	0.00	0	0.00	0	0.00	0	0.00	-725,000.00	-725,000.00
TOTAL OTHER FINANCING SOURCES (USES)	0.00	0.00		0.00		0.00		0.00	-725,000.00	-725,000.00
NET CHANGE IN FUND BALANCE	-74,240.19	868,555.10		179,712.41		878,181.36		-289,212.14	-2,500,000.00	-3,088,969.22



FUND DEPT 2106-010 : PUBL SAFETY SALES TAX FND - COUNTY BOARD

11/15/2024 5:05:38 PM

PERIOD ENDING 10/31/2024

	ACTUAL LAST YEAR			ACTUAL THIS YEAR				ENCUMBRANCE	BUDGET	UNENCUMBERED BALANCE
	CURRENT MONTH	YEAR TO DATE	%	CURRENT MONTH	%	YEAR TO DATE	%			
REVENUES										
4002 LOCAL SALES TAX	268,316.03	1,888,152.97	55	0.00	0	1,774,339.56	48	0.00	3,726,358.00	1,952,018.44
4008 INVESTMENT EARNINGS	76,197.71	184,497.85	369 0	10,471.58	26	262,565.25	656	0.00	40,000.00	-222,565.25
TOTAL REVENUES	344,513.74	2,072,650.82	60	10,471.58	0	2,036,904.81	54	0.00	3,766,358.00	1,729,453.19
EXPENDITURES										
5002 LAW ENFORCEMENT SALARIES	0.00	0.00	0	0.00	0	26,251.50	25	0.00	105,006.00	78,754.50
5003 FRINGE BENEFITS	0.00	0.00	0	0.00	0	3,750.00	25	0.00	15,000.00	11,250.00
5010 COMMODITIES	0.00	0.00	0	2,152.30	6	36,893.55	99	0.00	37,400.00	506.45
5020 SERVICES	65,996.87	802,872.86	80	140,261.67	11	1,081,813.35	88	0.00	1,228,887.90	147,074.55
TOTAL EXPENDITURES	65,996.87	802,872.86	79	142,413.97	10	1,148,708.40	83	0.00	1,386,293.90	237,585.50
OTHER FINANCING SOURCES (USES)										
7001 OTHER FINANCING USES	0.00	0.00	0	0.00	0	0.00	0	0.00	-2,025,358.00	-2,025,358.00
TOTAL OTHER FINANCING SOURCES (USES)	0.00	0.00		0.00		0.00		0.00	-2,025,358.00	-2,025,358.00
NET CHANGE IN FUND BALANCE	278,516.87	1,269,777.96		-131,942.39		888,196.41		0.00	354,706.10	-533,490.31




FUND DEPT 2106-013 : PUBL SAFETY SALES TAX FND - DEBT SERVICE

11/15/2024 5:05:38 PM

PERIOD ENDING 10/31/2024

	ACTUAL LAST YEAR			ACTUAL THIS YEAR				ENCUMBRANCE	BUDGET	UNENCUMBERED BALANCE
	CURRENT MONTH	YEAR TO DATE	%	CURRENT MONTH	%	YEAR TO DATE	%			
REVENUES										
4002 LOCAL SALES TAX	262,466.00	1,837,262.00	58	0.00	0	1,519,026.00	50	0.00	3,056,642.00	1,537,616.00
TOTAL REVENUES	262,466.00	1,837,262.00	58	0.00	0	1,519,026.00	50	0.00	3,056,642.00	1,537,616.00
EXPENDITURES										
5050 INTEREST AND FISCAL CHARGES	0.00	668,720.03	22	0.00	0	608,320.95	20	0.00	3,056,642.00	2,448,321.05
TOTAL EXPENDITURES	0.00	668,720.03	22	0.00	0	608,320.95	20	0.00	3,056,642.00	2,448,321.05
NET CHANGE IN FUND BALANCE	262,466.00	1,168,541.97		0.00		910,705.05		0.00	0.00	-910,705.05



FUND DEPT 2106-060 : PUBL SAFETY SALES TAX FND - HIGHWAY

11/15/2024 5:05:38 PM

PERIOD ENDING 10/31/2024

	ACTUAL LAST YEAR			ACTUAL THIS YEAR				ENCUMBRANCE	BUDGET	UNENCUMBERED BALANCE
	CURRENT MONTH	YEAR TO DATE	%	CURRENT MONTH	%	YEAR TO DATE	%			
REVENUES										
TOTAL REVENUES	0.00	0.00	0	0.00	0	0.00	0	0.00	0.00	0.00
NET CHANGE IN FUND BALANCE	0.00	0.00		0.00		0.00		0.00	0.00	0.00




FUND DEPT 2106-230 : PUBL SAFETY SALES TAX FND - JUSTICE SYS TECHNOLGY PRJ

11/15/2024 5:05:38 PM

PERIOD ENDING 10/31/2024

	ACTUAL LAST YEAR			ACTUAL THIS YEAR				ENCUMBRANCE	BUDGET	UNENCUMBERED BALANCE
	CURRENT MONTH	YEAR TO DATE	%	CURRENT MONTH	%	YEAR TO DATE	%			
EXPENDITURES										
5020 SERVICES	0.00	30,832.68	14	0.00	0	137,682.68	89	0.00	155,000.00	17,317.32
TOTAL EXPENDITURES	0.00	30,832.68	14	0.00	0	137,682.68	89	0.00	155,000.00	17,317.32
NET CHANGE IN FUND BALANCE	0.00	-30,832.68		0.00		-137,682.68		0.00	-155,000.00	-17,317.32



FUND DEPT 2106-237 : PUBL SAFETY SALES TAX FND - DELINQ PREVENTION GRANTS

11/15/2024 5:05:38 PM

PERIOD ENDING 10/31/2024

	ACTUAL LAST YEAR			ACTUAL THIS YEAR				ENCUMBRANCE	BUDGET	UNENCUMBERED BALANCE
	CURRENT MONTH	YEAR TO DATE	%	CURRENT MONTH	%	YEAR TO DATE	%			
EXPENDITURES										
5020 SERVICES	0.00	266,666.60	83	0.00	0	277,083.30	83	0.00	332,500.00	55,416.70
TOTAL EXPENDITURES	0.00	266,666.60	83	0.00	0	277,083.30	83	0.00	332,500.00	55,416.70
NET CHANGE IN FUND BALANCE	0.00	-266,666.60		0.00		-277,083.30		0.00	-332,500.00	-55,416.70




FUND DEPT 2107-010 : GEOGRAPHIC INF SYS FUND (GIS) - COUNTY BOARD

11/15/2024 5:05:38 PM

PERIOD ENDING 10/31/2024

	ACTUAL LAST YEAR			ACTUAL THIS YEAR				ENCUMBRANCE	BUDGET	UNENCUMBERED BALANCE
	CURRENT MONTH	YEAR TO DATE	%	CURRENT MONTH	%	YEAR TO DATE	%			
REVENUES										
4007 CHARGES FOR SERVICES	21,348.00	200,034.00	61	24,014.00	9	199,614.00	76	0.00	263,000.00	63,386.00
4008 INVESTMENT EARNINGS	-6,405.39	1,714.52	171	458.03	9	13,501.65	270	0.00	5,000.00	-8,501.65
TOTAL REVENUES	14,942.61	201,748.52	61	24,472.03	9	213,115.65	80	0.00	268,000.00	54,884.35
EXPENDITURES										
5020 SERVICES	78,313.00	254,554.00	76	80,662.50	24	261,602.50	76	0.00	343,025.00	81,422.50
TOTAL EXPENDITURES	78,313.00	254,554.00	76	80,662.50	24	261,602.50	76	0.00	343,025.00	81,422.50
NET CHANGE IN FUND BALANCE	-63,370.39	-52,805.48		-56,190.47		-48,486.85		0.00	-75,025.00	-26,538.15




FUND DEPT 2108-050 : DEVLPMNTL DISABILITY FUND - DEVL MNTL DISABILITY BOARD

11/15/2024 5:05:38 PM


PERIOD ENDING 10/31/2024

	ACTUAL LAST YEAR			ACTUAL THIS YEAR				ENCUMBRANCE	BUDGET	UNENCUMBERED BALANCE
	CURRENT MONTH	YEAR TO DATE	%	CURRENT MONTH	%	YEAR TO DATE	%			
REVENUES										
4001 PROPERTY TAX	0.00	4,521,002.57	93	0.00	0	4,917,359.28	95	0.00	5,188,983.00	271,623.72
4008 INVESTMENT EARNINGS	20,735.58	59,711.39	298 6	5,206.62	12	82,344.16	184	0.00	44,834.00	-37,510.16
4009 MISCELLANEOUS REVENUES	0.00	1,537.00	31	0.00	0	0.00	0	0.00	5,000.00	5,000.00
TOTAL REVENUES	20,735.58	4,582,250.96	94	5,206.62	0	4,999,703.44	95	0.00	5,238,817.00	239,113.56
EXPENDITURES										
5020 SERVICES	367,939.00	3,877,193.00	80	447,676.00	9	4,143,231.00	79	0.00	5,245,817.00	1,102,586.00
TOTAL EXPENDITURES	367,939.00	3,877,193.00	80	447,676.00	9	4,143,231.00	79	0.00	5,245,817.00	1,102,586.00
OTHER FINANCING SOURCES (USES)										
6001 OTHER FINANCING SOURCES	0.00	0.00	0	0.00	0	0.00	0	0.00	7,000.00	7,000.00
7001 OTHER FINANCING USES	0.00	-50,000.00	100	0.00	0	0.00	0	0.00	0.00	0.00
TOTAL OTHER FINANCING SOURCES (USES)	0.00	-50,000.00		0.00		0.00		0.00	7,000.00	7,000.00
NET CHANGE IN FUND BALANCE	-347,203.42	655,057.96		-442,469.38		856,472.44		0.00	0.00	-856,472.44



PERIOD ENDING 10/31/2024

	ACTUAL LAST YEAR			ACTUAL THIS YEAR				ENCUMBRANCE	BUDGET	UNENCUMBERED BALANCE
	CURRENT MONTH	YEAR TO DATE	%	CURRENT MONTH	%	YEAR TO DATE	%			
REVENUES										
4004 INTERGOVERNMENTAL REVENUE	0.00	0.00	0	502,131.40	3	2,864,299.87	15	0.00	18,880,000.00	16,015,700.13
4007 CHARGES FOR SERVICES	0.00	0.00	0	0.00	0	3,482.14	0	0.00	0.00	-3,482.14
TOTAL REVENUES	0.00	0.00	0	502,131.40	3	2,867,782.01	15	0.00	18,880,000.00	16,012,217.99
EXPENDITURES										
5001 SALARIES AND WAGES	87,687.00	330,704.04	17	115,488.81	5	1,115,896.93	44	0.00	2,531,400.00	1,415,503.07
5003 FRINGE BENEFITS	9,242.62	49,320.90	8	23,893.38	3	217,505.24	30	0.00	723,700.00	506,194.76
5010 COMMODITIES	12,938.37	76,588.40	49	15,714.21	7	137,792.98	60	0.00	228,700.00	90,907.02
5020 SERVICES	69,810.22	302,162.89	14	276,217.05	10	1,897,141.31	66	10,883.50	2,887,100.00	979,075.19
8000 CAPITAL OUTLAY	0.00	258,557.26	41	0.00	0	0.00	0	0.00	12,509,100.00	12,509,100.00
TOTAL EXPENDITURES	179,678.21	1,017,333.49	19	431,313.45	2	3,368,336.46	18	10,883.50	18,880,000.00	15,500,780.04
OTHER FINANCING SOURCES (USES)										
TOTAL OTHER FINANCING SOURCES (USES)	0.00	0.00		0.00		0.00		0.00	0.00	0.00
NET CHANGE IN FUND BALANCE	-179,678.21	-1,017,333.49		70,817.95		-500,554.45		-10,883.50	0.00	511,437.95



FUND DEPT 2110-110 : WORKFORCE DEVELOPMENT FND - WORKFORCE DEVELOPMENT

11/15/2024 5:05:38 PM

PERIOD ENDING 10/31/2024

	ACTUAL LAST YEAR			ACTUAL THIS YEAR				ENCUMBRANCE	BUDGET	UNENCUMBERED BALANCE
	CURRENT MONTH	YEAR TO DATE	%	CURRENT MONTH	%	YEAR TO DATE	%			
REVENUES										
4004 INTERGOVERNMENTAL REVENUE	222,441.01	1,895,115.28	70	121,770.85	3	1,794,994.76	49	0.00	3,678,000.00	1,883,005.24
4007 CHARGES FOR SERVICES	28,489.52	162,150.80	117	16,012.62	5	152,528.76	47	0.00	326,000.00	173,471.24
TOTAL REVENUES	250,930.53	2,057,266.08	72	137,783.47	3	1,947,523.52	49	0.00	4,004,000.00	2,056,476.48
EXPENDITURES										
5001 SALARIES AND WAGES	50,142.49	551,290.35	79	63,351.29	6	621,236.08	57	0.00	1,086,000.00	464,763.92
5003 FRINGE BENEFITS	5,506.85	131,316.95	48	17,680.35	5	154,193.81	41	0.00	373,866.40	219,672.59
5010 COMMODITIES	2,439.60	25,937.69	25	4,839.26	4	29,881.33	27	0.00	112,150.00	82,268.67
5020 SERVICES	302,757.10	1,627,970.03	92	192,261.54	7	1,440,412.66	54	0.00	2,674,983.60	1,234,570.94
TOTAL EXPENDITURES	360,846.04	2,336,515.02	82	278,132.44	7	2,245,723.88	53	0.00	4,247,000.00	2,001,276.12
OTHER FINANCING SOURCES (USES)										
TOTAL OTHER FINANCING SOURCES (USES)	0.00	0.00		0.00		0.00		0.00	0.00	0.00
NET CHANGE IN FUND BALANCE	-109,915.51	-279,248.94		-140,348.97		-298,200.36		0.00	-243,000.00	55,200.36



FUND DEPT 2120-060 : HWY IDOT REBUILD GRANT - HIGHWAY

11/15/2024 5:05:38 PM

PERIOD ENDING 10/31/2024

	ACTUAL LAST YEAR			ACTUAL THIS YEAR				ENCUMBRANCE	BUDGET	UNENCUMBERED BALANCE
	CURRENT MONTH	YEAR TO DATE	%	CURRENT MONTH	%	YEAR TO DATE	%			
REVENUES										
TOTAL REVENUES	0.00	0.00	0	0.00	0	0.00	0	0.00	0.00	0.00
EXPENDITURES										
8000 CAPITAL OUTLAY	609,661.80	1,998,486.35	80	0.00	0	0.00	0	0.00	0.00	0.00
TOTAL EXPENDITURES	609,661.80	1,998,486.35	80	0.00	0	0.00	0	0.00	0.00	0.00
NET CHANGE IN FUND BALANCE	-609,661.80	-1,998,486.35		0.00		0.00		0.00	0.00	0.00



FUND DEPT 2121-060 : TWP IDOT REBUILD GRANT - HIGHWAY

11/15/2024 5:05:38 PM

PERIOD ENDING 10/31/2024

	ACTUAL LAST YEAR			ACTUAL THIS YEAR				ENCUMBRANCE	BUDGET	UNENCUMBERED BALANCE
	CURRENT MONTH	YEAR TO DATE	%	CURRENT MONTH	%	YEAR TO DATE	%			
REVENUES										
TOTAL REVENUES	0.00	0.00	0	0.00	0	0.00	0	0.00	0.00	0.00
EXPENDITURES										
5020 SERVICES	0.00	1,749,095.87	35	0.00	0	0.00	0	0.00	0.00	0.00
TOTAL EXPENDITURES	0.00	1,749,095.87	35	0.00	0	0.00	0	0.00	0.00	0.00
NET CHANGE IN FUND BALANCE	0.00	-1,749,095.87		0.00		0.00		0.00	0.00	0.00



FUND DEPT 2188-044 : SOCIAL SECURITY FUND - NURSING HOME

11/15/2024 5:05:38 PM

PERIOD ENDING 10/31/2024

	ACTUAL LAST YEAR			ACTUAL THIS YEAR				ENCUMBRANCE	BUDGET	UNENCUMBERED BALANCE
	CURRENT MONTH	YEAR TO DATE	%	CURRENT MONTH	%	YEAR TO DATE	%			
EXPENDITURES										
TOTAL EXPENDITURES	0.00	0.00	0	0.00	0	0.00	0	0.00	0.00	0.00
OTHER FINANCING SOURCES (USES)										
TOTAL OTHER FINANCING SOURCES (USES)	0.00	0.00		0.00		0.00		0.00	0.00	0.00
NET CHANGE IN FUND BALANCE	0.00	0.00		0.00		0.00		0.00	0.00	0.00



FUND DEPT 2188-075 : SOCIAL SECURITY FUND - GENERAL COUNTY

11/15/2024 5:05:38 PM

PERIOD ENDING 10/31/2024

	ACTUAL LAST YEAR			ACTUAL THIS YEAR				ENCUMBRANCE	BUDGET	UNENCUMBERED BALANCE
	CURRENT MONTH	YEAR TO DATE	%	CURRENT MONTH	%	YEAR TO DATE	%			
REVENUES										
4001 PROPERTY TAX	0.00	1,873,452.67	93	0.00	0	2,137,971.42	95	0.00	2,253,250.00	115,278.58
4008 INVESTMENT EARNINGS	25,881.01	42,614.80	473 5	1,412.54	16	21,841.43	243	0.00	9,000.00	-12,841.43
4009 MISCELLANEOUS REVENUES	0.00	0.01	0	0.00	0	0.00	0	0.00	0.00	0.00
TOTAL REVENUES	25,881.01	1,916,067.48	95	1,412.54	0	2,159,812.85	95	0.00	2,262,250.00	102,437.15
EXPENDITURES										
5003 FRINGE BENEFITS	143,382.06	1,486,144.45	74	151,815.86	7	1,584,408.76	70	0.00	2,262,250.00	677,841.24
TOTAL EXPENDITURES	143,382.06	1,486,144.45	74	151,815.86	7	1,584,408.76	70	0.00	2,262,250.00	677,841.24
OTHER FINANCING SOURCES (USES)										
TOTAL OTHER FINANCING SOURCES (USES)	0.00	0.00		0.00		0.00		0.00	0.00	0.00
NET CHANGE IN FUND BALANCE	-117,501.05	429,923.03		-150,403.32		575,404.09		0.00	0.00	-575,404.09



FUND DEPT 2474-474 : RPC USDA REVOLVING LOANS - RPC USDA REVOLVING LOANS

11/15/2024 5:05:38 PM

PERIOD ENDING 10/31/2024

	ACTUAL LAST YEAR			ACTUAL THIS YEAR				ENCUMBRANCE	BUDGET	UNENCUMBERED BALANCE
	CURRENT MONTH	YEAR TO DATE	%	CURRENT MONTH	%	YEAR TO DATE	%			
REVENUES										
4008 INVESTMENT EARNINGS	691.98	9,656.55	64	698.54	5	8,987.29	60	0.00	15,040.00	6,052.71
TOTAL REVENUES	691.98	9,656.55	64	698.54	5	8,987.29	60	0.00	15,040.00	6,052.71
EXPENDITURES										
5020 SERVICES	0.00	31,838.00	91	31,838.00	91	31,838.00	91	0.00	35,000.00	3,162.00
TOTAL EXPENDITURES	0.00	31,838.00	91	31,838.00	91	31,838.00	91	0.00	35,000.00	3,162.00
OTHER FINANCING SOURCES (USES)										
7001 OTHER FINANCING USES	0.00	-1,000.13	14	-848.83	11	-2,990.83	37	0.00	-8,000.00	-5,009.17
TOTAL OTHER FINANCING SOURCES (USES)	0.00	-1,000.13		-848.83		-2,990.83		0.00	-8,000.00	-5,009.17
NET CHANGE IN FUND BALANCE	691.98	-23,181.58		-31,988.29		-25,841.54		0.00	-27,960.00	-2,118.46



FUND DEPT 2475-475 : RPC ECON DEVELOPMNT LOANS - RPC ECON DEVELOPMNT LOANS

11/15/2024 5:05:38 PM

PERIOD ENDING 10/31/2024

	ACTUAL LAST YEAR			ACTUAL THIS YEAR				ENCUMBRANCE	BUDGET	UNENCUMBERED BALANCE
	CURRENT MONTH	YEAR TO DATE	%	CURRENT MONTH	%	YEAR TO DATE	%			
REVENUES										
4008 INVESTMENT EARNINGS	14,478.68	165,233.36	199	19,949.07	26	146,134.56	192	0.00	76,000.00	-70,134.56
TOTAL REVENUES	14,478.68	165,233.36	199	19,949.07	26	146,134.56	192	0.00	76,000.00	-70,134.56
EXPENDITURES										
5020 SERVICES	0.00	1,727,748.63	92	0.00	0	0.00	0	0.00	80,000.00	80,000.00
TOTAL EXPENDITURES	0.00	1,727,748.63	92	0.00	0	0.00	0	0.00	80,000.00	80,000.00
OTHER FINANCING SOURCES (USES)										
6001 OTHER FINANCING SOURCES	0.00	0.00	0	0.00	0	0.00	0	0.00	100,000.00	100,000.00
7001 OTHER FINANCING USES	0.00	-6,744.33	9	-2,246.46	2	-20,583.77	15	0.00	-140,000.00	-119,416.23
TOTAL OTHER FINANCING SOURCES (USES)	0.00	-6,744.33		-2,246.46		-20,583.77		0.00	-40,000.00	-19,416.23
NET CHANGE IN FUND BALANCE	14,478.68	-1,569,259.60		17,702.61		125,550.79		0.00	-44,000.00	-169,550.79



FUND DEPT 2500-031 : COUNTY GRANT FUND - CIRCUIT COURT

11/15/2024 5:05:38 PM

PERIOD ENDING 10/31/2024

	ACTUAL LAST YEAR			ACTUAL THIS YEAR				ENCUMBRANCE	BUDGET	UNENCUMBERED BALANCE
	CURRENT MONTH	YEAR TO DATE	%	CURRENT MONTH	%	YEAR TO DATE	%			
REVENUES										
4004 INTERGOVERNMENTAL REVENUE	0.00	0.00	0	0.00	0	-168,624.00	0	0.00	0.00	168,624.00
TOTAL REVENUES	0.00	0.00	0	0.00	0	-168,624.00	0	0.00	0.00	168,624.00
EXPENDITURES										
5001 SALARIES AND WAGES	0.00	0.00	0	0.00	0	-77,875.00	301	0.00	-25,847.25	52,027.75
5003 FRINGE BENEFITS	0.00	0.00	0	0.00	0	-25,780.00	0	0.00	0.00	25,780.00
5010 COMMODITIES	0.00	0.00	0	0.00	0	-6,350.00	0	0.00	0.00	6,350.00
5020 SERVICES	0.00	0.00	0	0.00	0	-58,619.00	0	0.00	0.00	58,619.00
TOTAL EXPENDITURES	0.00	0.00	0	0.00	0	-168,624.00	652	0.00	-25,847.25	142,776.75
NET CHANGE IN FUND BALANCE	0.00	0.00		0.00		0.00		0.00	25,847.25	25,847.25



FUND DEPT 2500-036 : COUNTY GRANT FUND - PUBLIC DEFENDER

11/15/2024 5:05:38 PM

PERIOD ENDING 10/31/2024

	ACTUAL LAST YEAR			ACTUAL THIS YEAR				ENCUMBRANCE	BUDGET	UNENCUMBERED BALANCE
	CURRENT MONTH	YEAR TO DATE	%	CURRENT MONTH	%	YEAR TO DATE	%			
EXPENDITURES										
5001 SALARIES AND WAGES	0.00	0.00	0	0.00	0	0.00	0	0.00	20,000.00	20,000.00
5003 FRINGE BENEFITS	0.00	0.00	0	0.00	0	0.00	0	0.00	5,847.25	5,847.25
TOTAL EXPENDITURES	0.00	0.00	0	0.00	0	0.00	0	0.00	25,847.25	25,847.25
NET CHANGE IN FUND BALANCE	0.00	0.00		0.00		0.00		0.00	-25,847.25	-25,847.25



FUND DEPT 2500-041 : COUNTY GRANT FUND - STATES ATTORNEY

11/15/2024 5:05:38 PM

PERIOD ENDING 10/31/2024

	ACTUAL LAST YEAR			ACTUAL THIS YEAR				ENCUMBRANCE	BUDGET	UNENCUMBERED BALANCE
	CURRENT MONTH	YEAR TO DATE	%	CURRENT MONTH	%	YEAR TO DATE	%			
EXPENDITURES										
TOTAL EXPENDITURES	0.00	0.00	0	0.00	0	0.00	0	0.00	0.00	0.00
NET CHANGE IN FUND BALANCE	0.00	0.00		0.00		0.00		0.00	0.00	0.00



FUND DEPT 2500-075 : COUNTY GRANT FUND - GENERAL COUNTY

11/15/2024 5:05:38 PM

PERIOD ENDING 10/31/2024

	ACTUAL LAST YEAR			ACTUAL THIS YEAR				ENCUMBRANCE	BUDGET	UNENCUMBERED BALANCE
	CURRENT MONTH	YEAR TO DATE	%	CURRENT MONTH	%	YEAR TO DATE	%			
REVENUES										
4004 INTERGOVERNMENTAL REVENUE	0.00	0.00	0	0.00	0	0.00	0	0.00	150,388.69	150,388.69
TOTAL REVENUES	0.00	0.00	0	0.00	0	0.00	0	0.00	150,388.69	150,388.69
EXPENDITURES										
5001 SALARIES AND WAGES	0.00	0.00	0	1,716.00	3	3,520.00	6	0.00	58,669.00	55,149.00
5003 FRINGE BENEFITS	0.00	0.00	0	136.74	14	276.85	29	0.00	948.00	671.15
5010 COMMODITIES	0.00	0.00	0	1,395.00	3	2,615.00	5	0.00	48,785.00	46,170.00
5020 SERVICES	0.00	0.00	0	75.00	0	75.00	0	0.00	41,986.69	41,911.69
TOTAL EXPENDITURES	0.00	0.00	0	3,322.74	2	6,486.85	4	0.00	150,388.69	143,901.84
NET CHANGE IN FUND BALANCE	0.00	0.00		-3,322.74		-6,486.85		0.00	0.00	6,486.85



FUND DEPT 2609-026 : TAX INDEMNITY FUND - COUNTY TREASURER

11/15/2024 5:05:38 PM

PERIOD ENDING 10/31/2024

	ACTUAL LAST YEAR			ACTUAL THIS YEAR				ENCUMBRANCE	BUDGET	UNENCUMBERED BALANCE
	CURRENT MONTH	YEAR TO DATE	%	CURRENT MONTH	%	YEAR TO DATE	%			
REVENUES										
4007 CHARGES FOR SERVICES	0.00	25,938.00	0	100.00	0	4,400.00	0	0.00	0.00	-4,400.00
4008 INVESTMENT EARNINGS	-12,643.73	-6,447.80	0	587.81	13	16,006.57	356	0.00	4,500.00	-11,506.57
TOTAL REVENUES	-12,643.73	19,490.20	0	687.81	15	20,406.57	453	0.00	4,500.00	-15,906.57
EXPENDITURES										
5020 SERVICES	0.00	99,000.00	100	0.00	0	0.00	0	0.00	207,000.00	207,000.00
TOTAL EXPENDITURES	0.00	99,000.00	100	0.00	0	0.00	0	0.00	207,000.00	207,000.00
OTHER FINANCING SOURCES (USES)										
TOTAL OTHER FINANCING SOURCES (USES)	0.00	0.00		0.00		0.00		0.00	0.00	0.00
NET CHANGE IN FUND BALANCE	-12,643.73	-79,509.80		687.81		20,406.57		0.00	-202,500.00	-222,906.57



FUND DEPT 2610-026 : WORKING CASH FUND - COUNTY TREASURER

11/15/2024 5:05:38 PM

PERIOD ENDING 10/31/2024

	ACTUAL LAST YEAR			ACTUAL THIS YEAR				ENCUMBRANCE	BUDGET	UNENCUMBERED BALANCE
	CURRENT MONTH	YEAR TO DATE	%	CURRENT MONTH	%	YEAR TO DATE	%			
REVENUES										
4008 INVESTMENT EARNINGS	-4,876.03	1,952.53	28	456.39	6	12,544.85	157	0.00	8,000.00	-4,544.85
TOTAL REVENUES	-4,876.03	1,952.53	28	456.39	6	12,544.85	157	0.00	8,000.00	-4,544.85
OTHER FINANCING SOURCES (USES)										
7001 OTHER FINANCING USES	0.00	0.00	0	0.00	0	0.00	0	0.00	-8,000.00	-8,000.00
TOTAL OTHER FINANCING SOURCES (USES)	0.00	0.00		0.00		0.00		0.00	-8,000.00	-8,000.00
NET CHANGE IN FUND BALANCE	-4,876.03	1,952.53		456.39		12,544.85		0.00	0.00	-12,544.85



FUND DEPT 2611-022 : COUNTY CLK SURCHARGE FUND - COUNTY CLERK

11/15/2024 5:05:38 PM

PERIOD ENDING 10/31/2024

	ACTUAL LAST YEAR			ACTUAL THIS YEAR				ENCUMBRANCE	BUDGET	UNENCUMBERED BALANCE
	CURRENT MONTH	YEAR TO DATE	%	CURRENT MONTH	%	YEAR TO DATE	%			
REVENUES										
4007 CHARGES FOR SERVICES	0.00	0.00	0	0.00	0	1,003.00	0	0.00	0.00	-1,003.00
TOTAL REVENUES	0.00	0.00	0	0.00	0	1,003.00	0	0.00	0.00	-1,003.00
EXPENDITURES										
TOTAL EXPENDITURES	0.00	0.00	0	0.00	0	0.00	0	0.00	0.00	0.00
NET CHANGE IN FUND BALANCE	0.00	0.00		0.00		1,003.00		0.00	0.00	-1,003.00



FUND DEPT 2612-040 : SHERIFF DRUG FORFEITURES - SHERIFF

11/15/2024 5:05:38 PM

PERIOD ENDING 10/31/2024

	ACTUAL LAST YEAR			ACTUAL THIS YEAR				ENCUMBRANCE	BUDGET	UNENCUMBERED BALANCE
	CURRENT MONTH	YEAR TO DATE	%	CURRENT MONTH	%	YEAR TO DATE	%			
REVENUES										
4005 FINES AND FORFEITURES	0.00	9,786.86	98	0.00	0	17,840.01	178	0.00	10,000.00	-7,840.01
4008 INVESTMENT EARNINGS	-1,812.23	1.76	2	162.69	8	4,270.17	214	0.00	2,000.00	-2,270.17
TOTAL REVENUES	-1,812.23	9,788.62	97	162.69	1	22,110.18	184	0.00	12,000.00	-10,110.18
EXPENDITURES										
5010 COMMODITIES	1,053.82	7,238.37	95	0.00	0	3,891.74	46	0.00	8,500.00	4,608.26
5020 SERVICES	89.24	11,508.24	85	0.00	0	2,537.81	44	0.00	5,800.00	3,262.19
TOTAL EXPENDITURES	1,143.06	18,746.61	89	0.00	0	6,429.55	45	0.00	14,300.00	7,870.45
OTHER FINANCING SOURCES (USES)										
TOTAL OTHER FINANCING SOURCES (USES)	0.00	0.00		0.00		0.00		0.00	0.00	0.00
NET CHANGE IN FUND BALANCE	-2,955.29	-8,957.99		162.69		15,680.63		0.00	-2,300.00	-17,980.63



FUND DEPT 2613-030 : COURT'S AUTOMATION FUND - CIRCUIT CLERK

11/15/2024 5:05:38 PM

PERIOD ENDING 10/31/2024

	ACTUAL LAST YEAR			ACTUAL THIS YEAR				ENCUMBRANCE	BUDGET	UNENCUMBERED BALANCE
	CURRENT MONTH	YEAR TO DATE	%	CURRENT MONTH	%	YEAR TO DATE	%			
REVENUES										
4004 INTERGOVERNMENTAL REVENUE	0.00	52,323.42	100	0.00	0	0.00	0	0.00	0.00	0.00
4007 CHARGES FOR SERVICES	20,316.85	194,988.40	97	19,596.01	9	198,846.94	92	0.00	215,000.00	16,153.06
4008 INVESTMENT EARNINGS	3,856.93	5,401.11	0	233.53	29	5,291.18	661	0.00	800.00	-4,491.18
TOTAL REVENUES	24,173.78	252,712.93	100	19,829.54	9	204,138.12	95	0.00	215,800.00	11,661.88
EXPENDITURES										
5010 COMMODITIES	0.00	61,133.60	52	0.00	0	0.00	0	0.00	10,000.00	10,000.00
5020 SERVICES	0.00	149,403.71	66	0.00	0	199,760.84	100	0.00	199,961.00	200.16
TOTAL EXPENDITURES	0.00	210,537.31	61	0.00	0	199,760.84	95	0.00	209,961.00	10,200.16
OTHER FINANCING SOURCES (USES)										
TOTAL OTHER FINANCING SOURCES (USES)	0.00	0.00		0.00		0.00		0.00	0.00	0.00
NET CHANGE IN FUND BALANCE	24,173.78	42,175.62		19,829.54		4,377.28		0.00	5,839.00	1,461.72



FUND DEPT 2614-023 : RECORDER'S AUTOMATION FND - RECORDER

11/15/2024 5:05:38 PM

PERIOD ENDING 10/31/2024

	ACTUAL LAST YEAR			ACTUAL THIS YEAR				ENCUMBRANCE	BUDGET	UNENCUMBERED BALANCE
	CURRENT MONTH	YEAR TO DATE	%	CURRENT MONTH	%	YEAR TO DATE	%			
REVENUES										
4007 CHARGES FOR SERVICES	17,530.67	154,072.55	86	23,879.71	13	209,858.51	117	0.00	180,000.00	-29,858.51
4008 INVESTMENT EARNINGS	-6,188.08	3,936.84	394	934.42	93	23,337.12	233 4	0.00	1,000.00	-22,337.12
TOTAL REVENUES	11,342.59	158,009.39	87	24,814.13	14	233,195.63	129	0.00	181,000.00	-52,195.63
EXPENDITURES										
5001 SALARIES AND WAGES	1,185.84	12,056.04	44	1,370.40	5	13,228.66	47	0.00	27,933.00	14,704.34
5003 FRINGE BENEFITS	127.24	1,448.60	69	147.74	7	1,618.85	73	0.00	2,224.00	605.15
5010 COMMODITIES	0.00	7,206.85	41	97.30	3	380.80	12	0.00	3,250.00	2,869.20
5020 SERVICES	1,304.21	99,386.20	62	0.00	0	100,779.70	73	0.00	138,593.00	37,813.30
8000 CAPITAL OUTLAY	0.00	0.00	0	0.00	0	0.00	0	0.00	2,840.00	2,840.00
TOTAL EXPENDITURES	2,617.29	120,097.69	57	1,615.44	1	116,008.01	66	0.00	174,840.00	58,831.99
NET CHANGE IN FUND BALANCE	8,725.30	37,911.70		23,198.69		117,187.62		0.00	6,160.00	-111,027.62



FUND DEPT 2615-036 : PUBLIC DEFENDER AUTOMATN - PUBLIC DEFENDER

11/15/2024 5:05:38 PM

PERIOD ENDING 10/31/2024

	ACTUAL LAST YEAR			ACTUAL THIS YEAR				ENCUMBRANCE	BUDGET	UNENCUMBERED BALANCE
	CURRENT MONTH	YEAR TO DATE	%	CURRENT MONTH	%	YEAR TO DATE	%			
REVENUES										
4007 CHARGES FOR SERVICES	393.00	4,005.60	616	481.00	13	4,254.00	117	0.00	3,640.00	-614.00
TOTAL REVENUES	393.00	4,005.60	616	481.00	13	4,254.00	117	0.00	3,640.00	-614.00
EXPENDITURES										
5010 COMMODITIES	0.00	0.00	0	0.00	0	0.00	0	0.00	3,640.00	3,640.00
TOTAL EXPENDITURES	0.00	0.00	0	0.00	0	0.00	0	0.00	3,640.00	3,640.00
NET CHANGE IN FUND BALANCE	393.00	4,005.60		481.00		4,254.00		0.00	0.00	-4,254.00




FUND DEPT 2617-030 : CHILD SUPPORT SERV FUND - CIRCUIT CLERK

11/15/2024 5:05:38 PM

PERIOD ENDING 10/31/2024

	ACTUAL LAST YEAR			ACTUAL THIS YEAR				ENCUMBRANCE	BUDGET	UNENCUMBERED BALANCE
	CURRENT MONTH	YEAR TO DATE	%	CURRENT MONTH	%	YEAR TO DATE	%			
REVENUES										
4007 CHARGES FOR SERVICES	0.00	324.00	3	25.00	1	7,567.00	189	0.00	4,000.00	-3,567.00
4008 INVESTMENT EARNINGS	-585.52	222.71	0	76.46	0	1,967.95	0	0.00	0.00	-1,967.95
TOTAL REVENUES	-585.52	546.71	5	101.46	3	9,534.95	238	0.00	4,000.00	-5,534.95
EXPENDITURES										
5020 SERVICES	0.00	5,000.00	50	0.00	0	0.00	0	0.00	0.00	0.00
TOTAL EXPENDITURES	0.00	5,000.00	50	0.00	0	0.00	0	0.00	0.00	0.00
OTHER FINANCING SOURCES (USES)										
7001 OTHER FINANCING USES	0.00	0.00	0	0.00	0	0.00	0	0.00	-4,000.00	-4,000.00
TOTAL OTHER FINANCING SOURCES (USES)	0.00	0.00		0.00		0.00		0.00	-4,000.00	-4,000.00
NET CHANGE IN FUND BALANCE	-585.52	-4,453.29		101.46		9,534.95		0.00	0.00	-9,534.95



FUND DEPT 2618-051 : PROBATION SERVICES FUND - JUVENILE DETENTION CENTER

11/15/2024 5:05:38 PM

PERIOD ENDING 10/31/2024

	ACTUAL LAST YEAR			ACTUAL THIS YEAR				ENCUMBRANCE	BUDGET	UNENCUMBERED BALANCE
	CURRENT MONTH	YEAR TO DATE	%	CURRENT MONTH	%	YEAR TO DATE	%			
REVENUES										
4007 CHARGES FOR SERVICES	3,435.00	29,162.16	83	2,584.42	7	27,825.85	72	0.00	38,700.00	10,874.15
TOTAL REVENUES	3,435.00	29,162.16	83	2,584.42	7	27,825.85	72	0.00	38,700.00	10,874.15
EXPENDITURES										
5020 SERVICES	0.00	0.00	0	0.00	0	0.00	0	0.00	49,000.00	49,000.00
8000 CAPITAL OUTLAY	0.00	45,720.00	99	0.00	0	16,000.00	100	0.00	16,000.00	0.00
TOTAL EXPENDITURES	0.00	45,720.00	83	0.00	0	16,000.00	25	0.00	65,000.00	49,000.00
OTHER FINANCING SOURCES (USES)										
7001 OTHER FINANCING USES	0.00	0.00	0	0.00	0	0.00	0	0.00	-10,000.00	-10,000.00
TOTAL OTHER FINANCING SOURCES (USES)	0.00	0.00		0.00		0.00		0.00	-10,000.00	-10,000.00
NET CHANGE IN FUND BALANCE	3,435.00	-16,557.84		2,584.42		11,825.85		0.00	-36,300.00	-48,125.85



FUND DEPT 2618-052 : PROBATION SERVICES FUND - COURT SERVICES -PROBATION

11/15/2024 5:05:38 PM

PERIOD ENDING 10/31/2024

	ACTUAL LAST YEAR			ACTUAL THIS YEAR				ENCUMBRANCE	BUDGET	UNENCUMBERED BALANCE
	CURRENT MONTH	YEAR TO DATE	%	CURRENT MONTH	%	YEAR TO DATE	%			
REVENUES										
4007 CHARGES FOR SERVICES	20,334.11	205,352.91	63	18,813.98	7	170,243.55	59	0.00	287,000.00	116,756.45
4008 INVESTMENT EARNINGS	-24,009.72	12,701.37	282	2,597.83	6	70,886.49	177	0.00	40,000.00	-30,886.49
4009 MISCELLANEOUS REVENUES	0.00	3,375.00	675	300.00	60	800.00	160	0.00	500.00	-300.00
TOTAL REVENUES	-3,675.61	221,429.28	67	21,711.81	7	241,930.04	74	0.00	327,500.00	85,569.96
EXPENDITURES										
5010 COMMODITIES	1,224.30	24,737.85	32	2,891.22	4	32,059.24	40	0.00	79,500.00	47,440.76
5020 SERVICES	7,490.16	98,286.19	33	12,718.04	4	116,925.84	35	0.00	334,500.00	217,574.16
TOTAL EXPENDITURES	8,714.46	123,024.04	30	15,609.26	4	148,985.08	36	0.00	414,000.00	265,014.92
OTHER FINANCING SOURCES (USES)										
7001 OTHER FINANCING USES	0.00	0.00	0	0.00	0	0.00	0	0.00	-10,000.00	-10,000.00
TOTAL OTHER FINANCING SOURCES (USES)	0.00	0.00		0.00		0.00		0.00	-10,000.00	-10,000.00
NET CHANGE IN FUND BALANCE	-12,390.07	98,405.24		6,102.55		92,944.96		0.00	-96,500.00	-189,444.96



FUND DEPT 2619-026 : TAX SALE AUTOMATION FUND - COUNTY TREASURER

11/15/2024 5:05:38 PM

PERIOD ENDING 10/31/2024

	ACTUAL LAST YEAR			ACTUAL THIS YEAR				ENCUMBRANCE	BUDGET	UNENCUMBERED BALANCE
	CURRENT MONTH	YEAR TO DATE	%	CURRENT MONTH	%	YEAR TO DATE	%			
REVENUES										
4007 CHARGES FOR SERVICES	342.50	7,733.25	45	2,833.00	17	9,053.00	53	0.00	17,000.00	7,947.00
4008 INVESTMENT EARNINGS	-263.73	-55.70	-28	29.29	15	900.75	450	0.00	200.00	-700.75
TOTAL REVENUES	78.77	7,677.55	44	2,862.29	17	9,953.75	58	0.00	17,200.00	7,246.25
EXPENDITURES										
5001 SALARIES AND WAGES	492.00	12,462.00	108	1,460.00	8	9,063.00	49	0.00	18,500.00	9,437.00
5003 FRINGE BENEFITS	48.40	1,129.21	98	117.03	10	833.34	71	0.00	1,171.00	337.66
5010 COMMODITIES	0.00	0.00	0	0.00	0	0.00	0	0.00	2,000.00	2,000.00
5020 SERVICES	0.00	410.00	16	0.00	0	655.00	26	0.00	2,500.00	1,845.00
TOTAL EXPENDITURES	540.40	14,001.21	82	1,577.03	7	10,551.34	44	0.00	24,171.00	13,619.66
NET CHANGE IN FUND BALANCE	-461.63	-6,323.66		1,285.26		-597.59		0.00	-6,971.00	-6,373.41



FUND DEPT 2621-041 : STS ATTY DRUG FORFEITURES - STATES ATTORNEY

11/15/2024 5:05:38 PM

PERIOD ENDING 10/31/2024

	ACTUAL LAST YEAR			ACTUAL THIS YEAR				ENCUMBRANCE	BUDGET	UNENCUMBERED BALANCE
	CURRENT MONTH	YEAR TO DATE	%	CURRENT MONTH	%	YEAR TO DATE	%			
REVENUES										
4005 FINES AND FORFEITURES	22,050.09	46,622.20	194	7,859.53	33	23,657.25	99	0.00	24,000.00	342.75
4008 INVESTMENT EARNINGS			-							
	-2,825.17	-1,242.47	165	102.04	8	2,540.15	203	0.00	1,250.00	-1,290.15
			7							
TOTAL REVENUES	19,224.92	45,379.73	188	7,961.57	32	26,197.40	104	0.00	25,250.00	-947.40
EXPENDITURES										
5010 COMMODITIES	5,969.24	47,268.11	89	0.00	0	0.00	0	0.00	10,725.00	10,725.00
5020 SERVICES	7,542.99	26,034.04	48	0.00	0	4,871.00	20	0.00	24,275.00	19,404.00
TOTAL EXPENDITURES	13,512.23	73,302.15	68	0.00	0	4,871.00	14	0.00	35,000.00	30,129.00
OTHER FINANCING SOURCES (USES)										
TOTAL OTHER FINANCING SOURCES (USES)	0.00	0.00		0.00		0.00		0.00	0.00	0.00
NET CHANGE IN FUND BALANCE	5,712.69	-27,922.42		7,961.57		21,326.40		0.00	-9,750.00	-31,076.40



FUND DEPT 2627-026 : PROPERTY TAX INT FEE FUND - COUNTY TREASURER

11/15/2024 5:05:38 PM

PERIOD ENDING 10/31/2024

	ACTUAL LAST YEAR			ACTUAL THIS YEAR				ENCUMBRANCE	BUDGET	UNENCUMBERED BALANCE
	CURRENT MONTH	YEAR TO DATE	%	CURRENT MONTH	%	YEAR TO DATE	%			
REVENUES										
4007 CHARGES FOR SERVICES	0.00	480.00	1	0.00	0	720.00	1	0.00	55,000.00	54,280.00
4008 INVESTMENT EARNINGS	30.40	178.45	9	5.53	0	4,307.54	215	0.00	2,000.00	-2,307.54
TOTAL REVENUES	30.40	658.45	1	5.53	0	5,027.54	9	0.00	57,000.00	51,972.46
OTHER FINANCING SOURCES (USES)										
7001 OTHER FINANCING USES	0.00	0.00	0	0.00	0	0.00	0	0.00	-57,000.00	-57,000.00
TOTAL OTHER FINANCING SOURCES (USES)	0.00	0.00		0.00		0.00		0.00	-57,000.00	-57,000.00
NET CHANGE IN FUND BALANCE	30.40	658.45		5.53		5,027.54		0.00	0.00	-5,027.54



FUND DEPT 2628-022 : ELECTN ASSIST/ACCESSIBLTY - COUNTY CLERK

11/15/2024 5:05:38 PM

PERIOD ENDING 10/31/2024

	ACTUAL LAST YEAR			ACTUAL THIS YEAR				ENCUMBRANCE	BUDGET	UNENCUMBERED BALANCE
	CURRENT MONTH	YEAR TO DATE	%	CURRENT MONTH	%	YEAR TO DATE	%			
REVENUES										
4004 INTERGOVERNMENTAL REVENUE	0.00	117,597.93	51	0.00	0	191,564.66	89	0.00	214,677.00	23,112.34
TOTAL REVENUES	0.00	117,597.93	51	0.00	0	191,564.66	89	0.00	214,677.00	23,112.34
EXPENDITURES										
5001 SALARIES AND WAGES	1,724.45	9,957.20	43	4,593.75	7	37,599.25	54	0.00	70,000.00	32,400.75
5003 FRINGE BENEFITS	133.37	852.94	12	370.90	5	3,399.77	48	0.00	7,035.00	3,635.23
5010 COMMODITIES	0.00	0.00	0	0.00	0	18,761.17	46	0.00	40,357.00	21,595.83
5020 SERVICES	732.86	129,069.88	65	144.75	0	62,803.58	65	0.00	97,285.00	34,481.42
TOTAL EXPENDITURES	2,590.68	139,880.02	61	5,109.40	2	122,563.77	57	0.00	214,677.00	92,113.23
OTHER FINANCING SOURCES (USES)										
TOTAL OTHER FINANCING SOURCES (USES)	0.00	0.00		0.00		0.00		0.00	0.00	0.00
NET CHANGE IN FUND BALANCE	-2,590.68	-22,282.09		-5,109.40		69,000.89		0.00	0.00	-69,000.89



FUND DEPT 2629-010 : COUNTY HISTORICAL FUND - COUNTY BOARD

11/15/2024 5:05:38 PM

PERIOD ENDING 10/31/2024

	ACTUAL LAST YEAR			ACTUAL THIS YEAR				ENCUMBRANCE	BUDGET	UNENCUMBERED BALANCE
	CURRENT MONTH	YEAR TO DATE	%	CURRENT MONTH	%	YEAR TO DATE	%			
REVENUES										
4008 INVESTMENT EARNINGS	-116.42	46.38	155	10.96	11	303.23	303	0.00	100.00	-203.23
TOTAL REVENUES	-116.42	46.38	155	10.96	11	303.23	303	0.00	100.00	-203.23
EXPENDITURES										
5010 COMMODITIES	0.00	0.00	0	67.83	100	67.83	100	0.00	67.83	0.00
5020 SERVICES	0.00	0.00	0	158.19	3	158.19	3	0.00	4,932.17	4,773.98
TOTAL EXPENDITURES	0.00	0.00	0	226.02	5	226.02	5	0.00	5,000.00	4,773.98
NET CHANGE IN FUND BALANCE	-116.42	46.38		-215.06		77.21		0.00	-4,900.00	-4,977.21



FUND DEPT 2630-030 : CIR CLK OPERATION & ADMIN - CIRCUIT CLERK

11/15/2024 5:05:38 PM

PERIOD ENDING 10/31/2024

	ACTUAL LAST YEAR			ACTUAL THIS YEAR				ENCUMBRANCE	BUDGET	UNENCUMBERED BALANCE
	CURRENT MONTH	YEAR TO DATE	%	CURRENT MONTH	%	YEAR TO DATE	%			
REVENUES										
4004 INTERGOVERNMENTAL REVENUE	0.00	30,556.34	108	0.00	0	16,494.47	0	0.00	0.00	-16,494.47
4007 CHARGES FOR SERVICES	51,637.85	453,893.23	101	53,607.46	9	564,720.48	99	0.00	569,463.00	4,742.52
4008 INVESTMENT EARNINGS	-24,908.31	-19,266.09	0	1,070.97	0	19,556.82	0	0.00	0.00	-19,556.82
TOTAL REVENUES	26,729.54	465,183.48	97	54,678.43	10	600,771.77	105	0.00	569,463.00	-31,308.77
EXPENDITURES										
5010 COMMODITIES	450.85	12,502.28	19	0.00	0	0.00	0	0.00	0.00	0.00
5020 SERVICES	1,545.89	141,439.76	73	0.00	0	0.00	0	0.00	0.00	0.00
TOTAL EXPENDITURES	1,996.74	153,942.04	43	0.00	0	0.00	0	0.00	0.00	0.00
OTHER FINANCING SOURCES (USES)										
7001 OTHER FINANCING USES	0.00	-19,900.00	100	0.00	0	0.00	0	0.00	-569,463.00	-569,463.00
TOTAL OTHER FINANCING SOURCES (USES)	0.00	-19,900.00		0.00		0.00		0.00	-569,463.00	-569,463.00
NET CHANGE IN FUND BALANCE	24,732.80	291,341.44		54,678.43		600,771.77		0.00	0.00	-600,771.77



FUND DEPT 2632-030 : CIR CLK ELCTRNC CITATIONS - CIRCUIT CLERK

11/15/2024 5:05:38 PM

PERIOD ENDING 10/31/2024

	ACTUAL LAST YEAR			ACTUAL THIS YEAR				ENCUMBRANCE	BUDGET	UNENCUMBERED BALANCE
	CURRENT MONTH	YEAR TO DATE	%	CURRENT MONTH	%	YEAR TO DATE	%			
REVENUES										
4007 CHARGES FOR SERVICES	5,496.23	51,048.19	113	4,502.58	8	47,226.00	81	0.00	58,000.00	10,774.00
4008 INVESTMENT EARNINGS	-1,975.81	3,298.86	0	177.05	9	11,417.75	571	0.00	2,000.00	-9,417.75
TOTAL REVENUES	3,520.42	54,347.05	121	4,679.63	8	58,643.75	98	0.00	60,000.00	1,356.25
EXPENDITURES										
5010 COMMODITIES	0.00	0.00	0	0.00	0	0.00	0	0.00	135,000.00	135,000.00
5020 SERVICES	0.00	0.00	0	0.00	0	250,000.00	68	0.00	365,000.00	115,000.00
TOTAL EXPENDITURES	0.00	0.00	0	0.00	0	250,000.00	50	0.00	500,000.00	250,000.00
NET CHANGE IN FUND BALANCE	3,520.42	54,347.05		4,679.63		-191,356.25		0.00	-440,000.00	-248,643.75



FUND DEPT 2633-041 : STS ATTY RECORDS AUTOMATN - STATES ATTORNEY

11/15/2024 5:05:38 PM

PERIOD ENDING 10/31/2024

	ACTUAL LAST YEAR			ACTUAL THIS YEAR				ENCUMBRANCE	BUDGET	UNENCUMBERED BALANCE
	CURRENT MONTH	YEAR TO DATE	%	CURRENT MONTH	%	YEAR TO DATE	%			
REVENUES										
4007 CHARGES FOR SERVICES	410.00	3,432.00	69	366.00	9	3,442.06	86	0.00	4,000.00	557.94
4008 INVESTMENT EARNINGS	18.03	177.96	118 6	12.48	8	288.05	192	0.00	150.00	-138.05
TOTAL REVENUES	428.03	3,609.96	72	378.48	9	3,730.11	90	0.00	4,150.00	419.89
EXPENDITURES										
5020 SERVICES	5,000.00	5,000.00	100	0.00	0	0.00	0	0.00	4,000.00	4,000.00
TOTAL EXPENDITURES	5,000.00	5,000.00	100	0.00	0	0.00	0	0.00	4,000.00	4,000.00
NET CHANGE IN FUND BALANCE	-4,571.97	-1,390.04		378.48		3,730.11		0.00	150.00	-3,580.11



FUND DEPT 2634-036 : PUBLIC DEFENDER GRANT FUND - PUBLIC DEFENDER

11/15/2024 5:05:38 PM

PERIOD ENDING 10/31/2024

	ACTUAL LAST YEAR			ACTUAL THIS YEAR				ENCUMBRANCE	BUDGET	UNENCUMBERED BALANCE
	CURRENT MONTH	YEAR TO DATE	%	CURRENT MONTH	%	YEAR TO DATE	%			
REVENUES										
4004 INTERGOVERNMENTAL REVENUE	0.00	132,422.41	100	190,306.66	131	190,306.66	131	0.00	144,979.00	-45,327.66
TOTAL REVENUES	0.00	132,422.41	100	190,306.66	131	190,306.66	131	0.00	144,979.00	-45,327.66
EXPENDITURES										
5001 SALARIES AND WAGES	0.00	0.00	0	18,905.32	12	100,049.40	64	0.00	157,237.00	57,187.60
5003 FRINGE BENEFITS	0.00	0.00	0	793.15	4	8,428.07	47	0.00	17,800.00	9,371.93
5010 COMMODITIES	0.00	0.00	0	0.00	0	18,925.39	100	0.00	18,926.00	0.61
5020 SERVICES	0.00	0.00	0	1,235.91	3	21,554.18	55	0.00	39,438.00	17,883.82
TOTAL EXPENDITURES	0.00	0.00	0	20,934.38	9	148,957.04	64	0.00	233,401.00	84,443.96
NET CHANGE IN FUND BALANCE	0.00	132,422.41		169,372.28		41,349.62		0.00	-88,422.00	-129,771.62



FUND DEPT 2635-040 : CANNABIS REGULATION FUND - SHERIFF

11/15/2024 5:05:38 PM

PERIOD ENDING 10/31/2024

	ACTUAL LAST YEAR			ACTUAL THIS YEAR				ENCUMBRANCE	BUDGET	UNENCUMBERED BALANCE
	CURRENT MONTH	YEAR TO DATE	%	CURRENT MONTH	%	YEAR TO DATE	%			
REVENUES										
4004 INTERGOVERNMENTAL REVENUE	3,572.55	26,767.96	56	3,697.70	8	28,652.64	60	0.00	48,000.00	19,347.36
4008 INVESTMENT EARNINGS	-354.36	1,572.33	157 2	144.70	6	4,190.07	168	0.00	2,500.00	-1,690.07
TOTAL REVENUES	3,218.19	28,340.29	59	3,842.40	8	32,842.71	65	0.00	50,500.00	17,657.29
EXPENDITURES										
5010 COMMODITIES	0.00	11,400.00	46	0.00	0	2,099.00	100	0.00	2,099.58	0.58
5020 SERVICES	0.00	0.00	0	0.00	0	22,053.42	93	0.00	23,593.42	1,540.00
8000 CAPITAL OUTLAY	0.00	0.00	0	0.00	0	22,006.40	99	0.00	22,307.00	300.60
TOTAL EXPENDITURES	0.00	11,400.00	24	0.00	0	46,158.82	96	0.00	48,000.00	1,841.18
NET CHANGE IN FUND BALANCE	3,218.19	16,940.29		3,842.40		-13,316.11		0.00	2,500.00	15,816.11



FUND DEPT 2638-042 : CORONER STATUTORY FEES - CORONER

11/15/2024 5:05:38 PM

PERIOD ENDING 10/31/2024

	ACTUAL LAST YEAR			ACTUAL THIS YEAR				ENCUMBRANCE	BUDGET	UNENCUMBERED BALANCE
	CURRENT MONTH	YEAR TO DATE	%	CURRENT MONTH	%	YEAR TO DATE	%			
REVENUES										
4007 CHARGES FOR SERVICES	8,995.34	53,082.08	80	250.00	0	101,682.00	87	0.00	116,800.00	15,118.00
TOTAL REVENUES	8,995.34	53,082.08	80	250.00	0	101,682.00	87	0.00	116,800.00	15,118.00
EXPENDITURES										
5010 COMMODITIES	524.58	11,449.42	46	821.10	2	7,031.65	17	0.00	40,722.00	33,690.35
5020 SERVICES	1,785.97	12,291.92	74	1,548.34	5	13,624.76	46	0.00	29,339.00	15,714.24
8000 CAPITAL OUTLAY	0.00	0.00	0	0.00	0	68,439.64	100	0.00	68,440.00	0.36
TOTAL EXPENDITURES	2,310.55	23,741.34	28	2,369.44	2	89,096.05	64	0.00	138,501.00	49,404.95
OTHER FINANCING SOURCES (USES)										
6001 OTHER FINANCING SOURCES	0.00	0.00	0	0.00	0	0.00	0	0.00	-14,210.00	-14,210.00
TOTAL OTHER FINANCING SOURCES (USES)	0.00	0.00		0.00		0.00		0.00	-14,210.00	-14,210.00
NET CHANGE IN FUND BALANCE	6,684.79	29,340.74		-2,119.44		12,585.95		0.00	-35,911.00	-48,496.95




FUND DEPT 2638-140 : CORONER STATUTORY FEES - CORRECTIONAL CENTER

11/15/2024 5:05:38 PM

PERIOD ENDING 10/31/2024

	ACTUAL LAST YEAR			ACTUAL THIS YEAR				ENCUMBRANCE	BUDGET	UNENCUMBERED BALANCE
	CURRENT MONTH	YEAR TO DATE	%	CURRENT MONTH	%	YEAR TO DATE	%			
EXPENDITURES										
TOTAL EXPENDITURES	0.00	0.00	0	0.00	0	0.00	0	0.00	0.00	0.00
NET CHANGE IN FUND BALANCE	0.00	0.00		0.00		0.00		0.00	0.00	0.00



FUND DEPT 2658-140 : JAIL COMMISSARY - CORRECTIONAL CENTER

11/15/2024 5:05:38 PM

PERIOD ENDING 10/31/2024

	ACTUAL LAST YEAR			ACTUAL THIS YEAR				ENCUMBRANCE	BUDGET	UNENCUMBERED BALANCE
	CURRENT MONTH	YEAR TO DATE	%	CURRENT MONTH	%	YEAR TO DATE	%			
REVENUES										
4008 INVESTMENT EARNINGS	-6,575.16	5,209.45	401	866.55	6	23,713.85	158	0.00	15,000.00	-8,713.85
4009 MISCELLANEOUS REVENUES	1,228.46	55,688.06	51	0.00	0	65,867.01	66	0.00	100,000.00	34,132.99
TOTAL REVENUES	-5,346.70	60,897.51	55	866.55	1	89,580.86	78	0.00	115,000.00	25,419.14
EXPENDITURES										
5010 COMMODITIES	672.00	7,412.83	44	0.00	0	3,574.51	23	0.00	15,280.00	11,705.49
5020 SERVICES	289.45	11,139.78	36	1,021.93	6	11,800.14	66	0.00	17,895.00	6,094.86
8000 CAPITAL OUTLAY	0.00	0.00	0	0.00	0	38,131.20	85	0.00	45,000.00	6,868.80
TOTAL EXPENDITURES	961.45	18,552.61	20	1,021.93	1	53,505.85	68	0.00	78,175.00	24,669.15
NET CHANGE IN FUND BALANCE	-6,308.15	42,344.90		-155.38		36,075.01		0.00	36,825.00	749.99



FUND DEPT 2659-140 : COUNTY JAIL MEDICAL COSTS - CORRECTIONAL CENTER

11/15/2024 5:05:38 PM

PERIOD ENDING 10/31/2024

	ACTUAL LAST YEAR			ACTUAL THIS YEAR				ENCUMBRANCE	BUDGET	UNENCUMBERED BALANCE
	CURRENT MONTH	YEAR TO DATE	%	CURRENT MONTH	%	YEAR TO DATE	%			
REVENUES										
4007 CHARGES FOR SERVICES	480.00	4,061.66	20	390.00	4	3,874.50	39	0.00	10,000.00	6,125.50
4008 INVESTMENT EARNINGS	106.98	210.09	210 1	7.78	78	186.18	186 2	0.00	10.00	-176.18
TOTAL REVENUES	586.98	4,271.75	21	397.78	4	4,060.68	41	0.00	10,010.00	5,949.32
OTHER FINANCING SOURCES (USES)										
7001 OTHER FINANCING USES	0.00	0.00	0	0.00	0	0.00	0	0.00	-10,010.00	-10,010.00
TOTAL OTHER FINANCING SOURCES (USES)	0.00	0.00		0.00		0.00		0.00	-10,010.00	-10,010.00
NET CHANGE IN FUND BALANCE	586.98	4,271.75		397.78		4,060.68		0.00	0.00	-4,060.68



FUND DEPT 2670-022 : COUNTY CLK AUTOMATION FND - COUNTY CLERK

11/15/2024 5:05:38 PM

PERIOD ENDING 10/31/2024

	ACTUAL LAST YEAR			ACTUAL THIS YEAR				ENCUMBRANCE	BUDGET	UNENCUMBERED BALANCE
	CURRENT MONTH	YEAR TO DATE	%	CURRENT MONTH	%	YEAR TO DATE	%			
REVENUES										
4007 CHARGES FOR SERVICES	0.00	10,206.00	41	1,614.00	6	14,860.00	59	0.00	25,000.00	10,140.00
4008 INVESTMENT EARNINGS	-417.01	234.81	117	54.41	14	1,391.76	348	0.00	400.00	-991.76
4009 MISCELLANEOUS REVENUES	1,574.00	4,962.00	40	0.00	0	0.00	0	0.00	12,500.00	12,500.00
TOTAL REVENUES	1,156.99	15,402.81	41	1,668.41	4	16,251.76	43	0.00	37,900.00	21,648.24
EXPENDITURES										
5010 COMMODITIES	0.00	0.00	0	142.50	1	2,298.28	17	0.00	13,500.00	11,201.72
5020 SERVICES	0.00	12,462.41	67	0.00	0	12,171.93	44	0.00	27,965.00	15,793.07
TOTAL EXPENDITURES	0.00	12,462.41	41	142.50	0	14,470.21	35	0.00	41,465.00	26,994.79
NET CHANGE IN FUND BALANCE	1,156.99	2,940.40		1,525.91		1,781.55		0.00	-3,565.00	-5,346.55



FUND DEPT 2671-030 : COURT DOCUMENT STORAGE FD - CIRCUIT CLERK

11/15/2024 5:05:38 PM

PERIOD ENDING 10/31/2024

	ACTUAL LAST YEAR			ACTUAL THIS YEAR				ENCUMBRANCE	BUDGET	UNENCUMBERED BALANCE
	CURRENT MONTH	YEAR TO DATE	%	CURRENT MONTH	%	YEAR TO DATE	%			
REVENUES										
4004 INTERGOVERNMENTAL REVENUE	0.00	79,981.60	100	0.00	0	0.00	0	0.00	0.00	0.00
4007 CHARGES FOR SERVICES	20,232.34	194,552.30	97	19,483.27	10	197,440.41	104	0.00	189,373.00	-8,067.41
4008 INVESTMENT EARNINGS	2,088.17	4,457.25	0	466.10	0	9,580.57	0	0.00	0.00	-9,580.57
TOTAL REVENUES	22,320.51	278,991.15	100	19,949.37	11	207,020.98	109	0.00	189,373.00	-17,647.98
EXPENDITURES										
5001 SALARIES AND WAGES	7,118.59	48,887.66	56	0.00	0	0.00	0	0.00	0.00	0.00
5003 FRINGE BENEFITS	753.01	5,652.49	16	0.00	0	0.00	0	0.00	0.00	0.00
5010 COMMODITIES	1,156.99	53,855.88	83	0.00	0	0.00	0	0.00	0.00	0.00
5020 SERVICES	99.00	65,061.10	88	0.00	0	0.00	0	0.00	0.00	0.00
8000 CAPITAL OUTLAY	0.00	36,358.00	85	0.00	0	0.00	0	0.00	0.00	0.00
TOTAL EXPENDITURES	9,127.59	209,815.13	69	0.00	0	0.00	0	0.00	0.00	0.00
OTHER FINANCING SOURCES (USES)										
7001 OTHER FINANCING USES	0.00	0.00	0	0.00	0	0.00	0	0.00	-189,373.00	-189,373.00
TOTAL OTHER FINANCING SOURCES (USES)	0.00	0.00		0.00		0.00		0.00	-189,373.00	-189,373.00
NET CHANGE IN FUND BALANCE	13,192.92	69,176.02		19,949.37		207,020.98		0.00	0.00	-207,020.98



FUND DEPT 2675-041 : VICTIM ADVOCACY GRT-ICJIA - STATES ATTORNEY

11/15/2024 5:05:38 PM

PERIOD ENDING 10/31/2024

	ACTUAL LAST YEAR			ACTUAL THIS YEAR				ENCUMBRANCE	BUDGET	UNENCUMBERED BALANCE
	CURRENT MONTH	YEAR TO DATE	%	CURRENT MONTH	%	YEAR TO DATE	%			
REVENUES										
TOTAL REVENUES	0.00	0.00	0	0.00	0	0.00	0	0.00	0.00	0.00
EXPENDITURES										
TOTAL EXPENDITURES	0.00	0.00	0	0.00	0	0.00	0	0.00	0.00	0.00
OTHER FINANCING SOURCES (USES)										
TOTAL OTHER FINANCING SOURCES (USES)	0.00	0.00		0.00		0.00		0.00	0.00	0.00
NET CHANGE IN FUND BALANCE	0.00	0.00		0.00		0.00		0.00	0.00	0.00



FUND DEPT 2676-011 : SOLID WASTE MANAGEMENT - SOLID WASTE MGMT

11/15/2024 5:05:38 PM

PERIOD ENDING 10/31/2024

	ACTUAL LAST YEAR			ACTUAL THIS YEAR				ENCUMBRANCE	BUDGET	UNENCUMBERED BALANCE
	CURRENT MONTH	YEAR TO DATE	%	CURRENT MONTH	%	YEAR TO DATE	%			
REVENUES										
4004 INTERGOVERNMENTAL REVENUE	0.00	16,342.03	54	0.00	0	14,474.37	55	0.00	26,378.00	11,903.63
4006 LICENSES AND PERMITS	0.00	1,330.00	30	0.00	0	1,435.00	39	0.00	3,700.00	2,265.00
4008 INVESTMENT EARNINGS	-624.33	-364.79	0	7.58	5	480.74	299	0.00	161.00	-319.74
TOTAL REVENUES	-624.33	17,307.24	50	7.58	0	16,390.11	54	0.00	30,239.00	13,848.89
EXPENDITURES										
5010 COMMODITIES	0.00	0.00	0	0.00	0	0.00	0	0.00	839.00	839.00
5020 SERVICES	265.00	24,098.01	62	15,465.00	40	35,153.98	90	0.00	39,000.00	3,846.02
TOTAL EXPENDITURES	265.00	24,098.01	60	15,465.00	39	35,153.98	88	0.00	39,839.00	4,685.02
NET CHANGE IN FUND BALANCE	-889.33	-6,790.77		-15,457.42		-18,763.87		0.00	-9,600.00	9,163.87



FUND DEPT 2679-179 : CHILD ADVOCACY CENTER - CHILD ADVOCACY CENTER

11/15/2024 5:05:38 PM

PERIOD ENDING 10/31/2024

	ACTUAL LAST YEAR			ACTUAL THIS YEAR				ENCUMBRANCE	BUDGET	UNENCUMBERED BALANCE
	CURRENT MONTH	YEAR TO DATE	%	CURRENT MONTH	%	YEAR TO DATE	%			
REVENUES										
4004 INTERGOVERNMENTAL REVENUE	76,214.91	322,062.91	96	32,733.65	8	337,138.47	86	0.00	390,422.00	53,283.53
4008 INVESTMENT EARNINGS	1,126.70	1,316.94	658 5	75.69	0	1,250.69	0	0.00	0.00	-1,250.69
4009 MISCELLANEOUS REVENUES	12.57	17,152.14	237	406.35	6	3,231.02	48	0.00	6,801.00	3,569.98
TOTAL REVENUES	77,354.18	340,531.99	99	33,215.69	8	341,620.18	86	0.00	397,223.00	55,602.82
EXPENDITURES										
5001 SALARIES AND WAGES	14,490.80	139,987.41	82	15,978.38	8	160,615.62	85	0.00	189,803.00	29,187.38
5003 FRINGE BENEFITS	1,454.86	40,227.72	77	4,259.69	7	41,572.72	68	0.00	60,801.00	19,228.28
5010 COMMODITIES	3,622.78	7,021.56	83	4,381.44	27	14,611.75	89	0.00	16,486.01	1,874.26
5020 SERVICES	10,742.21	79,759.14	73	14,397.36	12	93,890.03	75	0.00	124,960.99	31,070.96
TOTAL EXPENDITURES	30,310.65	266,995.83	78	39,016.87	10	310,690.12	79	0.00	392,051.00	81,360.88
NET CHANGE IN FUND BALANCE	47,043.53	73,536.16		-5,801.18		30,930.06		0.00	5,172.00	-25,758.06



FUND DEPT 2680-075 : OPIOID SETTLEMENT FUND - GENERAL COUNTY

11/15/2024 5:05:38 PM

PERIOD ENDING 10/31/2024

	ACTUAL LAST YEAR			ACTUAL THIS YEAR				ENCUMBRANCE	BUDGET	UNENCUMBERED BALANCE
	CURRENT MONTH	YEAR TO DATE	%	CURRENT MONTH	%	YEAR TO DATE	%			
REVENUES										
TOTAL REVENUES	0.00	0.00	0	0.00	0	0.00	0	0.00	0.00	0.00
EXPENDITURES										
TOTAL EXPENDITURES	0.00	0.00	0	0.00	0	0.00	0	0.00	0.00	0.00
OTHER FINANCING SOURCES (USES)										
TOTAL OTHER FINANCING SOURCES (USES)	0.00	0.00		0.00		0.00		0.00	0.00	0.00
NET CHANGE IN FUND BALANCE	0.00	0.00		0.00		0.00		0.00	0.00	0.00



FUND DEPT 2685-031 : SPECIALTY COURTS FUND - CIRCUIT COURT

11/15/2024 5:05:38 PM

PERIOD ENDING 10/31/2024

	ACTUAL LAST YEAR			ACTUAL THIS YEAR				ENCUMBRANCE	BUDGET	UNENCUMBERED BALANCE
	CURRENT MONTH	YEAR TO DATE	%	CURRENT MONTH	%	YEAR TO DATE	%			
REVENUES										
4004 INTERGOVERNMENTAL REVENUE	8,505.00	38,937.25	79	0.00	0	210,130.71	99	0.00	211,624.00	1,493.29
4007 CHARGES FOR SERVICES	1,362.75	11,289.50	41	1,102.35	8	11,326.53	87	0.00	13,000.00	1,673.47
4008 INVESTMENT EARNINGS	-1,542.37	784.01	784	180.79	7	4,501.57	173	0.00	2,600.00	-1,901.57
4009 MISCELLANEOUS REVENUES	0.00	1,500.00	0	0.00	0	20.00	0	0.00	0.00	-20.00
TOTAL REVENUES	8,325.38	52,510.76	68	1,283.14	1	225,978.81	99	0.00	227,224.00	1,245.19
EXPENDITURES										
5001 SALARIES AND WAGES	3,780.00	38,745.00	71	3,814.60	2	112,392.26	63	0.00	179,664.00	67,271.74
5003 FRINGE BENEFITS	405.61	4,416.94	24	393.46	1	29,787.88	57	0.00	51,913.00	22,125.12
5010 COMMODITIES	0.00	338.53	23	0.00	0	7,096.73	34	0.00	21,168.99	14,072.26
5020 SERVICES	96.57	4,097.28	37	1,322.07	1	63,965.90	28	0.00	231,862.01	167,896.11
TOTAL EXPENDITURES	4,282.18	47,597.75	56	5,530.13	1	213,242.77	44	0.00	484,608.00	271,365.23
OTHER FINANCING SOURCES (USES)										
TOTAL OTHER FINANCING SOURCES (USES)	0.00	0.00		0.00		0.00		0.00	0.00	0.00
NET CHANGE IN FUND BALANCE	4,043.20	4,913.01		-4,246.99		12,736.04		0.00	-257,384.00	-270,120.04



FUND DEPT 2685-140 : SPECIALTY COURTS FUND - CORRECTIONAL CENTER

11/15/2024 5:05:38 PM

PERIOD ENDING 10/31/2024

	ACTUAL LAST YEAR			ACTUAL THIS YEAR				ENCUMBRANCE	BUDGET	UNENCUMBERED BALANCE
	CURRENT MONTH	YEAR TO DATE	%	CURRENT MONTH	%	YEAR TO DATE	%			
REVENUES										
TOTAL REVENUES	0.00	0.00	0	0.00	0	0.00	0	0.00	0.00	0.00
NET CHANGE IN FUND BALANCE	0.00	0.00		0.00		0.00		0.00	0.00	0.00




FUND DEPT 2840-016 : ARPA - ADMINISTRATIVE SERVICES

11/15/2024 5:05:38 PM

PERIOD ENDING 10/31/2024

	ACTUAL LAST YEAR			ACTUAL THIS YEAR				ENCUMBRANCE	BUDGET	UNENCUMBERED BALANCE
	CURRENT MONTH	YEAR TO DATE	%	CURRENT MONTH	%	YEAR TO DATE	%			
REVENUES										
4008 INVESTMENT EARNINGS	78,145.35	339,201.12	283	31,794.02	32	65,841.98	66	0.00	100,000.00	34,158.02
TOTAL REVENUES	78,145.35	339,201.12	283	31,794.02	32	65,841.98	66	0.00	100,000.00	34,158.02
EXPENDITURES										
TOTAL EXPENDITURES	0.00	0.00	0	0.00	0	0.00	0	0.00	0.00	0.00
OTHER FINANCING SOURCES (USES)										
7001 OTHER FINANCING USES	-8,752.39	-74,735.75	1	-15,782.24	14	-85,548.88	78	0.00	-110,224.00	-24,675.12
TOTAL OTHER FINANCING SOURCES (USES)	-8,752.39	-74,735.75		-15,782.24		-85,548.88		0.00	-110,224.00	-24,675.12
NET CHANGE IN FUND BALANCE	69,392.96	264,465.37		16,011.78		-19,706.90		0.00	-10,224.00	9,482.90



FUND DEPT 2840-043 : ARPA - EMERGENCY MGMT AGCY (EMA)

11/15/2024 5:05:38 PM

PERIOD ENDING 10/31/2024

	ACTUAL LAST YEAR			ACTUAL THIS YEAR				ENCUMBRANCE	BUDGET	UNENCUMBERED BALANCE
	CURRENT MONTH	YEAR TO DATE	%	CURRENT MONTH	%	YEAR TO DATE	%			
REVENUES										
TOTAL REVENUES	<i>0.00</i>	<i>0.00</i>	<i>0</i>	<i>0.00</i>	<i>0</i>	<i>0.00</i>	<i>0</i>	<i>0.00</i>	<i>0.00</i>	<i>0.00</i>
EXPENDITURES										
TOTAL EXPENDITURES	<i>0.00</i>	<i>0.00</i>	<i>0</i>	<i>0.00</i>	<i>0</i>	<i>0.00</i>	<i>0</i>	<i>0.00</i>	<i>0.00</i>	<i>0.00</i>
NET CHANGE IN FUND BALANCE	<i>0.00</i>	<i>0.00</i>		<i>0.00</i>		<i>0.00</i>		<i>0.00</i>	<i>0.00</i>	<i>0.00</i>




FUND DEPT 2840-075 : ARPA - GENERAL COUNTY

11/15/2024 5:05:38 PM

PERIOD ENDING 10/31/2024

	ACTUAL LAST YEAR			ACTUAL THIS YEAR				ENCUMBRANCE	BUDGET	UNENCUMBERED BALANCE
	CURRENT MONTH	YEAR TO DATE	%	CURRENT MONTH	%	YEAR TO DATE	%			
EXPENDITURES										
5001 SALARIES AND WAGES	5,145.90	8,613.90	27	1,864.50	0	4,411.00	0	0.00	0.00	-4,411.00
5003 FRINGE BENEFITS	544.77	901.63	25	151.34	0	409.98	0	0.00	0.00	-409.98
5010 COMMODITIES	7,326.00	26,789.64	66	26,426.44	22	73,216.64	61	9,646.51	120,000.00	37,136.85
5020 SERVICES	146,702.26	3,543,009.08	48	214,947.53	3	2,997,347.71	36	0.00	8,321,770.00	5,324,422.29
8000 CAPITAL OUTLAY	0.00	2,566,478.00	31	162,707.73	1	1,609,510.29	9	0.00	17,282,780.00	15,673,269.71
TOTAL EXPENDITURES	159,718.93	6,145,792.25	39	406,097.54	2	4,684,895.62	18	9,646.51	25,724,550.00	21,030,007.87
OTHER FINANCING SOURCES (USES)										
6001 OTHER FINANCING SOURCES	0.00	127,535.00	0	0.00	0	0.00	0	0.00	0.00	0.00
TOTAL OTHER FINANCING SOURCES (USES)	0.00	127,535.00		0.00		0.00		0.00	0.00	0.00
NET CHANGE IN FUND BALANCE	-159,718.93	-6,018,257.25		-406,097.54		-4,684,895.62		-9,646.51	-25,724,550.00	-21,030,007.87



PERIOD ENDING 10/31/2024

	ACTUAL LAST YEAR			ACTUAL THIS YEAR				ENCUMBRANCE	BUDGET	UNENCUMBERED BALANCE
	CURRENT MONTH	YEAR TO DATE	%	CURRENT MONTH	%	YEAR TO DATE	%			
REVENUES										
TOTAL REVENUES	0.00	0.00	0	0.00	0	0.00	0	0.00	0.00	0.00
EXPENDITURES										
TOTAL EXPENDITURES	0.00	0.00	0	0.00	0	0.00	0	0.00	0.00	0.00
NET CHANGE IN FUND BALANCE	0.00	0.00		0.00		0.00		0.00	0.00	0.00



FUND DEPT 3105-010 : CAPITAL ASSET REPLCMT FND - COUNTY BOARD

11/15/2024 5:05:38 PM

PERIOD ENDING 10/31/2024

	ACTUAL LAST YEAR			ACTUAL THIS YEAR				ENCUMBRANCE	BUDGET	UNENCUMBERED BALANCE
	CURRENT MONTH	YEAR TO DATE	%	CURRENT MONTH	%	YEAR TO DATE	%			
REVENUES										
4008 INVESTMENT EARNINGS	18,526.56	376,542.46	125 5	18,369.52	61	200,902.27	670	0.00	30,000.00	-170,902.27
TOTAL REVENUES	18,526.56	376,542.46	125 5	18,369.52	61	200,902.27	670	0.00	30,000.00	-170,902.27
EXPENDITURES										
5010 COMMODITIES	0.00	0.00	0	0.00	0	0.00	0	0.00	5,196.00	5,196.00
5020 SERVICES	25,785.18	579,260.35	44	13,031.89	2	351,852.44	41	0.00	853,825.00	501,972.56
TOTAL EXPENDITURES	25,785.18	579,260.35	44	13,031.89	2	351,852.44	41	0.00	859,021.00	507,168.56
OTHER FINANCING SOURCES (USES)										
TOTAL OTHER FINANCING SOURCES (USES)	0.00	0.00		0.00		0.00		0.00	0.00	0.00
NET CHANGE IN FUND BALANCE	-7,258.62	-202,717.89		5,337.63		-150,950.17		0.00	-829,021.00	-678,070.83



FUND DEPT 3105-016 : CAPITAL ASSET REPLCMT FND - ADMINISTRATIVE SERVICES

11/15/2024 5:05:38 PM

PERIOD ENDING 10/31/2024

	ACTUAL LAST YEAR			ACTUAL THIS YEAR				ENCUMBRANCE	BUDGET	UNENCUMBERED BALANCE
	CURRENT MONTH	YEAR TO DATE	%	CURRENT MONTH	%	YEAR TO DATE	%			
REVENUES										
TOTAL REVENUES	0.00	0.00	0	0.00	0	0.00	0	0.00	0.00	0.00
EXPENDITURES										
5010 COMMODITIES	0.00	0.00	0	3,840.00	19	3,840.00	19	0.00	19,957.00	16,117.00
5020 SERVICES	0.00	4,999.00	14	0.00	0	4,999.00	8	0.00	65,000.00	60,001.00
8000 CAPITAL OUTLAY	0.00	0.00	0	0.00	0	0.00	0	0.00	15,442.00	15,442.00
TOTAL EXPENDITURES	0.00	4,999.00	8	3,840.00	4	8,839.00	9	0.00	100,399.00	91,560.00
OTHER FINANCING SOURCES (USES)										
6001 OTHER FINANCING SOURCES	0.00	0.00	0	0.00	0	0.00	0	0.00	44,924.00	44,924.00
TOTAL OTHER FINANCING SOURCES (USES)	0.00	0.00		0.00		0.00		0.00	44,924.00	44,924.00
NET CHANGE IN FUND BALANCE	0.00	-4,999.00		-3,840.00		-8,839.00		0.00	-55,475.00	-46,636.00



FUND DEPT 3105-020 : CAPITAL ASSET REPLCMT FND - AUDITOR

11/15/2024 5:05:38 PM

PERIOD ENDING 10/31/2024

	ACTUAL LAST YEAR			ACTUAL THIS YEAR				ENCUMBRANCE	BUDGET	UNENCUMBERED BALANCE
	CURRENT MONTH	YEAR TO DATE	%	CURRENT MONTH	%	YEAR TO DATE	%			
EXPENDITURES										
5010 COMMODITIES	0.00	4,720.00	95	0.00	0	0.00	0	0.00	0.00	0.00
TOTAL EXPENDITURES	0.00	4,720.00	95	0.00	0	0.00	0	0.00	0.00	0.00
OTHER FINANCING SOURCES (USES)										
6001 OTHER FINANCING SOURCES	0.00	0.00	0	0.00	0	0.00	0	0.00	2,160.00	2,160.00
TOTAL OTHER FINANCING SOURCES (USES)	0.00	0.00		0.00		0.00		0.00	2,160.00	2,160.00
NET CHANGE IN FUND BALANCE	0.00	-4,720.00		0.00		0.00		0.00	2,160.00	2,160.00



FUND DEPT 3105-021 : CAPITAL ASSET REPLCMT FND - BOARD OF REVIEW

11/15/2024 5:05:38 PM

PERIOD ENDING 10/31/2024

	ACTUAL LAST YEAR			ACTUAL THIS YEAR				ENCUMBRANCE	BUDGET	UNENCUMBERED BALANCE
	CURRENT MONTH	YEAR TO DATE	%	CURRENT MONTH	%	YEAR TO DATE	%			
EXPENDITURES										
TOTAL EXPENDITURES	0.00	0.00	0	0.00	0	0.00	0	0.00	0.00	0.00
OTHER FINANCING SOURCES (USES)										
6001 OTHER FINANCING SOURCES	0.00	0.00	0	0.00	0	0.00	0	0.00	2,025.00	2,025.00
TOTAL OTHER FINANCING SOURCES (USES)	0.00	0.00		0.00		0.00		0.00	2,025.00	2,025.00
NET CHANGE IN FUND BALANCE	0.00	0.00		0.00		0.00		0.00	2,025.00	2,025.00



FUND DEPT 3105-022 : CAPITAL ASSET REPLCMT FND - COUNTY CLERK

11/15/2024 5:05:38 PM

PERIOD ENDING 10/31/2024

	ACTUAL LAST YEAR			ACTUAL THIS YEAR				ENCUMBRANCE	BUDGET	UNENCUMBERED BALANCE
	CURRENT MONTH	YEAR TO DATE	%	CURRENT MONTH	%	YEAR TO DATE	%			
EXPENDITURES										
TOTAL EXPENDITURES	0.00	0.00	0	0.00	0	0.00	0	0.00	0.00	0.00
OTHER FINANCING SOURCES (USES)										
6001 OTHER FINANCING SOURCES	0.00	0.00	0	0.00	0	0.00	0	0.00	12,500.00	12,500.00
TOTAL OTHER FINANCING SOURCES (USES)	0.00	0.00		0.00		0.00		0.00	12,500.00	12,500.00
NET CHANGE IN FUND BALANCE	0.00	0.00		0.00		0.00		0.00	12,500.00	12,500.00



FUND DEPT 3105-025 : CAPITAL ASSET REPLCMT FND - SUPERVISOR OF ASSESSMENT

11/15/2024 5:05:38 PM

PERIOD ENDING 10/31/2024

	ACTUAL LAST YEAR			ACTUAL THIS YEAR				ENCUMBRANCE	BUDGET	UNENCUMBERED BALANCE
	CURRENT MONTH	YEAR TO DATE	%	CURRENT MONTH	%	YEAR TO DATE	%			
EXPENDITURES										
5010 COMMODITIES	0.00	5,971.00	76	0.00	0	0.00	0	0.00	1,950.00	1,950.00
5020 SERVICES	0.00	5,852.21	98	0.00	0	22,604.17	100	0.00	22,605.00	0.83
TOTAL EXPENDITURES	0.00	11,823.21	85	0.00	0	22,604.17	92	0.00	24,555.00	1,950.83
OTHER FINANCING SOURCES (USES)										
6001 OTHER FINANCING SOURCES	0.00	0.00	0	0.00	0	0.00	0	0.00	27,048.00	27,048.00
TOTAL OTHER FINANCING SOURCES (USES)	0.00	0.00		0.00		0.00		0.00	27,048.00	27,048.00
NET CHANGE IN FUND BALANCE	0.00	-11,823.21		0.00		-22,604.17		0.00	2,493.00	25,097.17




FUND DEPT 3105-026 : CAPITAL ASSET REPLCMT FND - COUNTY TREASURER

11/15/2024 5:05:38 PM

PERIOD ENDING 10/31/2024

	ACTUAL LAST YEAR			ACTUAL THIS YEAR				ENCUMBRANCE	BUDGET	UNENCUMBERED BALANCE
	CURRENT MONTH	YEAR TO DATE	%	CURRENT MONTH	%	YEAR TO DATE	%			
EXPENDITURES										
5010 COMMODITIES	0.00	8,908.00	75	0.00	0	0.00	0	0.00	2,992.00	2,992.00
TOTAL EXPENDITURES	0.00	8,908.00	75	0.00	0	0.00	0	0.00	2,992.00	2,992.00
OTHER FINANCING SOURCES (USES)										
TOTAL OTHER FINANCING SOURCES (USES)	0.00	0.00		0.00		0.00		0.00	0.00	0.00
NET CHANGE IN FUND BALANCE	0.00	-8,908.00		0.00		0.00		0.00	-2,992.00	-2,992.00



FUND DEPT 3105-028 : CAPITAL ASSET REPLCMT FND - INFORMATION TECHNOLOGY (IT)

11/15/2024 5:05:38 PM

PERIOD ENDING 10/31/2024

	ACTUAL LAST YEAR			ACTUAL THIS YEAR				ENCUMBRANCE	BUDGET	UNENCUMBERED BALANCE
	CURRENT MONTH	YEAR TO DATE	%	CURRENT MONTH	%	YEAR TO DATE	%			
REVENUES										
4009 MISCELLANEOUS REVENUES	0.00	35,205.31	0	0.00	0	0.00	0	0.00	0.00	0.00
TOTAL REVENUES	0.00	35,205.31	0	0.00	0	0.00	0	0.00	0.00	0.00
EXPENDITURES										
5010 COMMODITIES	0.00	173,747.91	97	0.00	0	0.00	0	0.00	5,460.00	5,460.00
5020 SERVICES	7,540.00	564,400.38	66	6,325.00	1	606,042.50	67	0.00	910,994.00	304,951.50
8000 CAPITAL OUTLAY	126,354.02	126,354.02	18	0.00	0	76,940.50	24	230,102.26	325,871.96	18,829.20
TOTAL EXPENDITURES	133,894.02	864,502.31	49	6,325.00	1	682,983.00	55	230,102.26	1,242,325.96	329,240.70
OTHER FINANCING SOURCES (USES)										
6001 OTHER FINANCING SOURCES	0.00	0.00	0	0.00	0	0.00	0	0.00	734,418.00	734,418.00
TOTAL OTHER FINANCING SOURCES (USES)	0.00	0.00		0.00		0.00		0.00	734,418.00	734,418.00
NET CHANGE IN FUND BALANCE	-133,894.02	-829,297.00		-6,325.00		-682,983.00		-230,102.26	-507,907.96	405,177.30



FUND DEPT 3105-036 : CAPITAL ASSET REPLCMT FND - PUBLIC DEFENDER

11/15/2024 5:05:38 PM

PERIOD ENDING 10/31/2024

	ACTUAL LAST YEAR			ACTUAL THIS YEAR				ENCUMBRANCE	BUDGET	UNENCUMBERED BALANCE
	CURRENT MONTH	YEAR TO DATE	%	CURRENT MONTH	%	YEAR TO DATE	%			
EXPENDITURES										
5010 COMMODITIES	0.00	6,255.00	84	0.00	0	0.00	0	0.00	2,400.00	2,400.00
5020 SERVICES	0.00	0.00	0	0.00	0	0.00	0	0.00	1,035.00	1,035.00
8000 CAPITAL OUTLAY	0.00	0.00	0	0.00	0	27,042.00	90	0.00	30,000.00	2,958.00
TOTAL EXPENDITURES	0.00	6,255.00	84	0.00	0	27,042.00	81	0.00	33,435.00	6,393.00
OTHER FINANCING SOURCES (USES)										
6001 OTHER FINANCING SOURCES	0.00	0.00	0	0.00	0	0.00	0	0.00	45,993.00	45,993.00
TOTAL OTHER FINANCING SOURCES (USES)	0.00	0.00		0.00		0.00		0.00	45,993.00	45,993.00
NET CHANGE IN FUND BALANCE	0.00	-6,255.00		0.00		-27,042.00		0.00	12,558.00	39,600.00



FUND DEPT 3105-040 : CAPITAL ASSET REPLCMT FND - SHERIFF

11/15/2024 5:05:38 PM

PERIOD ENDING 10/31/2024

	ACTUAL LAST YEAR			ACTUAL THIS YEAR				ENCUMBRANCE	BUDGET	UNENCUMBERED BALANCE
	CURRENT MONTH	YEAR TO DATE	%	CURRENT MONTH	%	YEAR TO DATE	%			
EXPENDITURES										
5010 COMMODITIES	0.00	5,948.04	21	0.00	0	10,910.15	39	0.00	28,160.00	17,249.85
5020 SERVICES	0.00	25,560.00	75	0.00	0	35,102.40	98	0.00	36,000.00	897.60
TOTAL EXPENDITURES	0.00	31,508.04	50	0.00	0	46,012.55	72	0.00	64,160.00	18,147.45
OTHER FINANCING SOURCES (USES)										
6001 OTHER FINANCING SOURCES	0.00	0.00	0	0.00	0	0.00	0	0.00	254,738.00	254,738.00
TOTAL OTHER FINANCING SOURCES (USES)	0.00	0.00		0.00		0.00		0.00	254,738.00	254,738.00
NET CHANGE IN FUND BALANCE	0.00	-31,508.04		0.00		-46,012.55		0.00	190,578.00	236,590.55



FUND DEPT 3105-041 : CAPITAL ASSET REPLCMT FND - STATES ATTORNEY

11/15/2024 5:05:38 PM

PERIOD ENDING 10/31/2024

	ACTUAL LAST YEAR			ACTUAL THIS YEAR				ENCUMBRANCE	BUDGET	UNENCUMBERED BALANCE
	CURRENT MONTH	YEAR TO DATE	%	CURRENT MONTH	%	YEAR TO DATE	%			
EXPENDITURES										
5010 COMMODITIES	0.00	0.00	0	0.00	0	0.00	0	0.00	7,750.00	7,750.00
TOTAL EXPENDITURES	0.00	0.00	0	0.00	0	0.00	0	0.00	7,750.00	7,750.00
OTHER FINANCING SOURCES (USES)										
6001 OTHER FINANCING SOURCES	0.00	0.00	0	0.00	0	0.00	0	0.00	25,970.00	25,970.00
TOTAL OTHER FINANCING SOURCES (USES)	0.00	0.00		0.00		0.00		0.00	25,970.00	25,970.00
NET CHANGE IN FUND BALANCE	0.00	0.00		0.00		0.00		0.00	18,220.00	18,220.00




FUND DEPT 3105-042 : CAPITAL ASSET REPLCMT FND - CORONER

11/15/2024 5:05:38 PM

PERIOD ENDING 10/31/2024

	ACTUAL LAST YEAR			ACTUAL THIS YEAR				ENCUMBRANCE	BUDGET	UNENCUMBERED BALANCE
	CURRENT MONTH	YEAR TO DATE	%	CURRENT MONTH	%	YEAR TO DATE	%			
EXPENDITURES										
TOTAL EXPENDITURES	0.00	0.00	0	0.00	0	0.00	0	0.00	0.00	0.00
OTHER FINANCING SOURCES (USES)										
TOTAL OTHER FINANCING SOURCES (USES)	0.00	0.00		0.00		0.00		0.00	0.00	0.00
NET CHANGE IN FUND BALANCE	0.00	0.00		0.00		0.00		0.00	0.00	0.00



FUND DEPT 3105-043 : CAPITAL ASSET REPLCMT FND - EMERGENCY MGMT AGCY (EMA)

11/15/2024 5:05:38 PM

PERIOD ENDING 10/31/2024

	ACTUAL LAST YEAR			ACTUAL THIS YEAR				ENCUMBRANCE	BUDGET	UNENCUMBERED BALANCE
	CURRENT MONTH	YEAR TO DATE	%	CURRENT MONTH	%	YEAR TO DATE	%			
EXPENDITURES										
5010 COMMODITIES	0.00	1,180.00	28	0.00	0	0.00	0	0.00	49,200.00	49,200.00
8000 CAPITAL OUTLAY	0.00	0.00	0	0.00	0	35,000.00	49	0.00	71,000.00	36,000.00
TOTAL EXPENDITURES	0.00	1,180.00	1	0.00	0	35,000.00	29	0.00	120,200.00	85,200.00
OTHER FINANCING SOURCES (USES)										
6001 OTHER FINANCING SOURCES	0.00	0.00	0	0.00	0	0.00	0	0.00	2,840.00	2,840.00
TOTAL OTHER FINANCING SOURCES (USES)	0.00	0.00		0.00		0.00		0.00	2,840.00	2,840.00
NET CHANGE IN FUND BALANCE	0.00	-1,180.00		0.00		-35,000.00		0.00	-117,360.00	-82,360.00



FUND DEPT 3105-051 : CAPITAL ASSET REPLCMT FND - JUVENILE DETENTION CENTER

11/15/2024 5:05:38 PM

PERIOD ENDING 10/31/2024

	ACTUAL LAST YEAR			ACTUAL THIS YEAR				ENCUMBRANCE	BUDGET	UNENCUMBERED BALANCE
	CURRENT MONTH	YEAR TO DATE	%	CURRENT MONTH	%	YEAR TO DATE	%			
EXPENDITURES										
5010 COMMODITIES	0.00	6,369.00	50	0.00	0	0.00	0	0.00	9,565.00	9,565.00
5020 SERVICES	0.00	3,995.00	57	0.00	0	11,738.00	60	0.00	19,551.00	7,813.00
8000 CAPITAL OUTLAY	0.00	15,135.61	24	0.00	0	10,540.00	19	10,540.00	54,500.00	33,420.00
TOTAL EXPENDITURES	0.00	25,499.61	31	0.00	0	22,278.00	27	10,540.00	83,616.00	50,798.00
OTHER FINANCING SOURCES (USES)										
6001 OTHER FINANCING SOURCES	0.00	0.00	0	0.00	0	0.00	0	0.00	72,010.00	72,010.00
TOTAL OTHER FINANCING SOURCES (USES)	0.00	0.00		0.00		0.00		0.00	72,010.00	72,010.00
NET CHANGE IN FUND BALANCE	0.00	-25,499.61		0.00		-22,278.00		-10,540.00	-11,606.00	21,212.00



FUND DEPT 3105-052 : CAPITAL ASSET REPLCMT FND - COURT SERVICES -PROBATION

11/15/2024 5:05:38 PM

PERIOD ENDING 10/31/2024

	ACTUAL LAST YEAR			ACTUAL THIS YEAR				ENCUMBRANCE	BUDGET	UNENCUMBERED BALANCE
	CURRENT MONTH	YEAR TO DATE	%	CURRENT MONTH	%	YEAR TO DATE	%			
EXPENDITURES										
5010 COMMODITIES	0.00	43,720.00	53	0.00	0	0.00	0	0.00	14,575.00	14,575.00
TOTAL EXPENDITURES	0.00	43,720.00	48	0.00	0	0.00	0	0.00	14,575.00	14,575.00
OTHER FINANCING SOURCES (USES)										
6001 OTHER FINANCING SOURCES	0.00	0.00	0	0.00	0	0.00	0	0.00	3,572.00	3,572.00
TOTAL OTHER FINANCING SOURCES (USES)	0.00	0.00		0.00		0.00		0.00	3,572.00	3,572.00
NET CHANGE IN FUND BALANCE	0.00	-43,720.00		0.00		0.00		0.00	-11,003.00	-11,003.00



FUND DEPT 3105-059 : CAPITAL ASSET REPLCMT FND - FACILITIES PLANNING

11/15/2024 5:05:38 PM

PERIOD ENDING 10/31/2024

	ACTUAL LAST YEAR			ACTUAL THIS YEAR				ENCUMBRANCE	BUDGET	UNENCUMBERED BALANCE
	CURRENT MONTH	YEAR TO DATE	%	CURRENT MONTH	%	YEAR TO DATE	%			
REVENUES										
4008 INVESTMENT EARNINGS	0.00	811,229.51	0	2,975.91	0	386,489.18	0	0.00	0.00	-386,489.18
4009 MISCELLANEOUS REVENUES	0.00	130,995.62	0	36,255.00	0	36,255.00	0	0.00	0.00	-36,255.00
TOTAL REVENUES	0.00	942,225.13	0	39,230.91	0	422,744.18	0	0.00	0.00	-422,744.18
EXPENDITURES										
5020 SERVICES	0.00	44,687.01	13	12,859.70	13	34,801.02	35	0.00	100,000.00	65,198.98
8000 CAPITAL OUTLAY	2,468,405.30	17,694,046.94	38	336,508.01	1	14,386,708.82	58	0.00	24,737,259.00	10,350,550.18
TOTAL EXPENDITURES	2,468,405.30	17,738,733.95	38	349,367.71	1	14,421,509.84	58	0.00	24,837,259.00	10,415,749.16
OTHER FINANCING SOURCES (USES)										
6001 OTHER FINANCING SOURCES	0.00	0.00	0	0.00	0	0.00	0	0.00	8,533,357.00	8,533,357.00
TOTAL OTHER FINANCING SOURCES (USES)	0.00	0.00		0.00		0.00		0.00	8,533,357.00	8,533,357.00
NET CHANGE IN FUND BALANCE	-2,468,405.30	-16,796,508.82		-310,136.80		-13,998,765.66		0.00	-16,303,902.00	-2,305,136.34



FUND DEPT 3105-071 : CAPITAL ASSET REPLCMT FND - PUBLIC PROP (PHYS, PLNT, FAC)

11/15/2024 5:05:38 PM

PERIOD ENDING 10/31/2024

	ACTUAL LAST YEAR			ACTUAL THIS YEAR				ENCUMBRANCE	BUDGET	UNENCUMBERED BALANCE
	CURRENT MONTH	YEAR TO DATE	%	CURRENT MONTH	%	YEAR TO DATE	%			
EXPENDITURES										
5010 COMMODITIES	0.00	4,638.00	6	0.00	0	2,150.15	8	0.00	25,600.00	23,449.85
8000 CAPITAL OUTLAY	0.00	0.00	0	0.00	0	230,707.18	77	0.00	299,678.00	68,970.82
TOTAL EXPENDITURES	0.00	4,638.00	3	0.00	0	232,857.33	72	0.00	325,278.00	92,420.67
OTHER FINANCING SOURCES (USES)										
6001 OTHER FINANCING SOURCES	0.00	0.00	0	0.00	0	0.00	0	0.00	141,463.00	141,463.00
TOTAL OTHER FINANCING SOURCES (USES)	0.00	0.00		0.00		0.00		0.00	141,463.00	141,463.00
NET CHANGE IN FUND BALANCE	0.00	-4,638.00		0.00		-232,857.33		0.00	-183,815.00	49,042.33



FUND DEPT 3105-075 : CAPITAL ASSET REPLCMT FND - GENERAL COUNTY

11/15/2024 5:05:38 PM

PERIOD ENDING 10/31/2024

	ACTUAL LAST YEAR			ACTUAL THIS YEAR				ENCUMBRANCE	BUDGET	UNENCUMBERED BALANCE
	CURRENT MONTH	YEAR TO DATE	%	CURRENT MONTH	%	YEAR TO DATE	%			
OTHER FINANCING SOURCES (USES)										
TOTAL OTHER FINANCING SOURCES (USES)	<i>0.00</i>	<i>0.00</i>		<i>0.00</i>		<i>0.00</i>		<i>0.00</i>	<i>0.00</i>	<i>0.00</i>
NET CHANGE IN FUND BALANCE	0.00	0.00		0.00		0.00		0.00	0.00	0.00



FUND DEPT 3105-077 : CAPITAL ASSET REPLCMT FND - ZONING AND ENFORCE (P&Z)

11/15/2024 5:05:38 PM

PERIOD ENDING 10/31/2024

	ACTUAL LAST YEAR			ACTUAL THIS YEAR				ENCUMBRANCE	BUDGET	UNENCUMBERED BALANCE
	CURRENT MONTH	YEAR TO DATE	%	CURRENT MONTH	%	YEAR TO DATE	%			
EXPENDITURES										
5010 COMMODITIES	0.00	1,938.00	50	0.00	0	0.00	0	0.00	1,350.00	1,350.00
5020 SERVICES	0.00	0.00	0	0.00	0	0.00	0	0.00	56,293.00	56,293.00
TOTAL EXPENDITURES	0.00	1,938.00	6	0.00	0	0.00	0	0.00	57,643.00	57,643.00
OTHER FINANCING SOURCES (USES)										
6001 OTHER FINANCING SOURCES	0.00	0.00	0	0.00	0	0.00	0	0.00	28,784.00	28,784.00
TOTAL OTHER FINANCING SOURCES (USES)	0.00	0.00		0.00		0.00		0.00	28,784.00	28,784.00
NET CHANGE IN FUND BALANCE	0.00	-1,938.00		0.00		0.00		0.00	-28,859.00	-28,859.00



FUND DEPT 3105-140 : CAPITAL ASSET REPLCMT FND - CORRECTIONAL CENTER

11/15/2024 5:05:38 PM

PERIOD ENDING 10/31/2024

	ACTUAL LAST YEAR			ACTUAL THIS YEAR				ENCUMBRANCE	BUDGET	UNENCUMBERED BALANCE
	CURRENT MONTH	YEAR TO DATE	%	CURRENT MONTH	%	YEAR TO DATE	%			
EXPENDITURES										
5010 COMMODITIES	0.00	969.00	3	0.00	0	0.00	0	0.00	23,468.00	23,468.00
5020 SERVICES	0.00	87,850.18	59	0.00	0	108,473.42	78	0.00	138,361.00	29,887.58
8000 CAPITAL OUTLAY	0.00	0.00	0	5,225.00	2	15,270.00	5	0.00	296,634.00	281,364.00
TOTAL EXPENDITURES	0.00	88,819.18	22	5,225.00	1	123,743.42	27	0.00	458,463.00	334,719.58
OTHER FINANCING SOURCES (USES)										
6001 OTHER FINANCING SOURCES	0.00	0.00	0	0.00	0	0.00	0	0.00	205,582.00	205,582.00
TOTAL OTHER FINANCING SOURCES (USES)	0.00	0.00		0.00		0.00		0.00	205,582.00	205,582.00
NET CHANGE IN FUND BALANCE	0.00	-88,819.18		-5,225.00		-123,743.42		0.00	-252,881.00	-129,137.58



FUND DEPT 3303-010 : COURT COMPLEX CONSTR FUND - COUNTY BOARD

11/15/2024 5:05:38 PM

PERIOD ENDING 10/31/2024

	ACTUAL LAST YEAR			ACTUAL THIS YEAR				ENCUMBRANCE	BUDGET	UNENCUMBERED BALANCE
	CURRENT MONTH	YEAR TO DATE	%	CURRENT MONTH	%	YEAR TO DATE	%			
REVENUES										
4008 INVESTMENT EARNINGS	66.42	767.97	153 6	54.99	37	602.19	401	0.00	150.00	-452.19
TOTAL REVENUES	66.42	767.97	153 6	54.99	37	602.19	401	0.00	150.00	-452.19
EXPENDITURES										
5020 SERVICES	0.00	0.00	0	0.00	0	0.00	0	0.00	17,751.00	17,751.00
TOTAL EXPENDITURES	0.00	0.00	0	0.00	0	0.00	0	0.00	17,751.00	17,751.00
OTHER FINANCING SOURCES (USES)										
TOTAL OTHER FINANCING SOURCES (USES)	0.00	0.00		0.00		0.00		0.00	0.00	0.00
NET CHANGE IN FUND BALANCE	66.42	767.97		54.99		602.19		0.00	-17,601.00	-18,203.19



FUND DEPT 4074-010 : 2003 NURS HM BOND DBT SRV - COUNTY BOARD

11/15/2024 5:05:38 PM

PERIOD ENDING 10/31/2024

	ACTUAL LAST YEAR			ACTUAL THIS YEAR				ENCUMBRANCE	BUDGET	UNENCUMBERED BALANCE
	CURRENT MONTH	YEAR TO DATE	%	CURRENT MONTH	%	YEAR TO DATE	%			
REVENUES										
TOTAL REVENUES	0.00	0.00	0	0.00	0	0.00	0	0.00	0.00	0.00
EXPENDITURES										
TOTAL EXPENDITURES	0.00	0.00	0	0.00	0	0.00	0	0.00	0.00	0.00
OTHER FINANCING SOURCES (USES)										
TOTAL OTHER FINANCING SOURCES (USES)	0.00	0.00		0.00		0.00		0.00	0.00	0.00
NET CHANGE IN FUND BALANCE	0.00	0.00		0.00		0.00		0.00	0.00	0.00



FUND DEPT 4350-010 : HWY FACIL BOND DEBT SERVICE - COUNTY BOARD

11/15/2024 5:05:38 PM

PERIOD ENDING 10/31/2024

	ACTUAL LAST YEAR			ACTUAL THIS YEAR				ENCUMBRANCE	BUDGET	UNENCUMBERED BALANCE
	CURRENT MONTH	YEAR TO DATE	%	CURRENT MONTH	%	YEAR TO DATE	%			
REVENUES										
TOTAL REVENUES	0.00	0.00	0	0.00	0	0.00	0	0.00	0.00	0.00
OTHER FINANCING SOURCES (USES)										
TOTAL OTHER FINANCING SOURCES (USES)	0.00	0.00		0.00		0.00		0.00	0.00	0.00
NET CHANGE IN FUND BALANCE	0.00	0.00		0.00		0.00		0.00	0.00	0.00



FUND DEPT 5081-075 : NURSING HOME - GENERAL COUNTY

11/15/2024 5:05:38 PM

PERIOD ENDING 10/31/2024

	ACTUAL LAST YEAR			ACTUAL THIS YEAR				ENCUMBRANCE	BUDGET	UNENCUMBERED BALANCE
	CURRENT MONTH	YEAR TO DATE	%	CURRENT MONTH	%	YEAR TO DATE	%			
OTHER FINANCING SOURCES (USES)										
TOTAL OTHER FINANCING SOURCES (USES)	<i>0.00</i>	<i>0.00</i>		<i>0.00</i>		<i>0.00</i>		<i>0.00</i>	<i>0.00</i>	<i>0.00</i>
NET CHANGE IN FUND BALANCE	0.00	0.00		0.00		0.00		0.00	0.00	0.00



FUND DEPT 5081-120 : NURSING HOME - EMPLOYEE GROUP INSURANCE

11/15/2024 5:05:38 PM

PERIOD ENDING 10/31/2024

	ACTUAL LAST YEAR			ACTUAL THIS YEAR				ENCUMBRANCE	BUDGET	UNENCUMBERED BALANCE
	CURRENT MONTH	YEAR TO DATE	%	CURRENT MONTH	%	YEAR TO DATE	%			
OTHER FINANCING SOURCES (USES)										
TOTAL OTHER FINANCING SOURCES (USES)	<i>0.00</i>	<i>0.00</i>		<i>0.00</i>		<i>0.00</i>		<i>0.00</i>	<i>0.00</i>	<i>0.00</i>
NET CHANGE IN FUND BALANCE	0.00	0.00		0.00		0.00		0.00	0.00	0.00



FUND DEPT 5081-405 : NURSING HOME - NURSING HOME TRANSITION

11/15/2024 5:05:38 PM

PERIOD ENDING 10/31/2024

	ACTUAL LAST YEAR			ACTUAL THIS YEAR				ENCUMBRANCE	BUDGET	UNENCUMBERED BALANCE
	CURRENT MONTH	YEAR TO DATE	%	CURRENT MONTH	%	YEAR TO DATE	%			
REVENUES										
TOTAL REVENUES	0.00	0.00	0	0.00	0	0.00	0	0.00	0.00	0.00
EXPENDITURES										
TOTAL EXPENDITURES	0.00	0.00	0	0.00	0	0.00	0	0.00	0.00	0.00
OTHER FINANCING SOURCES (USES)										
TOTAL OTHER FINANCING SOURCES (USES)	0.00	0.00		0.00		0.00		0.00	0.00	0.00
NET CHANGE IN FUND BALANCE	0.00	0.00		0.00		0.00		0.00	0.00	0.00



FUND DEPT 5081-410 : NURSING HOME - ADMINISTRATIVE

11/15/2024 5:05:38 PM

PERIOD ENDING 10/31/2024

	ACTUAL LAST YEAR			ACTUAL THIS YEAR				ENCUMBRANCE	BUDGET	UNENCUMBERED BALANCE
	CURRENT MONTH	YEAR TO DATE	%	CURRENT MONTH	%	YEAR TO DATE	%			
REVENUES										
4008 INVESTMENT EARNINGS	451.85	3,992.40	998	189.12	76	2,665.63	106 6	0.00	250.00	-2,415.63
4009 MISCELLANEOUS REVENUES	0.00	-116,416.22	0	0.00	0	0.00	0	0.00	0.00	0.00
TOTAL REVENUES	451.85	-112,423.82	281 06	189.12	76	2,665.63	106 6	0.00	250.00	-2,415.63
EXPENDITURES										
5020 SERVICES	6,764.70	118,193.79	72	0.00	0	33,194.80	29	0.00	114,057.00	80,862.20
TOTAL EXPENDITURES	6,764.70	118,193.79	72	0.00	0	33,194.80	29	0.00	114,057.00	80,862.20
OTHER FINANCING SOURCES (USES)										
TOTAL OTHER FINANCING SOURCES (USES)	0.00	0.00		0.00		0.00		0.00	0.00	0.00
NET CHANGE IN FUND BALANCE	-6,312.85	-230,617.61		189.12		-30,529.17		0.00	-113,807.00	-83,277.83



FUND DEPT 5081-415 : NURSING HOME - ENVIRONMENTAL SERVICES

11/15/2024 5:05:38 PM

PERIOD ENDING 10/31/2024

	ACTUAL LAST YEAR			ACTUAL THIS YEAR				ENCUMBRANCE	BUDGET	UNENCUMBERED BALANCE
	CURRENT MONTH	YEAR TO DATE	%	CURRENT MONTH	%	YEAR TO DATE	%			
EXPENDITURES										
TOTAL EXPENDITURES	0.00	0.00	0	0.00	0	0.00	0	0.00	0.00	0.00
NET CHANGE IN FUND BALANCE	0.00	0.00		0.00		0.00		0.00	0.00	0.00



FUND DEPT 5081-420 : NURSING HOME - LAUNDRY

11/15/2024 5:05:38 PM

PERIOD ENDING 10/31/2024

	ACTUAL LAST YEAR			ACTUAL THIS YEAR				ENCUMBRANCE	BUDGET	UNENCUMBERED BALANCE
	CURRENT MONTH	YEAR TO DATE	%	CURRENT MONTH	%	YEAR TO DATE	%			
EXPENDITURES										
TOTAL EXPENDITURES	<i>0.00</i>	<i>0.00</i>	<i>0</i>	<i>0.00</i>	<i>0</i>	<i>0.00</i>	<i>0</i>	<i>0.00</i>	<i>0.00</i>	<i>0.00</i>
NET CHANGE IN FUND BALANCE	0.00	0.00		0.00		0.00		0.00	0.00	0.00



FUND DEPT 5081-425 : NURSING HOME - MAINTENANCE

11/15/2024 5:05:38 PM

PERIOD ENDING 10/31/2024

	ACTUAL LAST YEAR			ACTUAL THIS YEAR				ENCUMBRANCE	BUDGET	UNENCUMBERED BALANCE
	CURRENT MONTH	YEAR TO DATE	%	CURRENT MONTH	%	YEAR TO DATE	%			
EXPENDITURES										
TOTAL EXPENDITURES	0.00	0.00	0	0.00	0	0.00	0	0.00	0.00	0.00
NET CHANGE IN FUND BALANCE	0.00	0.00		0.00		0.00		0.00	0.00	0.00



FUND DEPT 5081-430 : NURSING HOME - NURSING SERVICES

11/15/2024 5:05:38 PM

PERIOD ENDING 10/31/2024

	ACTUAL LAST YEAR			ACTUAL THIS YEAR				ENCUMBRANCE	BUDGET	UNENCUMBERED BALANCE
	CURRENT MONTH	YEAR TO DATE	%	CURRENT MONTH	%	YEAR TO DATE	%			
EXPENDITURES										
TOTAL EXPENDITURES	0.00	0.00	0	0.00	0	0.00	0	0.00	0.00	0.00
NET CHANGE IN FUND BALANCE	0.00	0.00		0.00		0.00		0.00	0.00	0.00



FUND DEPT 5081-440 : NURSING HOME - ACTIVITIES

11/15/2024 5:05:38 PM

PERIOD ENDING 10/31/2024

	ACTUAL LAST YEAR			ACTUAL THIS YEAR				ENCUMBRANCE	BUDGET	UNENCUMBERED BALANCE
	CURRENT MONTH	YEAR TO DATE	%	CURRENT MONTH	%	YEAR TO DATE	%			
EXPENDITURES										
TOTAL EXPENDITURES	0.00	0.00	0	0.00	0	0.00	0	0.00	0.00	0.00
NET CHANGE IN FUND BALANCE	0.00	0.00		0.00		0.00		0.00	0.00	0.00



FUND DEPT 5081-441 : NURSING HOME - SOCIAL SERVICES

11/15/2024 5:05:38 PM

PERIOD ENDING 10/31/2024

	ACTUAL LAST YEAR			ACTUAL THIS YEAR				ENCUMBRANCE	BUDGET	UNENCUMBERED BALANCE
	CURRENT MONTH	YEAR TO DATE	%	CURRENT MONTH	%	YEAR TO DATE	%			
EXPENDITURES										
TOTAL EXPENDITURES	0.00	0.00	0	0.00	0	0.00	0	0.00	0.00	0.00
NET CHANGE IN FUND BALANCE	0.00	0.00		0.00		0.00		0.00	0.00	0.00



FUND DEPT 5081-445 : NURSING HOME - PHYSICAL THERAPY

11/15/2024 5:05:38 PM

PERIOD ENDING 10/31/2024

	ACTUAL LAST YEAR			ACTUAL THIS YEAR				ENCUMBRANCE	BUDGET	UNENCUMBERED BALANCE
	CURRENT MONTH	YEAR TO DATE	%	CURRENT MONTH	%	YEAR TO DATE	%			
EXPENDITURES										
TOTAL EXPENDITURES	0.00	0.00	0	0.00	0	0.00	0	0.00	0.00	0.00
NET CHANGE IN FUND BALANCE	0.00	0.00		0.00		0.00		0.00	0.00	0.00



FUND DEPT 5081-446 : NURSING HOME - OCCUPATIONAL THERAPY

11/15/2024 5:05:38 PM

PERIOD ENDING 10/31/2024

	ACTUAL LAST YEAR			ACTUAL THIS YEAR				ENCUMBRANCE	BUDGET	UNENCUMBERED BALANCE
	CURRENT MONTH	YEAR TO DATE	%	CURRENT MONTH	%	YEAR TO DATE	%			
EXPENDITURES										
TOTAL EXPENDITURES	0.00	0.00	0	0.00	0	0.00	0	0.00	0.00	0.00
NET CHANGE IN FUND BALANCE	0.00	0.00		0.00		0.00		0.00	0.00	0.00



FUND DEPT 5081-447 : NURSING HOME - RESPIRATORY THERAPY

11/15/2024 5:05:38 PM

PERIOD ENDING 10/31/2024

	ACTUAL LAST YEAR			ACTUAL THIS YEAR				ENCUMBRANCE	BUDGET	UNENCUMBERED BALANCE
	CURRENT MONTH	YEAR TO DATE	%	CURRENT MONTH	%	YEAR TO DATE	%			
EXPENDITURES										
TOTAL EXPENDITURES	0.00	0.00	0	0.00	0	0.00	0	0.00	0.00	0.00
NET CHANGE IN FUND BALANCE	0.00	0.00		0.00		0.00		0.00	0.00	0.00



FUND DEPT 5081-448 : NURSING HOME - SPEECH THERAPY

11/15/2024 5:05:38 PM

PERIOD ENDING 10/31/2024

	ACTUAL LAST YEAR			ACTUAL THIS YEAR				ENCUMBRANCE	BUDGET	UNENCUMBERED BALANCE
	CURRENT MONTH	YEAR TO DATE	%	CURRENT MONTH	%	YEAR TO DATE	%			
EXPENDITURES										
TOTAL EXPENDITURES	0.00	0.00	0	0.00	0	0.00	0	0.00	0.00	0.00
NET CHANGE IN FUND BALANCE	0.00	0.00		0.00		0.00		0.00	0.00	0.00




FUND DEPT 5081-450 : NURSING HOME - DIETARY

11/15/2024 5:05:38 PM

PERIOD ENDING 10/31/2024

	ACTUAL LAST YEAR			ACTUAL THIS YEAR				ENCUMBRANCE	BUDGET	UNENCUMBERED BALANCE
	CURRENT MONTH	YEAR TO DATE	%	CURRENT MONTH	%	YEAR TO DATE	%			
EXPENDITURES										
TOTAL EXPENDITURES	0.00	0.00	0	0.00	0	0.00	0	0.00	0.00	0.00
NET CHANGE IN FUND BALANCE	0.00	0.00		0.00		0.00		0.00	0.00	0.00



FUND DEPT 5081-455 : NURSING HOME - BEAUTY SHOP

11/15/2024 5:05:38 PM

PERIOD ENDING 10/31/2024

	ACTUAL LAST YEAR			ACTUAL THIS YEAR				ENCUMBRANCE	BUDGET	UNENCUMBERED BALANCE
	CURRENT MONTH	YEAR TO DATE	%	CURRENT MONTH	%	YEAR TO DATE	%			
EXPENDITURES										
TOTAL EXPENDITURES	0.00	0.00	0	0.00	0	0.00	0	0.00	0.00	0.00
NET CHANGE IN FUND BALANCE	0.00	0.00		0.00		0.00		0.00	0.00	0.00



FUND DEPT 5081-460 : NURSING HOME - ADULT DAY CARE

11/15/2024 5:05:38 PM

PERIOD ENDING 10/31/2024

ACTUAL LAST YEAR

ACTUAL THIS YEAR

	CURRENT MONTH	YEAR TO DATE	%	CURRENT MONTH	%	YEAR TO DATE	%	ENCUMBRANCE	BUDGET	UNENCUMBERED BALANCE
EXPENDITURES										
TOTAL EXPENDITURES	<i>0.00</i>	<i>0.00</i>	<i>0</i>	<i>0.00</i>	<i>0</i>	<i>0.00</i>	<i>0</i>	<i>0.00</i>	<i>0.00</i>	<i>0.00</i>
NET CHANGE IN FUND BALANCE	0.00	0.00		0.00		0.00		0.00	0.00	0.00



FUND DEPT 5081-462 : NURSING HOME - ALZHEIMERS UNIT

11/15/2024 5:05:38 PM

PERIOD ENDING 10/31/2024

	ACTUAL LAST YEAR			ACTUAL THIS YEAR				ENCUMBRANCE	BUDGET	UNENCUMBERED BALANCE
	CURRENT MONTH	YEAR TO DATE	%	CURRENT MONTH	%	YEAR TO DATE	%			
EXPENDITURES										
TOTAL EXPENDITURES	0.00	0.00	0	0.00	0	0.00	0	0.00	0.00	0.00
NET CHANGE IN FUND BALANCE	0.00	0.00		0.00		0.00		0.00	0.00	0.00




FUND DEPT 6476-118 : SELF-FUNDED INSURANCE - PROPERTY/LIABILITY INSUR

11/15/2024 5:05:38 PM

PERIOD ENDING 10/31/2024

	ACTUAL LAST YEAR			ACTUAL THIS YEAR				ENCUMBRANCE	BUDGET	UNENCUMBERED BALANCE
	CURRENT MONTH	YEAR TO DATE	%	CURRENT MONTH	%	YEAR TO DATE	%			
REVENUES										
4007 CHARGES FOR SERVICES	0.00	0.00	0	0.00	0	0.00	0	0.00	1,774,072.00	1,774,072.00
4009 MISCELLANEOUS REVENUES	0.00	678.50	0	0.00	0	32,282.76	0	0.00	0.00	-32,282.76
TOTAL REVENUES	0.00	678.50	0	0.00	0	32,282.76	2	0.00	1,774,072.00	1,741,789.24
EXPENDITURES										
5020 SERVICES	100,375.43	1,337,147.57	67	20,316.27	1	340,089.66	19	0.00	1,768,000.00	1,427,910.34
TOTAL EXPENDITURES	100,375.43	1,337,147.57	67	20,316.27	1	340,089.66	19	0.00	1,768,000.00	1,427,910.34
OTHER FINANCING SOURCES (USES)										
7001 OTHER FINANCING USES	0.00	0.00	0	0.00	0	0.00	0	0.00	-6,072.00	-6,072.00
TOTAL OTHER FINANCING SOURCES (USES)	0.00	0.00		0.00		0.00		0.00	-6,072.00	-6,072.00
NET CHANGE IN FUND BALANCE	-100,375.43	-1,336,469.07		-20,316.27		-307,806.90		0.00	0.00	307,806.90



PERIOD ENDING 10/31/2024

	ACTUAL LAST YEAR			ACTUAL THIS YEAR				ENCUMBRANCE	BUDGET	UNENCUMBERED BALANCE
	CURRENT MONTH	YEAR TO DATE	%	CURRENT MONTH	%	YEAR TO DATE	%			
REVENUES										
4007 CHARGES FOR SERVICES	96,523.82	924,918.77	94	102,218.32	10	954,019.02	90	0.00	1,060,194.00	106,174.98
4008 INVESTMENT EARNINGS	19,272.86	85,006.41	170 0	5,739.92	14	145,873.75	365	0.00	40,000.00	-105,873.75
TOTAL REVENUES	115,796.68	1,009,925.18	102	107,958.24	10	1,099,892.77	100	0.00	1,100,194.00	301.23
EXPENDITURES										
5003 FRINGE BENEFITS	41,424.72	885,236.84	91	27,002.69	3	539,896.61	52	0.00	1,048,000.00	508,103.39
5010 COMMODITIES	0.00	106.18	68	0.00	0	0.00	0	0.00	50.00	50.00
5020 SERVICES	0.00	7,250.00	92	0.00	0	0.00	0	0.00	0.00	0.00
TOTAL EXPENDITURES	41,424.72	892,593.02	91	27,002.69	3	539,896.61	52	0.00	1,048,050.00	508,153.39
OTHER FINANCING SOURCES (USES)										
7001 OTHER FINANCING USES	0.00	0.00	0	0.00	0	0.00	0	0.00	-12,144.00	-12,144.00
TOTAL OTHER FINANCING SOURCES (USES)	0.00	0.00		0.00		0.00		0.00	-12,144.00	-12,144.00
NET CHANGE IN FUND BALANCE	74,371.96	117,332.16		80,955.55		559,996.16		0.00	40,000.00	-519,996.16



FUND DEPT 6620-120 : HEALTH-LIFE INSURANCE - EMPLOYEE GROUP INSURANCE

11/15/2024 5:05:38 PM

PERIOD ENDING 10/31/2024

	ACTUAL LAST YEAR			ACTUAL THIS YEAR				ENCUMBRANCE	BUDGET	UNENCUMBERED BALANCE
	CURRENT MONTH	YEAR TO DATE	%	CURRENT MONTH	%	YEAR TO DATE	%			
REVENUES										
4007 CHARGES FOR SERVICES	0.00	22,793.16	0	0.00	0	0.00	0	0.00	60,780.00	60,780.00
4008 INVESTMENT EARNINGS	13,809.93	18,952.32	947 6	-289.55	-12	7,245.98	290	0.00	2,500.00	-4,745.98
4009 MISCELLANEOUS REVENUES	0.00	0.00	0	0.00	0	2,881.99	0	0.00	0.00	-2,881.99
TOTAL REVENUES	13,809.93	41,745.48	1	-289.55	0	10,127.97	16	0.00	63,280.00	53,152.03
EXPENDITURES										
5003 FRINGE BENEFITS	0.00	0.00	0	0.00	0	-189.75	0	0.00	0.00	189.75
5010 COMMODITIES	0.00	540.50	100	0.00	0	0.00	0	0.00	600.00	600.00
5020 SERVICES	0.00	49,885.27	86	0.00	0	52,450.00	74	0.00	70,679.00	18,229.00
TOTAL EXPENDITURES	0.00	50,425.77	1	0.00	0	52,260.25	73	0.00	71,279.00	19,018.75
OTHER FINANCING SOURCES (USES)										
TOTAL OTHER FINANCING SOURCES (USES)	0.00	0.00		0.00		0.00		0.00	0.00	0.00
NET CHANGE IN FUND BALANCE	13,809.93	-8,680.29		-289.55		-42,132.28		0.00	-7,999.00	34,133.28



FUND DEPT 7086-060 : TOWNSHIP MOTOR FUEL TAX - HIGHWAY

11/15/2024 5:05:38 PM

PERIOD ENDING 10/31/2024

	ACTUAL LAST YEAR			ACTUAL THIS YEAR				ENCUMBRANCE	BUDGET	UNENCUMBERED BALANCE
	CURRENT MONTH	YEAR TO DATE	%	CURRENT MONTH	%	YEAR TO DATE	%			
REVENUES										
4004 INTERGOVERNMENTAL REVENUE	308,789.38	2,565,038.07	0	305,437.38	0	2,651,030.08	0	0.00	0.00	-2,651,030.08
4008 INVESTMENT EARNINGS	162,398.82	-33,546.25	0	6,637.00	0	106,277.50	0	0.00	0.00	-106,277.50
TOTAL REVENUES	471,188.20	2,531,491.82	0	312,074.38	0	2,757,307.58	0	0.00	0.00	-2,757,307.58
EXPENDITURES										
5010 COMMODITIES	0.00	0.00	0	48,357.39	1	3,837,479.99	79	0.00	4,860,000.00	1,022,520.01
5020 SERVICES	0.00	3,574,660.62	71	0.00	0	130,304.38	93	0.00	140,000.00	9,695.62
TOTAL EXPENDITURES	0.00	3,574,660.62	71	48,357.39	1	3,967,784.37	79	0.00	5,000,000.00	1,032,215.63
NET CHANGE IN FUND BALANCE	471,188.20	-1,043,168.80		263,716.99		-1,210,476.79		0.00	-5,000,000.00	-3,789,523.21



FUND DEPT 7087-060 : TOWNSHIP BRIDGE - HIGHWAY

11/15/2024 5:05:38 PM

PERIOD ENDING 10/31/2024

	ACTUAL LAST YEAR			ACTUAL THIS YEAR				ENCUMBRANCE	BUDGET	UNENCUMBERED BALANCE
	CURRENT MONTH	YEAR TO DATE	%	CURRENT MONTH	%	YEAR TO DATE	%			
REVENUES										
4004 INTERGOVERNMENTAL REVENUE	0.00	0.00	0	397,892.40	0	397,892.40	0	0.00	0.00	-397,892.40
4008 INVESTMENT EARNINGS	94.31	90.98	0	890.41	0	946.20	0	0.00	0.00	-946.20
TOTAL REVENUES	94.31	90.98	0	398,782.81	0	398,838.60	0	0.00	0.00	-398,838.60
EXPENDITURES										
5020 SERVICES	0.00	0.00	0	43,875.65	17	43,875.65	17	0.00	252,416.00	208,540.35
8000 CAPITAL OUTLAY	0.00	0.00	0	138,202.58	95	138,202.58	95	0.00	145,476.00	7,273.42
TOTAL EXPENDITURES	0.00	0.00	0	182,078.23	46	182,078.23	46	0.00	397,892.00	215,813.77
NET CHANGE IN FUND BALANCE	94.31	90.98		216,704.58		216,760.37		0.00	-397,892.00	-614,652.37



FUND DEPT 7097-026 : ESTATE - COUNTY TREASURER

11/15/2024 5:05:38 PM

PERIOD ENDING 10/31/2024

	ACTUAL LAST YEAR			ACTUAL THIS YEAR				ENCUMBRANCE	BUDGET	UNENCUMBERED BALANCE
	CURRENT MONTH	YEAR TO DATE	%	CURRENT MONTH	%	YEAR TO DATE	%			
REVENUES										
TOTAL REVENUES	0.00	0.00	0	0.00	0	0.00	0	0.00	0.00	0.00
NET CHANGE IN FUND BALANCE	0.00	0.00		0.00		0.00		0.00	0.00	0.00



FUND DEPT 7667-026 : PROPERTY CONDEMNATIONS - COUNTY TREASURER

11/15/2024 5:05:38 PM

PERIOD ENDING 10/31/2024

	ACTUAL LAST YEAR			ACTUAL THIS YEAR				ENCUMBRANCE	BUDGET	UNENCUMBERED BALANCE
	CURRENT MONTH	YEAR TO DATE	%	CURRENT MONTH	%	YEAR TO DATE	%			
REVENUES										
TOTAL REVENUES	0.00	0.00	0	0.00	0	0.00	0	0.00	0.00	0.00
OTHER FINANCING SOURCES (USES)										
TOTAL OTHER FINANCING SOURCES (USES)	0.00	0.00		0.00		0.00		0.00	0.00	0.00
NET CHANGE IN FUND BALANCE	0.00	0.00		0.00		0.00		0.00	0.00	0.00



FUND DEPT 7687-040 : SHERIFF FORECLOSURES - SHERIFF

11/15/2024 5:05:38 PM

PERIOD ENDING 10/31/2024

	ACTUAL LAST YEAR			ACTUAL THIS YEAR				ENCUMBRANCE	BUDGET	UNENCUMBERED BALANCE
	CURRENT MONTH	YEAR TO DATE	%	CURRENT MONTH	%	YEAR TO DATE	%			
REVENUES										
TOTAL REVENUES	<i>0.00</i>	<i>0.00</i>	<i>0</i>	<i>0.00</i>	<i>0</i>	<i>0.00</i>	<i>0</i>	<i>0.00</i>	<i>0.00</i>	<i>0.00</i>
OTHER FINANCING SOURCES (USES)										
6001 OTHER FINANCING SOURCES	-125,109.00	0.00	0	0.00	0	0.00	0	0.00	0.00	0.00
TOTAL OTHER FINANCING SOURCES (USES)	<i>-125,109.00</i>	<i>0.00</i>		<i>0.00</i>		<i>0.00</i>		<i>0.00</i>	<i>0.00</i>	<i>0.00</i>
NET CHANGE IN FUND BALANCE	-125,109.00	0.00		0.00		0.00		0.00	0.00	0.00



FUND DEPT 7699-020 : GARNISHMENTS - AUDITOR

11/15/2024 5:05:38 PM

PERIOD ENDING 10/31/2024

	ACTUAL LAST YEAR			ACTUAL THIS YEAR				ENCUMBRANCE	BUDGET	UNENCUMBERED BALANCE
	CURRENT MONTH	YEAR TO DATE	%	CURRENT MONTH	%	YEAR TO DATE	%			
REVENUES										
TOTAL REVENUES	0.00	0.00	0	0.00	0	0.00	0	0.00	0.00	0.00
OTHER FINANCING SOURCES (USES)										
TOTAL OTHER FINANCING SOURCES (USES)	0.00	0.00		0.00		0.00		0.00	0.00	0.00
NET CHANGE IN FUND BALANCE	0.00	0.00		0.00		0.00		0.00	0.00	0.00



FUND DEPT 8850-111 : GEOG INF SYS JOINT VENTUR - OPERATIONS & ADMINSTRTN

11/15/2024 5:05:38 PM

PERIOD ENDING 10/31/2024

	ACTUAL LAST YEAR			ACTUAL THIS YEAR				ENCUMBRANCE	BUDGET	UNENCUMBERED BALANCE
	CURRENT MONTH	YEAR TO DATE	%	CURRENT MONTH	%	YEAR TO DATE	%			
REVENUES										
4004 INTERGOVERNMENTAL REVENUE	0.00	361,224.47	66	130,503.70	23	437,230.47	76	0.00	572,082.00	134,851.53
4007 CHARGES FOR SERVICES	0.00	49,793.19	82	490.86	1	67,236.10	108	0.00	62,500.00	-4,736.10
4008 INVESTMENT EARNINGS	-2,066.35	6,241.63	124 8	645.44	6	15,112.10	137	0.00	11,000.00	-4,112.10
4009 MISCELLANEOUS REVENUES	0.00	5,319.81	41	0.00	0	8,602.85	69	0.00	12,500.00	3,897.15
TOTAL REVENUES	-2,066.35	422,579.10	68	131,640.00	20	528,181.52	80	0.00	658,082.00	129,900.48
EXPENDITURES										
5001 SALARIES AND WAGES	30,483.22	320,880.81	78	32,079.16	8	314,515.57	75	0.00	418,654.00	104,138.43
5003 FRINGE BENEFITS	3,160.59	72,168.74	58	8,678.24	7	75,200.96	58	0.00	129,975.00	54,774.04
5010 COMMODITIES	0.00	2,401.37	38	186.94	3	792.20	14	0.00	5,650.00	4,857.80
5020 SERVICES	202.13	12,026.41	32	3,759.60	9	9,178.30	23	0.00	40,100.00	30,921.70
8000 CAPITAL OUTLAY	0.00	0.00	0	0.00	0	0.00	0	0.00	15,000.00	15,000.00
TOTAL EXPENDITURES	33,845.94	407,477.33	70	44,703.94	7	399,687.03	66	0.00	609,379.00	209,691.97
OTHER FINANCING SOURCES (USES)										
7001 OTHER FINANCING USES	0.00	-58,500.00	95	0.00	0	0.00	0	0.00	-63,500.00	-63,500.00
TOTAL OTHER FINANCING SOURCES (USES)	0.00	-58,500.00		0.00		0.00		0.00	-63,500.00	-63,500.00
NET CHANGE IN FUND BALANCE	-35,912.29	-43,398.23		86,936.06		128,494.49		0.00	-14,797.00	-143,291.49



FUND DEPT 8850-112 : GEOG INF SYS JOINT VENTUR - CAPITAL/TECHNOLOGY PURCH

11/15/2024 5:05:38 PM

PERIOD ENDING 10/31/2024

	ACTUAL LAST YEAR			ACTUAL THIS YEAR				ENCUMBRANCE	BUDGET	UNENCUMBERED BALANCE
	CURRENT MONTH	YEAR TO DATE	%	CURRENT MONTH	%	YEAR TO DATE	%			
REVENUES										
TOTAL REVENUES	0.00	0.00	0	0.00	0	0.00	0	0.00	0.00	0.00
EXPENDITURES										
5010 COMMODITIES	0.00	4,366.01	99	3,635.00	63	3,985.29	69	0.00	5,750.00	1,764.71
5020 SERVICES	0.00	57,541.86	94	2,408.67	4	60,388.85	95	0.00	63,875.00	3,486.15
8000 CAPITAL OUTLAY	0.00	0.00	0	0.00	0	0.00	0	17,893.00	18,000.00	107.00
TOTAL EXPENDITURES	0.00	61,907.87	86	6,043.67	7	64,374.14	73	17,893.00	87,625.00	5,357.86
OTHER FINANCING SOURCES (USES)										
6001 OTHER FINANCING SOURCES	0.00	58,500.00	100	0.00	0	0.00	0	0.00	60,500.00	60,500.00
TOTAL OTHER FINANCING SOURCES (USES)	0.00	58,500.00		0.00		0.00		0.00	60,500.00	60,500.00
NET CHANGE IN FUND BALANCE	0.00	-3,407.87		-6,043.67		-64,374.14		-17,893.00	-27,125.00	55,142.14



FUND DEPT 8850-672 : GEOG INF SYS JOINT VENTUR - AERIAL PHOTOGRAPHY PROJ

11/15/2024 5:05:38 PM

PERIOD ENDING 10/31/2024

	ACTUAL LAST YEAR			ACTUAL THIS YEAR				ENCUMBRANCE	BUDGET	UNENCUMBERED BALANCE
	CURRENT MONTH	YEAR TO DATE	%	CURRENT MONTH	%	YEAR TO DATE	%			
REVENUES										
4004 INTERGOVERNMENTAL REVENUE	0.00	95,959.75	90	10,001.00	31	34,646.00	109	0.00	31,750.00	-2,896.00
TOTAL REVENUES	0.00	95,959.75	90	10,001.00	31	34,646.00	109	0.00	31,750.00	-2,896.00
EXPENDITURES										
5020 SERVICES	0.00	93,000.00	50	0.00	0	0.00	0	0.00	0.00	0.00
TOTAL EXPENDITURES	0.00	93,000.00	50	0.00	0	0.00	0	0.00	0.00	0.00
NET CHANGE IN FUND BALANCE	0.00	2,959.75		10,001.00		34,646.00		0.00	31,750.00	-2,896.00