

JDC POPULATION REPORT FOR THE MONTH OF SEPTEMBER 2010

DATE	MALE	FEMALE	JUV	ADULT	CHAMPAIGN	OTHER	OFFENSE CLASSIFICATION	RELEASES	TOTALS
9/1	16	3	19	0	15	4	1 Class X/4 DOJJ/ 7 Felonies/7 Misd.	1	19-1
9/2	15	4	19	0	15	4	1 Class X/4 DOJJ/8 Felonies/6 Misd.	2	19-2
9/3	14	3	17	0	13	4	1 Class X/3 DOJJ/8 Felonies/5 Misd.	0	17-0
9/4	11	2	13	0	12	1	1 Class X/7 Felonies/5 Misd.	2	13-2
9/5	10	2	12	0	11	1	1 Class X/7 Felonies/4 Misd.	5	12-5
9/6	10	2	12	0	11	1	1 Class X/7 Felonies/4 Misd.	0	12-0
9/7	12	3	15	0	14	1	1 Class X/8 Felonies/6 Misd.	1	15-1
9/8	13	3	16	0	15	1	1 Class X/2 DOJJ/8 Felonies/5 Misd.	0	16-0
9/9	13	1	14	0	14	0	1 Class X/2 DOJJ/7 Felonies/4 Misd.	0	14-0
9/10	12	1	13	0	13	0	3 DOJJ/7 Felonies/3 Misd.	0	13-0
9/11	10	1	11	0	10	1	1 DOJJ/8 Felonies/2 Misd.	0	11-0
9/12	10	1	11	0	10	1	1 DOJJ/8 Felonies/2 Misd.	1	11-1
9/13	9	2	11	0	10	1	1 DOJJ/8 Felonies/2 Misd.	4	11-4
9/14	7	2	9	0	8	1	5 Felonies/4 Misd.	2	9-2
9/15	6	2	8	0	8	0	4 Felonies/4 Misd.	0	8-0
9/16	6	2	8	0	8	0	4 Felonies/4 Misd.	1	8-1
9/17	7	3	10	0	9	1	5 Felonies/5 Misd.	2	10-2
9/18	6	3	9	0	8	1	5 Felonies/4 Misd.	0	9-0
9/19	7	3	10	0	9	1	5 Felonies/5 Misd.	1	10-1
9/20	9	4	13	0	12	1	1 DOJJ/6 Felonies/6 Misd.	1	13-1
9/21	8	3	11	0	11	0	1 DOJJ/6 Felonies/4 Misd.	0	11-0
9/22	14	3	17	0	15	2	3 DOJJ/11 Felonies/3 Misd.	1	17-1
9/23	12	5	17	0	14	3	2 DOJJ/11 Felonies/4 Misd.	1	17-1
9/24	12	6	18	0	15	3	2 DOJJ/10 Felonies/6 Misd.	1	18-1
9/25	8	4	12	0	11	1	9 Felonies/3 Misd.	0	12-0
9/26	8	4	12	0	11	1	9 Felonies/3 Misd.	0	12-0
9/27	9	3	12	0	11	1	9 Felonies/3 Misd.	1	12-1
9/28	10	2	12	0	12	0	8 Felonies/4 Misd.	1	12-1
9/29	13	2	15	0	15	0	10 Felonies/5 Misd.	1	15-1
9/30	12	2	14	0	14	0	10 Felonies/4 Misd.	0	14-0

NOTE: Columns 4 & 5 refer to juvenile or adult Court proceedings; columns 6 & 7 refer to Champaign County cases or other counties being charged to house minors at YDC. Releases refers to minors arrested by police, however released to the parents without being detained at the Center. Totals are minors detained / released for that particular date.

Monthly Juvenile Probation Report

Circuit

SIXTH

County

CHAMPAIGN

Month/Year

Sep-10

Preparer

Teresa Zebe

I. Juvenile Court Activity	1. Delinquency	2. Addiction	3. MRAI	4. Truancy	5. Neglect/Abuse	6. Dependant	7. Total
A. Petitions Filed	35	0	0	0	3	0	38
B. Court Action During Month							
1. Petitions Dismissed	18	0	0	0			18
2. Cont. Under Supervision	0	0	0	0			0
3. Adjudication	9	0	0	0			9

II. Criminal Prosecutions	
A. Automatic	0
B. Discretionary	0
C. Total	0

III. Admissions During Month to Active Caseload		
	Formal	Informal
A. Delinquency	9	5
B. Addiction	0	0
C. MRAI	0	0
D. Truancy	0	0
E. Neglect/Abuse	0	0
F. Dependant	0	0
G. Total	9	5

IV. Demographics for Admissions

A. Sex	Formal	Informal
Male	6	3
Female	3	2
Total	9	5

C. Race/Ethnicity	Formal	Informal
American Indian/Eskimo	0	0
Asian/Pacific Islander	0	0
Black	7	1
Hispanic Origin	0	0
White	2	4
Other	0	0
Total	9	5

V. Intakes Completed	
A. Full intakes	9
B. Partial Intakes	1
C. Total	10

B. Age	Formal	Informal
12-Under	0	0
13yrs.	0	0
14yrs.	3	0
15yrs.	2	1
16yrs.	1	2
17-over	3	2
Total	9	5

D. Education (Delinquency Only)		
Enrolled in School	Formal	Informal
At Offense	9	5

VI. Restitution and fees ordered (Active and Administrative)	
A. New Cases Ordered to Pay Restitution	1
B. Total Amount of Restitution Ordered	\$1,500
C. Number of New Cases Ordered to Pay Fees	4 (\$270)

VII. Court Ordered Programs	
A. Alcohol	0
B. Drug Treatment	0
C. Alcohol & Drug Treatment	1
D. Youth Services Agency	0
E. Mental Health	2
F. Alternative Education	0
G. TASC	0
H. UDIS	0
I. JTPA	0
J. Other (explain)	1

VIII. Placements			
	1. In State	2. Out of State	3. Total
A. Number Beginning of Month	13	1	16
B. Ordered Placed During Month			
1. Foster Home	0	0	0
2. Group Home	0	0	0
3. Resid. Treatment	0	0	0
4. With Relative	0	0	0
5. Subtotal	13	1	14
C. Number Removed During Month	4	0	4
D. Total End of Month	9	1	10

IX. Active Caseload						
	a. Probation	b. Supervision	c. Cont. Under Sup.	d. Informal	e. Other	f. Total
A. Caseload Beg. of Month	162	0	8	14	1	185
B. New Admissions	9	0	1	5	0	15
C. Re-admitted from Admin	1	0	0	0	0	1
D. Transferred In	6	0	0	0	0	6
E. Subtotal (A+B+C+D)	178	0	9	19	1	207
F. Cases Dropped						
1. Scheduled Termination	3	0	1	3	0	7
2. Early Termination	1	0	0	0	0	1
3. Absconder/Warrant	1	0	0	0	0	1
4. Revoked-Technical	1	0	0	0	0	1
5. Revoked-New Offense	1	0	0	0	0	1
6. Alternate DOC Commit.	0	0	0	0	0	0
7. Unsatisfactory Termination	0	0	0	0	0	0
8. Transferred Out	0	0	0	0	0	0
9. Other (explain)	10	0	0	0	0	10
10. Subtotal (Add 1-9)	17	0	1	3	0	21
G. Caseload End of Month(E-F10)	161	0	8	16	1	186

X. Commitments to DOC	
A. Full	4
B. Evaluation	2
C. Habitual Juv. Offender	0
D. Violent Juv. Offender	0
E. Total	6

G. Education	
	7
	1
	1
	1
	0
	0
	10
	21

XI. Interstate Compact Cases	
Number	2

XII. Administrative Caseload	
A. Active	10
B. Inactive	4

XIII. Classification of Active Caseload					
	a. Max.	b. Med.	c. Min.	d. Unclassified	e. Total
A. Probation	23	138	0	0	161
B. Supervision	0	0	0	0	0
C. Cont. Under Sup.	0	7	1	0	8
D. Informal	0	0	16	0	16
E. Other	0	1	0	0	1
F. Total	23	146	17	0	186


XIV. Investigations	
	Completed
A. Social Histories	5
B. Adoption	0
C. Contested Custody	0
D. Suppl. Soc. Hist.	3
E. Intake Screening	0
F. Other (Explain)	40
G. Total	48

XV. Case Violations Reported			
	1. Technical	2. New Offense	3. Total
Violations Reported	1	0	1

XVI. Court Actions on Violations			
	1. Technical	2. New Offense	3. Total
A. No Violations	0	0	0
B. Violation Found	0	1	1
C. Total Court Action	0	1	1

XVII. Home Detention/Electronic Monitoring				
	A. PreAdjud. Home Det.		B. Post Adjud. Home Det.	
	1. Ordered this Month	2. End of Month	1. Ordered this Month	2. End of Month
a. With Elect. Monit.	0	0	0	0
b. Without Elect. Monit.	None	0	0	0
c. Total	0	0	0	0

Signature Of Approval by Chief/Director



CHAMPAIGN COUNTY PROBATION AND COURT SERVICES

Joseph J. Gordon
Director

Probation Services
Courthouse
101 E. Main
Urbana, IL 61801
Phone: (217) 384-3753
Fax: (217) 384-1264

Detention Services
400 S. Art Bartell Rd.
Urbana, IL 61802
Phone: (217) 384-3780
Fax: (217) 384-8617

To Whom It May Concern:

Re: September 2010 STATISTICAL EXPLANATION

Please be advised that the explanation for sections VII-J, and XIV-F on the September 2010 Statistical Form is as follows:


VII- (J):
Mentoring (1)

XIV – (F): is as follows:

Remission/Review Reports (39)
Home and Background Report (1)

Should you have any questions, please do not hesitate to contact me at (217)384-3753.

Respectfully,



Teresa Zebe
Supervisor Juvenile Probation

Monthly Juvenile Probation Report Addendum

(Public Act 95-1031, Tracking 17 Year Old Misdemeanants)

Circuit Sixth County Champaign Month/Year Sept 2010 Preparer Teresa Zebe

This report is to be completed for only those juvenile case admissions resultant from Pubic Act 95-1031, which extends the jurisdiction of the juvenile court to include minors under the age of 18 who commit misdemeanor offenses. Thus, this Addendum Report will only include those 17 year olds referred by the court for qualifying misdemeanor offenses. Cases reported on this form are to also be reported on the Monthly Juvenile Probation Report in the appropriate sections to ensure the complete monthly reporting of your department's juvenile caseload.

XVIII. Admissions to Active Caseload

	Male						Female						Offense Type										Number Originally Charged As Felon	
	Race/Ethnicity												Property		Person		Drug		Alcohol		Other		Male	Female
	AI	A	B	H	W	O	AI	A	B	H	W	O	M	F	M	F	M	F	M	F	M	F		
A. Probation																								
B. Supervision																								
C. Count. Under Sup.																								
D. Informal																								
E. Other																								
Total	0	0	0	0	0	0	0	0	0	0	0	0	0	0	0	0	0	0	0	0	0	0	0	0

XIX. Investigations

	Male	Female
A. Social Histories	0	0
B. Supplemental Social History	0	0
C. Other Investigations	0	0
Total	0	0

Note: Race/Ethnicity are the same categories currently in use on monthly reports. Alcohol is to include minor in possession, use, and/or under the influence offenses. Please specify offenses reported under the Other category.

XX. Risk Classification for End of Month Active Caseload (PA 95-1031 cases)

	Maximum		Medium		Minimum		Unclassified		Total	
	Male	Female	Male	Female	Male	Female	Male	Female	Male	Female
A. Probation			2						2	0
B. Supervision										
C. Count. Under Sup.										
D. Informal										
E. Other										
Total	0	0	2	0	0	0	0	0	2	0

MONTHLY ADULT PROBATION REPORT

Circuit: 6

Department: Adult

September 2010

Preparer: Janet Wells

I. Intakes Completed During Month			
A. Full	106	B. Partial	5

II. Demographics of Intakes		
A. Sex		
	a. Felony	b. Other
1. Male	47	34
2. Female	14	16
3. Total	61	50

B. Age		
	a. Felony	b. Other
1. 17-Under	1	0
2. 18-20	5	13
3. 21-30	20	23
4. 31-40	16	4
5. 41-49	13	6
6. 50-Over	6	4
7. Total	61	50

C. Race and Ethnicity		
	a. Felony	b. Other
1. American Indian	0	0
2. Asian	0	0
3. Black	31	20
4. Hispanic	7	6
5. White	23	24
6. Other	0	0
7. Total	61	50

D. Background at Offense		
	a. Felony	b. Other
1. Employed	26	19
2. High School Grad.	42	32

E. Felony Offense Classification			
1. Class 1	0	4. Class 4	39
2. Class 2	9	5. Other	0
3. Class 3	13	6. Total	61

III. Restitution and Fees Ordered (Active and Administrative)	
A. New Cases Ordered to Pay Restitution	11
B. Total Amount of Restitution Ordered	13048.29
C. Number of New Cases Ordered to Pay Fees	84

IV. Programs Ordered for New Cases (Active and Administrative)	
A. Alcohol Treatment	3
B. Drug Treatment	11
C. Alcohol and Drug Treatment	27
D. Mental Health	2
E. Sex Offender Treatment	3
F. TASC	0

V. Programs Ordered for DUI Cases (Active and Administrative)	
A. DUI Education	5
B. Treatment	7
C. Education and Treatment	13
D. Other (Explain)	0

VI. DUI Assessment Level (Active and Administrative)						
	Level 1	Level 2 Signif.	Level 2 Med	Level 3	None	Total
A. Probation	0	1	2	2	0	0
B. Conditional Discharge	0	0	0	0	0	0
C. Supervision	0	0	0	0	0	0
D. Total	0	1	2	2	0	0

VII.	Home Confinement		Pretrial Release	
	Order During Month	Total End of Month	Order During Month	Total End of Month
A. Electronically Monitored	0	0	0	0
B. Non-electronically Monitored	0	0	0	0
C. Total	0	0	0	0

VIII. Active Caseload						
	Felony	Misd.	DUI	Traffic	Total	
A. Beginning Caseload	1134	347	140	12	1633	
B. Admissions						
1. Probation	101	43	16	2	162	
2. Conditional Discharge	0	0	0	0	0	
3. Supervision	0	0	0	0	0	
4. Subtotal (1+2+3)	101	43	16	2	162	
C. Readmitted Administrative	0	0	0	2	2	
D. Subtotal (A+B4+C)	1235	390	156	16	1797	
E. Cases Dropped					Employed	
1. Scheduled Termination	25	13	11	0	49	0
2. Early Termination	0	1	0	0	1	0
3. Absconder/Warrant	2	0	0	0	2	
4. Revoked-Technical	2	0	0	0	2	0
5. Revoked-New Offense	2	0	0	0	2	0
6. Alternate DOC Commitment	6	1	0	0	7	
7. Unsatisfactory Termination	12	9	1	0	22	0
8. Transferred Out	8	6	9	0	23	
9. Other (Explain)	0	0	0	0	0	0
10. Subtotal (add 1 through 9)	57	30	21	0	108	0
F. Total (D-E10)	1178	360	135	16	1689	

XI. Classification of Active Caseload					
	Max	Med	Min	Uncl	Total
A. Felony	77	889	169	43	1178
B. Misdemeanor	24	258	68	10	360
C. DUI	0	55	78	2	135
D. Traffic	0	4	10	2	16
E. Total	101	1206	325	57	1689

XIV. Investigations Completed					
	Felony	Misd	DUI	Traffic	Total
A. Pre-sentence	32	7	9	1	49
B. Abbreviated PSI	1	0	0	0	1
C. Pretrial Bond Reports	0	1	0	0	1
D. Record Checks	5	0	0	0	5
E. JDP	0	0	0	0	0
F. Other (Explain)	0	0	0	0	0

IX. Commitments to DOC	
Number	14

X. Interstate Compact Cases	
Number	49


XII. Administrative Caseload	
A. Active	493
B. Inactive	141

XIII. Full PSI's Ordered/Pending			
Number Ordered	32	Number Pending	28

XV. Case Violations Reported		
	Technical	Offense
Violations Reported	41	12

XVI. Court Action on Violations		
	Technical	Offense
A. No Violations	10	3
B. Violation	11	3
C. Total	21	6

Signature of Approval by Chief/Director



CHAMPAIGN COUNTY PROBATION AND COURT SERVICES

Joseph J. Gordon
Director

Probation Services
Courthouse
101 E. Main
Urbana, IL 61801
Phone: (217) 384-3751
Fax: (217) 384-1264

Detention Services
400 S. Art Bartell Rd.
Urbana, IL 61802
Phone: (217) 384-3780
Fax: (217) 384-8617

October 8, 2010

To: Administrative Office of the Illinois Courts

From: Champaign County Court Services Department

Re: Monthly Adult Probation Report- September 2010

The following is intended to provide explanations for the information contained in the specified categories on the current Monthly Adult Probation Report.

Section V. Programs Ordered for D.U.I. Cases/ Other

Other programs ordered for D.U.I. cases include attendance at a Victim Impact Panel presentation, attendance at AA/NA meetings and/or Public Service Work.

Section VIII. Active Caseload/E.9 Cases Dropped- Other

No status changes were made for the month of September.

Sincerely,



Janet Wells
Supervisor, Adult Services