

JDC POPULATION REPORT FOR THE MONTH OF JANUARY 2011

DATE	MALE	FEMALE	JUV	ADULT	CHAMPAIGN	OTHER	OFFENSE CLASSIFICATION	RELEASES	TOTALS
1/1	13	4	16	1	17	0	3 Class X/8 Felonies/6 Misd.	0	17-0
1/2	17	4	20	1	21	0	3 Class X/10 Felonies/8 Misd.	0	21-0
1/3	19	5	23	1	24	0	3 Class X/10 Felonies/11 Misd.	2	24-2
1/4	16	4	19	1	20	0	3 Class X/1 DOJJ/8 Felonies/8 Misd.	0	20-0
1/5	17	5	21	1	22	0	3 Class X/1 DOJJ/8 Felonies/10 Misd.	1	22-1
1/6	17	4	20	1	21	0	3 Class X/1 DOJJ/8 Felonies/9 Misd.	0	21-0
1/7	17	5	21	1	22	0	3 Class X/2 DOJJ/7 Felonies/10 Misd.	1	22-1
1/8	18	4	21	1	22	0	3 Class X/2 DOJJ/8 Felonies/9 Misd.	0	22-0
1/9	19	4	22	1	23	0	3 Class X/2 DOJJ/8 Felonies/10 Misd.	0	23-0
1/10	18	4	21	1	22	0	3 Class X/2 DOJJ/8 Felonies/9 Misd.	0	22-0
1/11	14	5	18	1	19	0	3 Class X/7 Felonies/9 Misd.	0	19-0
1/12	18	4	21	1	22	0	3 Class X/11 Felonies/8 Misd.	0	22-0
1/13	18	3	20	1	21	0	3 Class X/11 Felonies/7 Misd.	1	21-1
1/14	18	6	23	1	24	0	4 Class X/1 DOJJ/10 Felonies/9 Misd.	4	24-4
1/15	17	7	23	1	24	0	4 Class X/1 DOJJ/10 Felonies/9 Misd.	0	24-0
1/16	17	6	22	1	23	0	4 Class X/1 DOJJ/10 Felonies/8 Misd.	1	23-1
1/17	18	6	23	1	24	0	4 Class X/1 DOJJ/10 Felonies/9 Misd.	1	24-1
1/18	18	6	23	1	24	0	4 Class X/1 DOJJ/10 Felonies/9 Misd.	0	24-0
1/19	19	4	22	1	23	0	4 Class X/1 DOJJ/10 Felonies/8 Misd.	0	23-0
1/20	21	3	23	1	24	0	4 Class X/2 DOJJ/10 Felonies/8 Misd.	0	24-0
1/21	20	3	22	1	23	0	4 Class X/2 DOJJ/10 Felonies/7 Misd.	2	23-2
1/22	18	3	20	1	21	0	4 Class X/10 Felonies/7 Misd.	2	21-1
1/23	18	3	20	1	21	0	4 Class X/10 Felonies/7 Misd.	0	21-0
1/24	18	3	20	1	21	0	4 Class X/10 Felonies/7 Misd.	0	21-0
1/25	17	2	18	1	19	0	4 Class X/10 Felonies/5 Misd.	4	19-4
1/26	18	3	20	1	21	0	4 Class X/11 Felonies/6 Misd.	4	21-4
1/27	20	2	21	1	22	0	4 Class X/1 DOJJ/12 Felonies/5 Misd.	2	22-2
1/28	19	3	21	1	22	0	4 Class X/1 DOJJ/11 Felonies/6 Misd.	1	22-1
1/29	17	2	18	1	19	0	4 Class X/10 Felonies/5 Misd.	0	19-0
1/30	18	2	19	1	20	0	4 Class X/10 Felonies/6 Misd.	2	20-2
1/31	20	2	21	1	22	0	4 Class X/1 DOJJ/11 Felonies/6 Misd.	0	22-0

NOTE: Columns 4 & 5 refer to juvenile or adult Court proceedings; columns 6 & 7 refer to Champaign County cases or other counties being charged to house minors at YDC. Releases refers to minors arrested by police, however released to the parents without being detained at the Center. Totals are minors detained / released for that particular date.

Monthly Juvenile Probation Report

Circuit SIXTH County CHAMPAIGN Month/Year ## Jan-11 Preparer Teresa Zebe

I. Juvenile Court Activity	1. Delinquency	2. Addiction	3. MRAI	4. Truancy	5. Neglect/Abuse	6. Dependant	7. Total
A. Petitions Filed	33	0	0	0	8	0	41
B. Court Action During Month							
1. Petitions Dismissed	5	0	0	0			5
2. Cont. Under Supervision	0	0	0	0			0
3. Adjudication	14	0	0	0			14

II. Criminal Prosecutions	
A. Automatic	0
B. Discretionary	0
C. Total	0

III. Admissions During Month to Active Caseload		
	Formal	Informal
A. Delinquency	14	6
B. Addiction	0	0
C. MRAI	0	0
D. Truancy	0	0
E. Neglect/Abuse	0	0
F. Dependant	0	0
G. Total	14	6

IV. Demographics for Admissions		
A. Sex	Formal	Informal
Male	12	4
Female	2	2
Total	14	6

C. Race/Ethnicity	Formal	Informal
American Indian/Eskimo	0	0
Asian/Pacific Islander	0	0
Black	7	3
Hispanic Origin	1	0
White	6	3
Other	0	0
Total	14	6

V. Intakes Completed	
A. Full Intakes	10
B. Partial Intakes	2
C. Total	12

B. Age	Formal	Informal
12-Under	1	1
13yrs.	1	0
14yrs.	4	2
15yrs.	2	1
16yrs.	6	2
17-over	1	0
Total	15	6

D. Education (Delinquency Only)		
	Formal	Informal
Enrolled in School		
At Offense	14	6

VI. Restitution and fees ordered (Active and Administrative)	
A. New Cases Ordered to Pay Restitution	0
B. Total Amount of Restitution Ordered	0
C. Number of New Cases Ordered to Pay Fees	(9) \$1,050

VII. Court Ordered Programs	
A. Alcohol	0
B. Drug Treatment	0
C. Alcohol & Drug Treatment	5
D. Youth Services Agency	0
E. Mental Health	2
F. Alternative Education	0
G. TASC	0
H. UDIS	0
I. JTPA	0
J. Other (explain)	3

VIII. Placements			
	1. In State	2. Out of State	3. Total
A. Number Beginning of Month	10	1	11
B. Ordered Placed During Month			
1. Foster Home	0	0	0
2. Group Home	1	0	1
3. Resid. Treatment	1	0	1
4. With Relative	0	0	0
5. Subtotal	12	1	13
C. Number Removed During Month	1	0	1
D. Total End of Month	11	1	12

IX. Active Caseload						
	a. Probation	b. Supervision	c. Cont. Under Sup.	d. Informal	e. Other	f. Total
A. Caseload Beg. of Month	146	0	5	17	1	169
B. New Admissions	14	0	0	6	0	20
C. Re-admitted from Admin	3	0	0	0	0	3
D. Transferred In	3	0	0	0	0	3
E. Subtotal (A+B+C+D)	166	0	5	23	1	195
F. Cases Dropped						
1. Scheduled Termination	3	0	0	2	0	5
2. Early Termination	1	0	0	0	0	1
3. Absconder/Warrant	0	0	0	0	0	0
4. Revoked-Technical	2	0	0	0	0	2
5. Revoked-New Offense	0	0	0	0	0	0
6. Alternate DOC Commit.	0	0	0	0	0	0
7. Unsatisfactory Termination	3	0	1	2	0	6
8. Transferred Out	1	0	0	0	0	1
9. Other (explain)	4	0	0	0	0	4
10. Subtotal (Add 1-9)	14	0	1	4	0	19
G. Caseload End of Month(E-F10)	152	0	4	19	1	176

X. Commitments to DOC	
A. Full	5
B. Evaluation	1
C. Habitual Juv. Offender	0
D. Violent Juv. Offender	0
E. Total	6

G. Education	
	5
	2
	0
	2
	0
	0
	6
	4
	19
	169

XI. Interstate Compact Cases	
Number	3

XII. Administrative Caseload	
A. Active	7
B. Inactive	4

XIII. Classification of Active Caseload					
	a. Max.	b. Med.	c. Min.	d. Unclassified	e. Total
A. Probation	26	124	2	0	152
B. Supervision	0	0	0	0	0
C. Cont. Under Sup.	0	3	1	0	4
D. Informal	0	0	19	0	19
E. Other	0	1	0	0	1
F. Total	26	128	22	0	176


XIV. Investigations	
	Completed
A. Social Histories	19
B. Adoption	0
C. Contested Custody	0
D. Suppl. Soc. Hist.	2
E. Intake Screening	0
F. Other (Explain)	30
G. Total	51

XV. Case Violations Reported			
	1. Technical	2. New Offense	3. Total
Violations Reported	0	0	0

XVI. Court Actions on Violations			
	1. Technical	2. New Offense	3. Total
A. No Violations	0	0	0
B. Violation Found	0	2	2
C. Total Court Action	0	2	2

XVII. Home Detention/Electronic Monitoring				
	A. PreAdjud. Home Det.		B. Post Adjud. Home Det.	
	1. Ordered this Month	2. End of Month	1. Ordered this Month	2. End of Month
a. With Elect. Monit.	0	0	0	0
b. Without Elect. Monit.	0	0	0	0
c. Total	0	0	0	0

Signature Of Approval by Chief/Director



CHAMPAIGN COUNTY PROBATION AND COURT SERVICES

Joseph J. Gordon
Director

Probation Services
Courthouse
101 E. Main
Urbana, IL 61801
Phone: (217) 384-3753
Fax: (217) 384-1264

Detention Services
400 S. Art Bartell Rd.
Urbana, IL 61802
Phone: (217) 384-3780
Fax: (217) 384-8617

To Whom It May Concern:

Re: January 2011 STATISTICAL EXPLANATION.

Please be advised that the explanation for sections VII – J and XIV-F on the January 2011 Statistical Form is as follows:

VII – (J) is as follows:

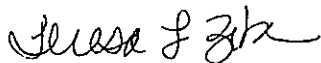
Anger Management (2)

XIV – (F): is as follows:

Remission/Review Reports (30)

Should you have any questions, please do not hesitate to contact me at (217)384-3753.

Respectfully,



Teresa Zebe
Supervisor Juvenile Probation

Monthly Juvenile Probation Report Addendum

(Public Act 95-1031, Tracking 17 Year Old Misdemeanants)

Circuit Sixth County Champaign Month/Year Jan 2011 Preparer Teresa Zebe

This report is to be completed for only those juvenile case admissions resultant from Pubic Act 95-1031, which extends the jurisdiction of the juvenile court to include minors under the age of 18 who commit misdemeanor offenses. Thus, this Addendum Report will only include those 17 year olds referred by the court for qualifying misdemeanor offenses. Cases reported on this form are to also be reported on the Monthly Juvenile Probation Report in the appropriate sections to ensure the complete monthly reporting of your department's juvenile caseload.

XVIII. Admissions to Active Caseload

	Male						Female						Offense Type										Number Originally			
	Race/Ethnicity												Property		Person		Drug		Alcohol		Other		Charged As Felon			
	AI	A	B	H	W	O	AI	A	B	H	W	O	M	F	M	F	M	F	M	F	M	F	Male	Female		
A. Probation																									0	0
B. Supervision																										
C. Count. Under Sup.																										
D. Informal																										
E. Other																										
Total	0	0	0	0	0	0	0	0	0	0	0	0	0	0	0	0	0	0	0	0	0	0	0	0	0	0

XIX. Investigations

	Male	Female
A. Social Histories	0	0
B. Supplemental Social History	0	0
C. Other Investigations	0	0
Total	0	0

Note: Race/Ethnicity are the same categories currently in use on monthly reports. Alcohol is to include minor in possession, use, and/or under the influence offenses. Please specify offenses reported under the Other category.

XX. Risk Classification for End of Month Active Caseload (PA 95-1031 cases)

	Maximum		Medium		Minimum		Unclassified		Total	
	Male	Female	Male	Female	Male	Female	Male	Female	Male	Female
A. Probation			3						3	0
B. Supervision										
C. Count. Under Sup.										
D. Informal										
E. Other										
Total	0	0	3	0	0	0	0	0	3	0

MONTHLY ADULT PROBATION REPORT

Circuit: 6

Department: Adult

January 2011

Preparer: Janet Wells

I. Intakes Completed During Month			
A. Full	58	B. Partial	2

II. Demographics of Intakes		
A. Sex		
	a. Felony	b. Other
1. Male	25	17
2. Female	12	6
3. Total	37	23

B. Age		
	a. Felony	b. Other
1. 17-Under	2	1
2. 18-20	3	4
3. 21-30	12	12
4. 31-40	7	4
5. 41-49	9	1
6. 50-Over	4	1
7. Total	37	23

C. Race and Ethnicity		
	a. Felony	b. Other
1. American Indian	0	0
2. Asian	5	0
3. Black	14	9
4. Hispanic	0	2
5. White	18	11
6. Other	0	1
7. Total	37	23

D. Background at Offense		
	a. Felony	b. Other
1. Employed	9	6
2. High School Grad.	26	14

E. Felony Offense Classification			
1. Class 1	1	4. Class 4	16
2. Class 2	7	5. Other	0
3. Class 3	13	6. Total	37

III. Restitution and Fees Ordered (Active and Administrative)	
A. New Cases Ordered to Pay Restitution	6
B. Total Amount of Restitution Ordered	88146.16
C. Number of New Cases Ordered to Pay Fees	37

IV. Programs Ordered for New Cases (Active and Administrative)	
A. Alcohol Treatment	1
B. Drug Treatment	0
C. Alcohol and Drug Treatment	20
D. Mental Health	6
E. Sex Offender Treatment	0
F. TASC	0

V. Programs Ordered for DUI Cases (Active and Administrative)	
A. DUI Education	0
B. Treatment	0
C. Education and Treatment	0
D. Other (Explain)	0

VI. DUI Assessment Level (Active and Administrative)						
	Level 1	Level 2 Signif.	Level 2 Med	Level 3	None	Total
A. Probation	0	0	0	0	0	0
B. Conditional Discharge	0	0	0	0	0	0
C. Supervision	0	0	0	0	0	0
D. Total	0	0	0	0	0	0

VII.	Home Confinement		Pretrial Release	
	Order During Month	Total End of Month	Order During Month	Total End of Month
A. Electronically Monitored	0	0	0	0
B. Non-electronically Monitored	0	0	0	0
C. Total	0	0	0	0

VIII. Active Caseload						
	Felony	Misd.	DUI	Traffic	Total	
A. Beginning Caseload	1137	363	135	15	1650	
B. Admissions						
1. Probation	80	29	5	2	116	
2. Conditional Discharge	0	0	0	0	0	
3. Supervision	0	0	0	0	0	
4. Subtotal (1+2+3)	80	29	5	2	116	
C. Readmitted Administrative	16	0	1	0	17	
D. Subtotal (A+B4+C)	1233	392	141	17	1783	
E. Cases Dropped						Employed
1. Scheduled Termination	12	7	6	0	25	1
2. Early Termination	2	0	0	0	2	0
3. Absconder/Warrant	0	0	0	0	0	
4. Revoked-Technical	6	0	0	0	6	0
5. Revoked-New Offense	1	0	0	0	1	0
6. Alternate DOC Commitment	4	0	0	0	4	
7. Unsatisfactory Termination	20	3	3	0	26	0
8. Transferred Out	0	21	1	1	23	
9. Other (Explain)	1	0	0	0	1	0
10. Subtotal (add 1 through 9)	46	31	10	1	88	0
F. Total (D-E10)	1187	361	131	16	1695	

IX. Commitments to DOC	
Number	5

X. Interstate Compact Cases	
Number	68

XII. Administrative Caseload	
A. Active	491
B. Inactive	143

XI. Classification of Active Caseload					
	Max	Med	Min	Uncl	Total
A. Felony	104	873	163	47	1187
B. Misdemeanor	21	258	69	13	361
C. DUI	1	60	69	1	131
D. Traffic	0	6	10	0	16
E. Total	126	1197	311	61	1695


XIII. Full PSI's Ordered/Pending			
Number Ordered	30	Number Pending	27

XIV. Investigations Completed					
	Felony	Misd	DUI	Traffic	Total
A. Pre-sentence	46	0	13	1	60
B. Abbreviated PSI	1	0	0	0	1
C. Pretrial Bond Reports	0	5	0	0	5
D. Record Checks	0	0	0	0	0
E. JDP	0	0	0	0	0
F. Other (Explain)	0	0	0	0	0

XV. Case Violations Reported		
	Technical	Offense
Violations Reported	36	8

XVI. Court Action on Violations		
	Technical	Offense
A. No Violations	3	1
B. Violation	8	0
C. Total	11	1

Signature of Approval by Chief/Director



CHAMPAIGN COUNTY PROBATION AND COURT SERVICES

Joseph J. Gordon
Director

Probation Services
Courthouse
101 E. Main
Urbana, IL 61801
Phone: (217) 384-3751
Fax: (217) 384-1264

Detention Services
400 S. Art Bartell Rd.
Urbana, IL 61802
Phone: (217) 384-3780
Fax: (217) 384-8617

February 8, 2011

To: Administrative Office of the Illinois Courts

From: Champaign County Court Services Department

Re: Monthly Adult Probation Report- January 2010

The following is intended to provide explanations for the information contained in the specified categories on the current Monthly Adult Probation Report.

Section V. Programs Ordered for D.U.I. Cases/ Other

Other programs ordered for D.U.I. cases include attendance at a Victim Impact Panel presentation, attendance at AA/NA meetings and/or Public Service Work.

Section VIII. Active Caseload/E.9 Cases Dropped- Other

One felony case was dropped due to the defendant's death.

Sincerely,



Janet Wells
Supervisor, Adult Services