

# CHAMPAIGN COUNTY PROBATION AND COURT SERVICES

Joseph J. Gordon  
Director

---

---

Probation Services  
Courthouse  
101 E. Main  
Urbana, IL 61801  
Phone: (217) 384-3753  
Fax: (217) 384-1264

Detention Services  
400 S. Art Bartell Rd.  
Urbana, IL 61802  
Phone: (217) 384-3780  
Fax: (217) 384-8617

DATE: June 13, 2013  
TO: Kay Rhodes  
FROM: Mike Williams *MW*  
RE: Probation & Court Services Monthly Statistical Reports

Attached you will please find Probation & Court Services Statistical Reports for the Month of May 2013. Please place these reports on the agenda for the next Committee of the Whole (Justice & Social Services Committee) meeting.

Thank you and please let me know if you have any questions.

### JDC POPULATION REPORT FOR THE MONTH OF MAY 2013

DATE	MALE	FEMALE	JUV	ADULT	CHAMPAIGN	OTHER	OFFENSE CLASSIFICATION	RELEASES	TOTALS
5/1	14	5	19	0	19	0	1 DOJJ/5 Felonies/13 Misd.	5	19-5
5/2	9	6	15	0	15	0	5 Felonies/10 Misd.	1	15-1
5/3	9	5	14	0	14	0	4 Felonies/10 Misd.	1	14-1
5/4	10	5	15	0	15	0	5 Felonies/10 Misd.	1	15-1
5/5	11	4	15	0	15	0	1 Class X/4 Felonies/10 Misd.	1	15-1
5/6	13	4	17	0	17	0	1 Class X/6 Felonies/10 Misd.	2	17-2
5/7	13	4	17	0	16	1	1 Class X/1 DOJJ/5 Felonies/10 Misd.	0	17-0
5/8	15	3	18	0	17	1	1 Class X/1 DOJJ/6 Felonies/10 Misd.	2	18-2
5/9	15	4	19	0	19	0	1 Class X/7 Felonies/11 Misd.	1	19-1
5/10	16	5	21	0	21	0	1 Class X/1 DOJJ/8 Felonies/11 Misd.	2	21-2
5/11	15	4	19	0	19	0	1 Class X/1 DOJJ/6 Felonies/11 Misd.	0	19-0
5/12	15	4	19	0	19	0	1 Class X/1 DOJJ/6 Felonies/11 Misd.	0	19-0
5/13	17	4	21	0	21	0	1 Class X/2 DOJJ/6 Felonies/12 Misd.	2	21-2
5/14	17	5	22	0	22	0	2 Class X/3 DOJJ/5 Felonies/12 Misd.	2	22-2
5/15	14	5	19	0	19	0	2 Class X/5 Felonies/12 Misd.	0	19-0
5/16	15	5	20	0	20	0	2 Class X/2 DOJJ/5 Felonies/11 Misd.	0	20-0
5/17	15	5	20	0	20	0	2 Class X/3 DOJJ/4 Felonies/11 Misd.	0	20-0
5/18	10	4	14	0	14	0	2 Class X/1 DOJJ/1 Felony/10 Misd.	0	14-0
5/19	10	4	14	0	14	0	2 Class X/1 DOJJ/1 Felony/10 Misd.	0	14-0
5/20	9	5	14	0	14	0	2 Class X/1 DOJJ/11 Misd.	1	14-1
5/21	9	6	15	0	15	0	2 Class X/1 Felony/12 Misd.	2	15-2
5/22	9	6	15	0	15	0	2 Class X/1 Felony/12 Misd.	0	15-0
5/23	9	6	15	0	15	0	2 Class X/2 Felonies/11 Misd.	0	15-0
5/24	7	5	12	0	12	0	2 Class X/2 Felonies/8 Misd.	0	12-0
5/25	7	5	12	0	12	0	2 Class X/2 Felonies/8 Misd.	0	12-0
5/26	9	5	14	0	14	0	2 Class X/4 Felonies/8 Misd.	0	14-0
5/27	10	5	15	0	14	1	2 Class X/1 DOJJ/4 Felonies/8 Misd.	0	15-0
5/28	10	5	15	0	14	1	2 Class X/1 DOJJ/4 Felonies/8 Misd.	1	15-1
5/29	8	5	13	0	13	0	2 Class X/4 Felonies/7 Misd.	0	13-0
5/30	8	4	12	0	12	0	2 Class X/4 Felonies/6 Misd.	0	12-0
5/31	7	4	11	0	11	0	2 Class X/4 Felonies/5 Misd.	2	11-2

NOTE: Columns 4 & 5 refer to juvenile or adult Court proceedings; columns 6 & 7 refer to Champaign County cases or other counties being charged to house minors at JDC. Releases refers to minors arrested by police, however released to the parents without being detained at the Center. Totals are minors detained / released for that particular date.

# Monthly Juvenile Probation Report

Circuit SIXTH County CHAMPAIGN Month/Year ## 13-May Preparer Teresa Zebe

I. Juvenile Court Activity	1. Delinquency	2. Addiction	3. MRAI	4. Truancy	5. Neglect/Abuse	6. Dependant	7. Total
A. Petitions Filed	19	0	0	0	6	0	25
B. Court Action During Month							
1. Petitions Dismissed	2	0	0	0			2
2. Cont. Under Supervision	0	0	0	0			0
3. Adjudication	8	0	0	0			8

II. Criminal Prosecutions	
A. Automatic	0
B. Discretionary	0
C. Total	0

#### IV. Demographics for Admissions

A. Sex	Formal	Informal
Male	6	3
Female	2	0
<b>Total</b>	<b>8</b>	<b>3</b>

C. Race/Ethnicity	Formal	Informal
American Indian/Eskimo	0	0
Asian/Pacific Islander	0	0
Black	6	2
Hispanic Origin	0	0
White	2	1
Other	0	0
<b>Total</b>	<b>8</b>	<b>3</b>

#### V. Intakes Completed

A. Full Intakes	8
B. Partial Intakes	0
C. Total	8

#### III. Admissions During Month to Active Caseload

	Formal	Informal
A. Delinquency	8	3
B. Addiction	0	0
C. MRAI	0	0
D. Truancy	0	0
E. Neglect/Abuse	0	0
F. Dependant	0	0
G. Total	8	3

B. Age	Formal	Informal
12-Under	0	0
13yrs.	1	0
14yrs.	0	1
15yrs.	3	1
16yrs.	2	1
17-over	2	0
<b>Total</b>	<b>8</b>	<b>3</b>

D. Education (Delinquency Only)		
Enrolled in School	Formal	Informal
At Offense	7	3

#### VII. Court Ordered Programs

A. Alcohol	0
B. Drug Treatment	0
C. Alcohol & Drug Treatment	2
D. Youth Services Agency	0
E. Mental Health	0
F. Alternative Education	0
G. TASC	0
H. UDIS	0
I. JTPA	0
J. Other (explain)	1

#### VI. Restitution and fees ordered (Active and Administrative)

A. New Cases Ordered to Pay Restitution	1
B. Total Amount of Restitution Ordered	\$279
C. Number of New Cases Ordered to Pay Fees	(4) \$480

#### VIII. Placements

	1. In State	2. Out of State	3. Total
A. Number Beginning of Month	10	2	12
B. Ordered Placed During Month			
1. Foster Home	0	0	0
2. Group Home	0	0	0
3. Resid. Treatment	1	0	1
4. With Relative	0	0	0
5. Subtotal	11	2	13
C. Number Removed During Month	0	0	0
D. Total End of Month	11	2	13

IX. Active Caseload						
	a. Probation	b. Supervision	c. Cont. Under Sup.	d. Informal	e. Other	f. Total
A. Caseload Beg. of Month	149	0	11	6	3	169
B. New Admissions	6	0	0	3	2	11
C. Re-admitted from Admin	0	0	0	0	0	0
D. Transferred In	2	0	0	0	0	2
E. Subtotal (A+B+C+D)	157	0	11	9	5	182
F. Cases Dropped						
1. Scheduled Termination	3	0	1	1	0	5
2. Early Termination	0	0	0	0	0	0
3. Absconder/Warrant	0	0	0	0	0	0
4. Revoked-Technical	0	0	0	0	0	0
5. Revoked-New Offense	0	0	0	0	0	0
6. Alternate DOC Commit.	3	0	0	0	0	3
7. Unsatisfactory Termination	1	0	0	1	0	2
8. Transferred Out	3	0	1	0	0	4
9. Other (explain)	0	0	0	0	0	0
10. Subtotal (Add 1-9)	10	0	2	2	0	14
G. Caseload End of Month(E-F10)	147	0	9	7	5	168

X. Commitments to DOC	
A. Full	1
B. Evaluation	3
C. Habitual Juv. Offender	0
D. Violent Juv. Offender	0
E. Total	4

G. Education	
	5
	0
	0
	0
	0
	2
	0
	14
	160

XI. Interstate Compact Cases	
Number	10

XII. Administrative Caseload	
A. Active	14
B. Inactive	1


XIII. Classification of Active Caseload					
	a. Max.	b. Med.	c. Min.	d. Unclassified	e. Total
A. Probation	26	112	9	0	147
B. Supervision	0	0	0	0	0
C. Cont. Under Sup.	0	1	8	0	9
D. Informal	0	0	7	0	7
E. Other	0	5	0	0	5
F. Total	26	118	24	0	168

XIV. Investigations	
	Completed
A. Social Histories	16
B. Adoption	0
C. Contested Custody	0
D. Suppl. Soc. Hist.	2
E. Intake Screening	0
F. Other (Explain)	25
G. Total	43

XV. Case Violations Reported			
	1. Technical	2. New Offense	3. Total
Violations Reported	0	0	0

XVI. Court Actions on Violations			
	1. Technical	2. New Offense	3. Total
A. No Violations	0	0	0
B. Violation Found	0	0	0
C. Total Court Action	0	0	0

XVII. Home Detention/Electronic Monitoring				
	A. PreAdjud. Home Det.		B. Post Adjud. Home Det.	
	1. Ordered this Month	2. End of Month	1. Ordered this Month	2. End of Month
a. With Elect. Monit.				
b. Without Elect. Monit.	None			
c. Total				



Signature Of Approval by Chief/Director

# Monthly Juvenile Probation Report Addendum

(Public Act 95-1031, Tracking 17 Year Old Misdemeanants)

Circuit Sixth County Champaign Month/Year May 2013 Preparer Teresa Zebe

This report is to be completed for only those juvenile case admissions resultant from Public Act 95-1031, which extends the jurisdiction of the juvenile court to include minors under the age of 18 who commit misdemeanor offenses. Thus, this Addendum Report will only include those 17 year olds referred by the court for qualifying misdemeanor offenses. Cases reported on this form are to also be reported on the Monthly Juvenile Probation Report in the appropriate sections to ensure the complete monthly reporting of your department's juvenile caseload.

## XVIII. Admissions to Active Caseload

	Male						Female						Offense Type						Number Originally Charged As Felon					
	Race/Ethnicity												Property		Person		Drug		Alcohol		Other		Male	Female
	AI	A	B	H	W	O	AI	A	B	H	W	O	M	F	M	F	M	F	M	F				
A. Probation																							0	0
B. Supervision																								
C. Count. Under Sup.																								
D. Informal																							13-CF-137	
E. Other					1											1							1	
<b>Total</b>	0	0	0	0	1	0	0	0	0	0	0	0	0	0	0	0	1	0	0	0	0	0	1	0

## XIX. Investigations

	Male	Female
A. Social Histories	1	0
B. Supplemental Social History	0	0
C. Other Investigations	0	0
<b>Total</b>	1	0

Note: Race/Ethnicity are the same categories currently in use on monthly reports. Alcohol is to include minor in possession, use, and/or under the influence offenses. Please specify offenses reported under the Other category.

## XX. Risk Classification for End of Month Active Caseload (PA 95-1031 cases)

	Maximum		Medium		Minimum		Unclassified		Total	
	Male	Female	Male	Female	Male	Female	Male	Female	Male	Female
A. Probation			1			3			1	3
B. Supervision										
C. Count. Under Sup.										
D. Informal										
E. Other			2						2	
<b>Total</b>	0	0	3	0	0	3	0	0	3	3

# CHAMPAIGN COUNTY PROBATION AND COURT SERVICES

Joseph J. Gordon  
Director

---

---

Probation Services  
Courthouse  
101 E. Main  
Urbana, IL 61801  
Phone: (217) 384-3753  
Fax: (217) 384-1264

Detention Services  
400 S. Art Bartell Rd.  
Urbana, IL 61802  
Phone: (217) 384-3780  
Fax: (217) 384-8617

To Whom It May Concern:

Re: May 2013, STATISTICAL EXPLANATION

Please be advised that the explanation for section XIV-F on the May 2013 Statistical Form is as follows:

VII – (J) is as follows:

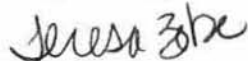
(1) Parenting Classes

XIV – (F): is as follows:

Remission/Review Reports (25)

Should you have any questions, please do not hesitate to contact me at (217)384-3753.

Respectfully,



Teresa Zebe  
Supervisor Juvenile Probation

# MONTHLY ADULT PROBATION REPORT

Circuit: 6

Department: Adult

May 2013

Preparer: Janet Wells

### I. Intakes Completed During Month

A. Full	103	B. Partial	0
---------	-----	------------	---

### II. Demographics of Intakes

#### A. Sex

	a. Felony	b. Other
1. Male	51	30
2. Female	10	12
<b>3. Total</b>	<b>61</b>	<b>42</b>

#### B. Age

	a. Felony	b. Other
1. 17-Under	1	1
2. 18-20	10	13
3. 21-30	24	14
4. 31-40	10	4
5. 41-49	9	5
6. 50-Over	7	5
<b>7. Total</b>	<b>61</b>	<b>42</b>

#### C. Race and Ethnicity

	a. Felony	b. Other
1. American Indian	0	0
2. Asian	2	0
3. Black	30	11
4. Hispanic	2	3
5. White	27	27
6. Other	0	1
<b>7. Total</b>	<b>61</b>	<b>42</b>

#### D. Background at Offense

	a. Felony	b. Other
1. Employed	20	24
2. High School Grad.	30	27

#### E. Felony Offense Classification

1. Class 1	1	4. Class 4	35
2. Class 2	13	5. Other	0
3. Class 3	12	<b>6. Total</b>	<b>61</b>

### III. Restitution and Fees Ordered (Active and Administrative)

A. New Cases Ordered to Pay Restitution	13
B. Total Amount of Restitution Ordered	43947.52
C. Number of New Cases Ordered to Pay Fees	108

### IV. Programs Ordered for New Cases (Active and Administrative)

A. Alcohol Treatment	1
B. Drug Treatment	0
C. Alcohol and Drug Treatment	31
D. Mental Health	25
E. Sex Offender Treatment	1
F. TASC	0

### V. Programs Ordered for DUI Cases (Active and Administrative)

A. DUI Education	1
B. Treatment	3
C. Education and Treatment	19
D. Other (Explain)	0

### VI. DUI Assessment Level (Active and Administrative)

	Level 1	Level 2 Signif.	Level 2 Med	Level 3	None	Total
A. Probation	0	3	0	3	0	0
B. Conditional Discharge	0	0	0	0	0	0
C. Supervision	0	0	0	0	0	0
<b>D. Total</b>	<b>0</b>	<b>3</b>	<b>0</b>	<b>3</b>	<b>0</b>	<b>0</b>

### VII.

	Home Confinement		Pretrial Release	
	Order During Month	Total End of Month	Order During Month	Total End of Month
A. Electronically Monitored	0	0	0	0
B. Non-electronically Monitored	0	0	0	0
<b>C. Total</b>	<b>0</b>	<b>0</b>	<b>0</b>	<b>0</b>

**VIII. Active Caseload**

	Felony	Misd.	DUI	Traffic	Total	
<b>A. Beginning Caseload</b>	1012	254	164	28	<b>1458</b>	
<b>B. Admissions</b>						
1. Probation	69	33	19	4	<b>125</b>	
2. Conditional Discharge	0	0	0	0	<b>0</b>	
3. Supervision	0	0	0	0	<b>0</b>	
<b>4. Subtotal (1+2+3)</b>	<b>69</b>	<b>33</b>	<b>19</b>	<b>4</b>	<b>125</b>	
C. Readmitted Administrative	14	5	3	1	<b>23</b>	
<b>D. Subtotal (A+B4+C)</b>	<b>1095</b>	<b>292</b>	<b>186</b>	<b>33</b>	<b>1606</b>	
<b>E. Cases Dropped</b>						Employed
1. Scheduled Termination	32	10	2	3	<b>47</b>	1
2. Early Termination	2	0	0	0	<b>2</b>	0
3. Absconder/Warrant	5	1	0	2	<b>8</b>	
4. Revoked-Technical	7	8	0	0	<b>15</b>	0
5. Revoked-New Offense	1	0	0	0	<b>1</b>	0
6. Alternate DOC Commitment	1	0	0	0	<b>1</b>	
7. Unsatisfactory Termination	3	0	0	0	<b>3</b>	0
8. Transferred Out	47	21	9	3	<b>80</b>	
9. Other (Explain)	6	0	0	0	<b>6</b>	0
<b>10. Subtotal (add 1 through 9)</b>	<b>104</b>	<b>40</b>	<b>11</b>	<b>8</b>	<b>163</b>	0
<b>F. Total (D-E10)</b>	<b>991</b>	<b>252</b>	<b>175</b>	<b>25</b>	<b>1443</b>	

**XI. Classification of Active Caseload**

	Max	Med	Min	Uncl	Total
A. Felony	122	786	81	2	<b>991</b>
B. Misdemeanor	20	189	43	0	<b>252</b>
C. DUI	4	85	86	0	<b>175</b>
D. Traffic	0	13	12	0	<b>25</b>
<b>E. Total</b>	<b>146</b>	<b>1073</b>	<b>222</b>	<b>2</b>	<b>1443</b>

**XIV. Investigations Completed**

	Felony	Misd	DUI	Traffic	Total
A. Pre-sentence	35	9	20	3	<b>67</b>
B. Abbreviated PSI	0	0	0	0	<b>0</b>
C. Pretrial Bond Reports	2	0	0	0	<b>2</b>
D. Record Checks	0	0	0	0	<b>0</b>
E. JDP	0	0	0	0	<b>0</b>
F. Other (Explain)	0	0	0	0	<b>0</b>

**IX. Commitments to DOC**

Number	6
--------	---

**X. Interstate Compact Cases**

Number	32
--------	----

**XII. Administrative Caseload**

A. Active	454
B. Inactive	208

**XIII. Full PSI's Ordered/Pending**

Number Ordered	28	Number Pending	26
----------------	----	----------------	----


**XV. Case Violations Reported**

	Technical	Offense
Violations Reported	53	5

**XVI. Court Action on Violations**

	Technical	Offense
A. No Violations	6	2
B. Violation	11	2
<b>C. Total</b>	<b>17</b>	<b>4</b>

Signature of Approval by Chief/Director





# CHAMPAIGN COUNTY PROBATION AND COURT SERVICES

Joseph J. Gordon  
Director

---

---

Probation Services  
Courthouse  
101 E. Main  
Urbana, IL 61801  
Phone: (217) 384-3751  
Fax: (217) 384-1264

Detention Services  
400 S. Art Bartell Rd.  
Urbana, IL 61802  
Phone: (217) 384-3780  
Fax: (217) 384-8617

June 12, 2013

To: Administrative Office of the Illinois Courts

From: Champaign County Court Services Department

Re: Monthly Adult Probation Report- May 2013

The following is intended to provide explanations for the information contained in the specified categories on the current Monthly Adult Probation Report.

Section V. Programs Ordered for D.U.I. Cases/ Other

Other programs ordered for D.U.I. cases include attendance at a Victim Impact Panel presentation, attendance at AA/NA meetings and/or Public Service Work.

Section VIII. Active Caseload/E.9 Cases Dropped- Other

Three felony cases were dropped due to the deaths of the defendants.

One felony case was dropped due to a status change and added as a traffic case.

One felony case was dropped due to a status change and added as an Active Administrative admission.

One felony case was dropped and added as an Inactive Administrative admission.



Janet Wells  
Supervisor, Adult Services