

JDC POPULATION REPORT FOR THE MONTH OF NOVEMBER 2005

DATE	MALE	FEMALE	JUV	ADULT	CHAMPAIGN	OTHER	OFFENSE CLASSIFICATION	RELEASES	TOTALS
11/1	20	4	22	2	24	0	2 Murder/14 Felonies/8 Misd.	1	24-1
11/2	20	4	22	2	24	0	2 Murder/1 Class X/14 Felonies/7 Misd.	2	24-2
11/3	19	4	21	2	23	0	2 Murder/1 Class X/12 Felonies/8 Misd.	1	23-1
11/4	18	7	23	2	25	0	2 Murder/1 Class X/14 Felonies/8 Misd.	3	25-3
11/5	18	7	23	2	25	0	2 Murder/1 Class X.14 Felonies/8 Misd.	0	25-0
11/6	18	7	23	2	25	0	2 Murder/1 Class X/14 Felonies/8 Misd.	0	25-0
11/7	18	7	23	2	25	0	2 Murder/1 Class X/15 Felonies/7 Misd.	1	25-1
11/8	17	6	21	2	23	0	2 Murder/1 Class X/13 Felonies/7 Misd.	0	23-0
11/9	17	6	21	2	23	0	2 Murder/1 Class X/13 Felonies/7 Misd.	0	23-0
11/10	15	6	19	2	21	0	2 Murder/1 Class X/12 Felonies/6 Misd.	1	21-1
11/11	14	6	18	2	20	0	2 Murder/1 Class X/11 Felonies/6 Misd.	0	20-0
11/12	14	6	18	2	20	0	2 Murder/1 Class X/11 Felonies/6 Misd.	0	20-0
11/13	15	6	19	2	21	0	2 Murder/1 Class X/12 Felonies/6 Misd.	1	21-1
11/14	17	7	22	2	24	0	2 Murder/1 Class X/1 DOC/13 Felonies/7 Misd.	0	24-0
11/15	17	8	23	2	25	0	2 Murder/1 Class X/2 DOC/12 Felonies/8 Misd.	0	25-0
11/16	17	7	22	2	24	0	2 Murder/1 Class X/2 DOC/10 Felonies/9 Misd.	2	24-2
11/17	17	7	22	2	24	0	2 Murder/1 Class X/2 DOC/10 Felonies/9 Misd.	0	24-0
11/18	17	7	22	2	24	0	2 Murder/1 Class X/2 DOC/9 Felonies/10 Misd.	2	24-2
11/19	14	6	18	2	20	0	2 Murder/8 Felonies/10 Misd.	3	20-3
11/20	15	6	19	2	21	0	2 Murder/9 Felonies/10 Misd.	0	21-0
11/21	19	7	24	2	26	0	2 Murder/1 DOC/11 Felonies/12 Misd.	0	26-0
11/22	21	7	26	2	28	0	2 Murder/1 DOC/12 Felonies/13 Misd.	1	28-1
11/23	23	8	29	2	31	0	2 Murder/1 DOC/12 Felonies/16 Misd.	1	31-1
11/24	21	5	24	2	26	0	2 Murder/10 Felonies/14 Misd.	0	26-0
11/25	21	4	23	2	25	0	2 Murder/10 Felonies/13 Misd.	0	25-0
11/26	20	4	22	2	24	0	2 Murder/9 Felonies/13 Misd.	2	24-0
11/27	20	4	22	2	24	0	2 Murder/9 Felonies/13 Misd.	0	24-0
11/28	19	5	22	2	24	0	2 Murder/9 Felonies/13 Misd.	0	24-0
11/29	21	5	24	2	26	0	2 Murder/1 Class X/9 Felonies/14 Misd.	1	26-1
11/30	20	4	22	2	24	0	2 Murder/1 Class X/8 Felonies/13 Misd.	0	24-0

NOTE: Columns 4 & 5 refer to juvenile or adult Court proceedings; columns 6 & 7 refer to Champaign County cases or other counties being charged to house minors at YDC. Releases refers to minors arrested by police, however released to the parents without being detained at the Center. Totals are minors detained / released for that particular date.

Monthly Juvenile Probation Report

Circuit SIXTH County CHAMPAIGN Month/Year NOV. 2005 Preparer BRENDA MANALA

I. Juvenile Court Activity		1. Delinquency	2. Addiction	3. MRAI	4. Truancy	5. Neglect/Abuse	6. Dependant	7. Total
A. Petitions Filed		16	0	0	0	10	0	26
B. Court Action During Month								
1. Petitions Dismissed		0	0	0	0			0
2. Cont. Under Supervision		1	0	0	0			1
3. Adjudication		7	0	0	0			7

II. Criminal Prosecutions		Formal	Informal
A. Automatic		8	0
B. Discretionary		0	0
C. Total		8	0

III. Admissions During Month to Active Caseload		Formal	Informal
A. Delinquency		8	0
B. Addiction		0	0
C. MRAI		0	0
D. Truancy		0	0
E. Neglect/Abuse		0	0
F. Dependant		0	0
G. Total		8	0

IV. Demographics for Admissions		Formal	Informal
A. Sex			
Male		6	0
Female		2	0
		8	0
B. Age			
12-Under		0	0
13yrs.		3	0
14yrs.		0	0
15yrs.		1	0
16yrs.		3	0
17-over		1	0
Total		8	0

V. Intakes Completed		Formal	Informal
A. Full Intakes		5	
B. Partial Intakes		2	
C. Total		7	

C. Race/Ethnicity		Formal	Informal
American Indian/Eskimo		0	0
Asian/Pacific Islander		0	0
Black		6	0
Hispanic Origin		0	0
White		2	0
Other		0	0
Total		8	0

D. Education (Delinquency Only)		Formal	Informal
Enrolled in School		7	0
At Offense			

VI. Restitution and fees ordered (Active and Administrative)			
A. New Cases Ordered to Pay Restitution		0	
B. Total Amount of Restitution Ordered		0	
C. Number of New Cases Ordered to Pay Fees		8	

VII. Court Ordered Programs		Formal	Informal
A. Alcohol		0	
B. Drug Treatment		0	
C. Alcohol & Drug Treatment		1	
D. Youth Services Agency		2	
E. Mental Health		0	
F. Alternative Education		0	
G. TASC		0	
H. UDIS		0	
I. JTPA		0	
J. Other (explain)		3	

VIII. Placements		1. In State	2. Out of State	3. Total
A. Number Beginning of Month		17	2	19
B. Ordered Placed During Month				
1. Foster Home		0	0	0
2. Group Home		0	0	0
3. Resid. Treatment		2	0	2
4. With Relative		0	0	0
5. Subtotal		19	2	21
C. Number Removed During Month		0	0	0
D. Total End of Month		17	2	19

IX. Admissions During Month to Active Caseload		Formal	Informal
A. Delinquency		8	0
B. Addiction		0	0
C. MRAI		0	0
D. Truancy		0	0
E. Neglect/Abuse		0	0
F. Dependant		0	0
G. Total		8	0

X. Admissions During Month to Active Caseload		Formal	Informal
A. Delinquency		8	0
B. Addiction		0	0
C. MRAI		0	0
D. Truancy		0	0
E. Neglect/Abuse		0	0
F. Dependant		0	0
G. Total		8	0

XI. Admissions During Month to Active Caseload		Formal	Informal
A. Delinquency		8	0
B. Addiction		0	0
C. MRAI		0	0
D. Truancy		0	0
E. Neglect/Abuse		0	0
F. Dependant		0	0
G. Total		8	0

XII. Admissions During Month to Active Caseload		Formal	Informal
A. Delinquency		8	0
B. Addiction		0	0
C. MRAI		0	0
D. Truancy		0	0
E. Neglect/Abuse		0	0
F. Dependant		0	0
G. Total		8	0

XIII. Admissions During Month to Active Caseload		Formal	Informal
A. Delinquency		8	0
B. Addiction		0	0
C. MRAI		0	0
D. Truancy		0	0
E. Neglect/Abuse		0	0
F. Dependant		0	0
G. Total		8	0

XIV. Admissions During Month to Active Caseload		Formal	Informal
A. Delinquency		8	0
B. Addiction		0	0
C. MRAI		0	0
D. Truancy		0	0
E. Neglect/Abuse		0	0
F. Dependant		0	0
G. Total		8	0

X. Commitments to DOC	
A. Full	2
B. Evaluation	2
C. Habitual Juv. Offender	0
D. Violent Juv. Offender	0
E. Total	4

XI. Interstate Compact Cases	
Number	2

XII. Administrative Caseload	
A. Active	11
B. Inactive	7

IX. Active Caseload	a. Probation	b. Supervision	c. Cont. Under Sup.	d. Informal	e. Other	f. Total
	A. Caseload Beg. of Month	130	0	12	5	0
B. New Admissions	7	0	1	0	0	8
C. Re-admitted from Admin	3	0	0	0	0	3
D. Transferred In	5	0	0	0	0	5
E. Subtotal (A+B+C+D)	145	0	13	5	0	163
F. Cases Dropped						
1. Scheduled Termination	3	0	0	1	0	4
2. Early Termination	0	0	0	0	0	0
3. Absconder/Warrant	0	0	0	0	0	0
4. Revoked-Technical	1	0	0	0	0	1
5. Revoked-New Offense	1	0	0	0	0	1
6. Alternate DOC Commit.	0	0	0	0	0	0
7. Unsatisfactory Termination	0	0	0	0	0	0
8. Transferred Out	0	0	0	0	0	0
9. Other (explain)	6	0	0	0	0	6
10. Subtotal (Add 1-9)	11	0	0	1	0	12
G. Caseload End of Month(E)	134	0	13	4	0	151

XIV. Investigations	
Completed	55
A. Social Histories	10
B. Adoption	0
C. Contested Custody	0
D. Suppl. Soc. Hist.	5
E. Intake Screening	0
F. Other (Explain)	40
G. Total	55

XIII. Classification of Active Caseload	a. Max.	b. Med.	c. Min.	d. Unclassified	e. Total
	A. Probation	19	109	6	0
B. Supervision	0	0	0	0	0
C. Cont. Under Sup.	0	10	3	0	13
D. Informal	0	1	3	0	4
E. Other	0	0	0	0	0
F. Total	19	120	12	0	151

XV. Case Violations Reported		
1. Technical	2. New Offense	3. Total
4	2	6

XVII. Home Detention/Electronic Monitoring			
A. Pre-Adjud. Home Det.	1. Ordered this Month	2. End of Month	2. End of Month
a. With Elect. Monit.			
b. Without Elect. Monit.	NOT APPLICABLE		
c. Total			

XVI. Court Actions on Violations		
1. Technical	2. New Offense	3. Total
0	1	1
3	0	3
3	1	4

Joseph J. Gordon

Signature Of Approval by Chief/Director

CHAMPAIGN COUNTY PROBATION AND COURT SERVICES

Joseph J. Gordon
Director

Probation Services
Courthouse
101 E. Main
Urbana, IL 61801
Phone: (217) 384-3753
Fax: (217) 384-1264

Detention Services
400 S. Art Bartell Rd.
Urbana, IL 61802
Phone: (217) 384-3780
Fax: (217) 384-8617

December 15, 2005

To Whom It May Concern:

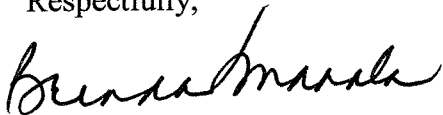
Re: NOVEMBER 2005 STATISTICAL EXPLANATION

Please be advised that the explanation for sections VII-J, IX-e, XIII-E and XIV-F on the November 2005 Statistical Form is as follows:

VII- (J):	Anger Control	1
	Sex Offender Treatment	1
	Employment	1
IX – (e):	No Conditional Discharge cases this month	
XIII – (E):	No Conditional Discharge cases this month	
XIV – (F):	is as follows:	
	Remission Reports	34
	Suitability Reports	5
	Home and Background	1

Should you have any questions, please do not hesitate to contact me at 217-384-3753.

Respectfully,



Brenda Manala
Supervisor Juvenile Probation Services

MONTHLY ADULT PROBATION REPORT

Circuit: 6 Department: Adult November 2005 Preparer: Janet Wells

I. Intakes Completed During Month	
A. Full	51
B. Partial	3

II. Demographics of Intakes		
A. Sex	a. Felony	b. Other
1. Male	21	17
2. Female	12	4
3. Total	33	21

B. Age		
	a. Felony	b. Other
1. 17-Under	1	2
2. 18-20	7	2
3. 21-30	11	10
4. 31-40	7	3
5. 41-49	5	2
6. 50-Over	2	2
7. Total	33	21

C. Race and Ethnicity		
	a. Felony	b. Other
1. American Indian	0	0
2. Asian	0	0
3. Black	14	6
4. Hispanic	2	0
5. White	17	15
6. Other	0	0
7. Total	33	21

D. Background at Offense		
	a. Felony	b. Other
1. Employed	15	11
2. High School Grad.	16	12

E. Felony Offense Classification			
1. Class 1	1	4. Class 4	17
2. Class 2	8	5. Other	0
3. Class 3	7	6. Total	33

III. Restitution and Fees Ordered (Active and Administrative)	
A. New Cases Ordered to Pay Restitution	12
B. Total Amount of Restitution Ordered	39832.05
C. Number of New Cases Ordered to Pay Fees	46

IV. Programs Ordered for New Cases (Active and Administrative)	
A. Alcohol Treatment	2
B. Drug Treatment	3
C. Alcohol and Drug Treatment	24
D. Mental Health	5
E. Sex Offender Treatment	4
F. TASC	0

V. Programs Ordered for DUI Cases (Active and Administrative)	
A. DUI Education	1
B. Treatment	1
C. Education and Treatment	2
D. Other (Explain)	1

VI. DUI Assessment Level (Active and Administrative)				
	Level 1	Level 2	Level 3	Total
	Signif.	Med	None	
A. Probation	0	0	0	0
B. Conditional Discharge	0	0	0	0
C. Supervision	0	0	0	0
D. Total	0	0	0	0

VII.			
	Home Confinement		Pretrial Release
	Order During Month	Total End of Month	Order During Month
A. Electronically Monitored	0	0	0
B. Non-electronically Monitored	5	36	0
C. Total	5	36	0

VIII. Active Caseload

	Felony	Misd.	DUI	Traffic	Total
A. Beginning Caseload	814	349	66	2	1231
B. Admissions					
1. Probation	32	18	3	0	53
2. Conditional Discharge	0	0	0	0	0
3. Supervision	0	0	0	0	0
4. Subtotal (1+2+3)	32	18	3	0	53
C. Readmitted Administrative	3	0	0	0	3
D. Subtotal (A+B4+C)	849	367	69	2	1287
E. Cases Dropped					
1. Scheduled Termination	12	11	3	1	27
2. Early Termination	3	2	0	0	5
3. Absconder/Warrant	6	1	0	0	7
4. Revoked-Technical	3	2	0	0	5
5. Revoked-New Offense	1	0	0	0	1
6. Alternate DOC Commitment	5	0	0	0	5
7. Unsatisfactory Termination	6	2	2	0	10
8. Transferred Out	5	1	0	0	6
9. Other (Explain)	0	1	0	0	1
10. Subtotal (add 1 through 9)	41	20	5	1	67
F. Total (D-E10)	808	347	64	1	1220

Employed

IX. Commitments to DOC

Number	5
--------	---

X. Interstate Compact Cases

Number	13
--------	----

XII. Administrative Caseload

A. Active	2492
B. Inactive	8

XI. Classification of Active Caseload

	Max	Med	Min	Uncl	Total
A. Felony	302	445	61	0	808
B. Misdemeanor	75	203	69	0	347
C. DUI		49	15	0	64
D. Traffic			1	0	1
E. Total	377	697	146	0	1220

XIV. Investigations Completed

	Felony	Misd	DUI	Traffic	Total
A. Pre-sentence	35	6	20	6	67
B. Abbreviated PSI	0	0	0	0	0
C. Pretrial Bond Reports	0	0	0	0	0
D. Record Checks	19	0	1	0	20
E. JDP	0	0	0	0	0
F. Other (Explain)	0	0	0	0	0

XIII. Full PSI's Ordered/Pending

Number Ordered	48
Number Pending	51

XV. Case Violations Reported

Violations Reported	Technical	Offense
	82	30

XVI. Court Action on Violations

A. No Violations	23
B. Violation	9
C. Total	32

Joseph J. Gordon

Signature of Approval by Chief/Director

CHAMPAIGN COUNTY PROBATION AND COURT SERVICES

Joseph J. Gordon
Director

Probation Services
Courthouse
101 E. Main
Urbana, IL 61801
Phone: (217) 384-3751
Fax: (217) 384-1264

Detention Services
400 S. Art Bartell Rd.
Urbana, IL 61802
Phone: (217) 384-3780
Fax: (217) 384-8617

December 15, 2005

To: Administrative Office of the Illinois Courts
From: Champaign County Court Services Department
Re: Monthly Adult Probation Report- November 2005

The following is intended to provide explanations for the information contained in the specified categories on the current Monthly Adult Probation Report.

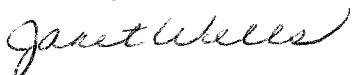
Section V. Programs Ordered for D.U.I. Cases/ Other

Other programs ordered for D.U.I. cases include attendance at a Victim Impact Panel presentation, attendance at AA/NA meetings and/or Public Service Work.

Section VIII. Active Caseload/E.9 Cases Dropped- Other

One misdemeanor case was dropped due to status change and added as a Domestic Violence admission.

Sincerely,



Janet Wells
Supervisor, Adult Services

MONTHLY INTENSIVE PROBATION SUPERVISION REPORT

Circuit **Sixth** Department **Champaign Co.** NOVEMBER/2005 Preparer **R. WYRE**

I. Intakes Completed During Month		
A. Full	8	B. Partial
	0	

II. Demographics of Intakes		
A. Sex	a. Felony	b. Other
1. Male	8	
2. Female	0	
3. Total	8	0

B. Age	a. Felony	b. Other
1. 17-Under	0	
2. 18-20	3	
3. 21-30	4	
4. 31-40	1	
5. 41-49	0	
6. 50-Over	0	
7. Total	8	0

C. Race And Ethnicity	a. Felony	b. Other
1. American Indian	0	
2. Asian	0	
3. Black	7	
4. Hispanic	0	
5. White	1	
6. Other	0	
7. Total	8	0

D. Background at Time of Offense	a. Felony	b. Other
1. Employment	5	
2. High School Grad.	4	

E. Felony Offense Classification		
1. Class 1	1	4. Class 4
2. Class 2	4	5. Other
3. Class 3	3	6. Total
		8

III. Restitution and Fees Ordered (Active and Administrative)	
A. New Case Ordered to Pay Restitution	2
B. Total Amount of Restitution Ordered	\$5,192.06
C. Number of New Case Ordered to Pay Fees	8

IV. Programs Ordered for New Cases (Active and Administrative)	
A. Alcohol Treatment	0
B. Drug Treatment	1
C. Alcohol and Drug Treatment	6
D. Mental Health	0
E. Sex Offender Treatment	1
F. TASC	0

V. Programs Ordered for DUI Cases (Active and Administrative)	
A. DUI Education	
B. Treatment	
C. Education and Treatment	
D. Other (Explain)	

VI. DUI Assessment Level (Active and Administrative)				
	Level 1	Level 2 Signif. Medium	Level 3	Total
A. Probation				0
B. Conditional Discharge				0
C. Supervision				0
D. Total	0	0	0	0

VII.			
	Home Confinement Ordered During Month	Total End of Month	Pretrial Release Ordered During Month
A. Electronically Monitored	0	0	
B. Non-electronically Monitored	8	58	
C. Total	8	58	0

VIII.	
A. Electronically Monitored	0
B. Non-electronically Monitored	58
C. Total	58

VIII. Active Caseload

	Felony	Misd.	DUI	Traffic	Total
A. Beginning Caseload	52				52
B. Admissions	8				8
1. Probation					0
2. Conditional Discharge					0
3. Supervision					0
4. Subtotal (1+2+3)	8	0	0	0	8
C. Readmitted Administrative	0				0
D. Subtotal (A+B4+C)	60	0	0	0	60
F. Cases Dropped					Employed
1. Scheduled Termination	0	0	0	0	0
2. Early Termination	0	0	0	0	0
3. Absconder/Warrant	0	0	0	0	0
4. Revoked-Technical	0	0	0	0	0
5. Revoked-New Offense	2	0	0	0	2
6. Alternate DOC Commitment	0	0	0	0	0
7. Unsatisfactory Termination	0	0	0	0	0
8. Transferred Out	0	0	0	0	0
9. Other (Explained)	0	0	0	0	0
10. Subtotal (Add 1 through 9)	2	0	0	0	2
F. Total (D-E10)	58	0	0	0	58

IX. Commitments To IDOC

Number	2
--------	---

X. Interstate Compact Cases

Number	3
--------	---

XI. Classification of Active Caseload

	Max	Med	Min	Unclass	Total
A. Felony	58				58
B. Misdemeanor					0
C. DUI					0
D. Traffic					0
E. Total	58	0	0	0	58

XII. Administrative Caseload

A. Active	4
B. Inactive	6

XIII. Full PSI's Ordered/Pending

Number Ordered	1	Number Pending	1
----------------	---	----------------	---

XIV. Investigations Completed

	Felony	Misd.	DUI	Traffic	Total
A. Pre-Sentence	4				4
B. Abbreviated PSI	1				1
C. Pretrial Bond Reports					0
D. Record Checks	6				6
E. JDP					0
F. Other (Suitability Reports)	27				27

XV. Case Violations Reported

Violations Reported	Technical	New Offense
	2	0

XVI. Court Action on Violations

A. No Violations	Technical	New Offense
B. Violations	1	1
C. Total	1	1

Joseph J. Gordon

Signature of Approval by Chief/Director

**MONTHLY STATISTICS- NOVEMBER/2005
CHAMPAIGN COUNTY INTENSIVE PROBATION SUPERVISION PROGRAM**

CLIENTS ADDED DURING NOVEMBER 8

CLIENTS DROPPED DURING NOVEMBER 2

INTAKE LEVEL 9 LEVEL 1 41 LEVEL 2 7 LEVEL 3 1

I. IPS REFERRALS/PLACEMENTS:	TOTAL	PERCENT
Offenders referred for screening	28	
Offenders sentenced to Intensive Probation	8	
Number actively supervised on 11/30/2005	58	116%
Number incarcerated in County Jail	2	3%
Number pending revocation	4	7%
Number revoked during November / 2005	0	0%

II. DEMOGRAPHICS OF INTAKES

A. SEX

1. MALE	8	100%
2. FEMALE	0	0%

B. AGE

1. 17 & UNDER	0	0%
2. 18-20	3	38%
3. 21-30	4	50%
4. 31-40	1	13%
5. 41-49	0	0%
6. 50+	0	0%

C. RACE & ETHNICITY

1. AMERICAN INDIAN	0	0%
2. ASIAN	0	0%
3. BLACK	7	88%
4. CAUCASIAN	1	13%
5. HISPANIC	0	0%
6. OTHER	0	0%

D. BACKGROUND AT TIME OF OFFENSE

1. EMPLOYED	5	63%
2. UNEMPLOYED	3	38%
3. HISTORY OF ALCOHOL/DRUG ABUSE	7	88%
4. NO HISTORY OF ALCOHOL / DRUG ABUSE	1	13%
5. PRIOR FELONY CONVICTIONS	10	
6. PRIOR MISDEMEANOR CONVICTIONS	10	
7. PRIOR TRAFFIC CONVICTIONS	26	

E. MARITAL STATUS

1. DIVORCED	1	13%
2. MARRIED	0	0%
3. SEPARATED	0	0%
4. SINGLE	7	88%

F. EDUCATION AT TIME OF OFFENSE	TOTAL	PERCENT
1. G.E.D.	1	13%
2. HIGH SCHOOL	3	38%
3. SOME COLLEGE	0	0%
4. SOME SCHOOL	4	50%

G. PROGRAMS ORDERED FOR NEW CASES	TOTAL	PERCENT
1. ALCOHOL	0	0%
2. DRUG TREATMENT	1	13%
3. ALCOHOL AND DRUG TREATMENT	6	75%
4. MENTAL HEALTH	0	0%
5. SEX OFFENDER TREATMENT	1	13%
6. TASC	0	0%

H. BREAKDOWN OF OFFENDERS BY CLASS OF OFFENSE:	TOTAL	PERCENT
1. Class 4 Felony	0	0%
2. Class 3 Felony	3	38%
3. Class 2 Felony	4	50%
4. Class 1 Felony	1	13%
5. OTHER	0	0%

III. ACTIVE CASELOAD

A. SEX	TOTAL	PERCENT
1. MALE	50	86%
2. FEMALE	8	14%

B. AGE	TOTAL	PERCENT
1. 17 & UNDER	0	0%
2. 18-20	11	19%
3. 21-30	22	38%
4. 31-40	13	22%
5. 41-49	6	10%
6. 50+	6	10%

C. RACE & ETHNICITY	TOTAL	PERCENT
1. MALE		
1. AMERICAN INDIAN	0	0%
2. ASIAN	0	0%
3. BLACK	33	66%
4. CAUCASIAN	17	34%
5. HISPANIC	0	0%
6. OTHER	0	0%

2. FEMALE		
1. AMERICAN INDIAN	0	0%
2. ASIAN	0	0%
3. BLACK	7	88%
4. CAUCASIAN	1	13%
5. HISPANIC	0	0%
6. OTHER	0	0%

D. EDUCATION AT TIME OF OFFENSE		TOTAL	PERCENT
1. G.E.D.		7	12%
2. HIGH SCHOOL		13	22%
3. SOME COLLEGE		24	41%
4. SOME SCHOOL		14	24%

E. MARITAL STATUS		TOTAL	PERCENT
1. DIVORCED		8	14%
2. MARRIED		10	17%
3. SEPARATED		3	5%
4. SINGLE		37	64%

F. BACKGROUND AT TIME OF OFFENSE		TOTAL	PERCENT
1. EMPLOYED		35	60%
2. UNEMPLOYED		23	40%
3. HISTORY OF ALCOHOL/DRUG ABUSE		47	81%
4. NO HISTORY OF ALCOHOL / DRUG ABUSE		11	19%
5. PRIOR FELONY CONVICTIONS		72	
6. PRIOR MISDEMEANOR CONVICTIONS		89	
7. PRIOR TRAFFIC CONVICTIONS		309	

G. BREAKDOWN OF OFFENDERS BY CLASS OF OFFENSE:		TOTAL	PERCENT
1. Class 4 Felony		17	29%
2. Class 3 Felony		17	29%
3. Class 2 Felony		16	28%
4. Class 1 Felony		8	14%
5. OTHER		0	0%

H. BREAKDOWN OF OFFENSES:		TOTAL	PERCENT
Aggravated Battery		6	10%
Aggravated Criminal Sexual Abuse		3	5%
Unlawful Possession of a Firearm		1	2%
Burglary		6	10%
Driving Under Revoked License		1	2%
Failure to Register as a Sex Offender		1	2%
Theft Over \$300		6	10%
Aggravated ID Theft		1	2%
Forgery		2	3%
Unlawful Possession of a Stolen Vehicle		2	3%
Child Pornography		1	2%
Mob Action		1	2%
Obstruction of Justice		5	9%
Attempt Robbery		1	2%
Driving Under the Influence		1	2%
Theft w/Prior Theft Conviction		1	2%
Unlawful Delivery of a Controlled Substance		3	5%
Stalking		1	2%
Retail Theft		2	3%
Unlawful Poss. Of Cont. Sub. W/Int. Del.		5	9%
Unlawful Poss. of Controlled Substance		6	10%
Arson		1	2%
Indecent Solicitation of a Child		1	2%

IV. FINANCIAL DATA:

A. INCOME EARNED/TAXES PAID:

1. GROSS INCOME	\$	33,030.38
2. WITHHOLDING	\$	4,954.56
3. NET	\$	28,075.82

B. COMMUNITY SERVICE DATA:

1. TOTAL HOURS WORKED	320
2. RELATIVE WORTH*	\$ 2,080.00

* Total hours multiplied by minimum wage

C. COURT ORDERED COSTS, FINES RESTITUTION:

COURT ORDERED COSTS	\$	1,661.00
COSTS PAID	\$	614.00

COURT ORDERED FINES	\$	1,955.00
FINES PAID	\$	271.42

COURT ORDERED RESTITUTION	\$	5,192.06
RESTITUTION PAID	\$	410.00

COURT ORDERED PROBATION FEES	\$	3,060.00
PROBATION FEES PAID	\$	301.00

V. ILLICIT SUBSTANCE CONFIRMATION TESTING

	POSITIVE	NEGATIVE
A. TEST TAKEN (Month)	4	7
B. POSITIVE/COCAINE	0	
C. POSITVE/THC	2	
D. POSITVE/OPIATE	2	
E. POSITVIE - METH/AMPH	0	

VI ACTIVE CASELOAD/CASES DROPPED


A. ACTIVE CASELOAD

	Intake	Level 1	Level 2	Level 3
1. BEGINNING CASELOAD	5	39	7	1
2. SENTENCED TO IPS				
a. New Cases Favorably Screened	8			
b. New Cases Unfavorably Screened	0			
c. New Cases Not Screened	0			
3. ADD / RE-ADMISSION	0	0	0	0
4. SUBTOTAL	8	0	0	0
5. TOTAL	13	39	7	1

B. CASES DROPPED

1. SCHEDULED TERMINATION

	Intake	Level 1	Level 2	Level 3
Exit to Regular Probation				
Exit by Discharge W/O Reg. Prob.				
Committed to IDOC				
1. New Conviction		2		
2. Technical Violation				
Resentenced/Transferred to Reg. Prob.				
1. New Conviction				
2. Technical Violation				
Resentenced to County Jail				
1. New Conviction				
2. Technical Violation				
Resentenced to IPS				
1. New Conviction				
2. Technical Violation				
Resentenced to Co. Jail/Std. Prob.				
1. New Conviction				
2. Technical Violation				
Absconder / warrant				
Alternate IDOC Commitment				
Transferred Out				
Other				
Total	0	2	0	0
End of the Month Caseload Distribution	9	41	7	1


 Robert D. Wyre
 Supervisor, IPS/EDV

CIRCUIT Sixth DEPARTMENT Champaign MONTH/YEAR November 2005 PREPARER Bill May

I. New Referrals

A. Adult	Felony		Misdemeanor		DUI		Traffic		Ordinance		Other		Total	
	Hours	Cases	Hours	Cases	Hours	Cases	Hours	Cases	Hours	Cases	Hours	Cases		
1. Reporting	2,204	24	190	3									2,394	27
2. Non-Reporting	200	4	1,256	33	9,055	66	3,575	37					14,086	140
3. Total	2,404	28	1,446	36	9,055	66	3,575	37					16,480	167

B. Juvenile

Delinquency	Traffic		Ordinance		Other		Total
	Hours	Cases	Hours	Cases	Hours	Cases	
1. Reporting	85	4					85
2. Non-Reporting							4
3. Total	85	4					85

II. Placements

	Adult	Juvenile
A. Number of Initial Placements	51	1
B. Number Re-Placed		
C. Total Number In Placement	51	1

IV. Worksites

A. Number Beginning of Month	84
B. Number Added During Month	
C. Number Dropped During Month	
D. Total Number End of Month	84

III. Hours Completed During Month

A. Adult	8,266
B. Juvenile	29

V. Caseload Summary

	1. Adult		2. Juvenile	
	Hours	Cases	Hours	Cases
A. Caseload Beginning of Month	63,680	1,019	5,015	103
B. Cases Added During Month	18,940	193	85	4
C. Cases Dropped During Month				
1. Satisfactory Completion	6,958	75		
2. Transferred Out				
3. Modifications				
4. Revocation				
5. Dropped Administratively	10,215	93	110	3
6. Other (Specify on Reverse)				
7. Total Dropped	17,173	168	110	3
D. Caseload End of Month	61,913	994	4,990	104