

JDC POPULATION REPORT FOR THE MONTH OF SEPTEMBER 2008

DATE	MALE	FEMALE	JUV	ADULT	CHAMPAIGN	OTHER	OFFENSE CLASSIFICATION	RELEASES	TOTALS
9/1	18	2	18	2	20	0	2 Class X/11 Felonies/7 Misd.	0	20-0
9/2	20	2	20	2	21	1	2 Class X/11 Felonies/9 Misd.	0	22-0
9/3	21	2	21	2	21	2	2 Class X/1 DOC/11 Felonies/9 Misd.	2	23-2
9/4	20	1	19	2	19	2	2 Class X/2 DOC/8 Felonies/9 Misd.	1	21-1
9/5	17	1	16	2	17	1	2 Class X/1 DOC/8 Felonies/7 Misd.	0	18-0
9/6	17	2	17	2	18	1	2 Class X/8 Felonies/9 Misd.	1	19-1
9/7	17	2	17	2	18	1	2 Class X/8 Felonies/9 Misd.	1	19-1
9/8	18	2	18	2	19	1	2 Class X/1 DOC/8 Felonies/9 Misd.	0	20-0
9/9	17	2	17	2	18	1	2 Class X/1 DOC/7 Felonies/9 Misd.	1	19-1
9/10	15	1	14	2	16	0	2 Class X/1 DOC/6 Felonies/7 Misd.	2	16-2
9/11	13	2	13	2	15	0	2 Class X/1 DOC/5 Felonies/7 Misd.	1	15-1
9/12	18	2	18	2	20	0	2 Class X/1 DOC/10 Felonies/7 Misd.	0	20-0
9/13	18	2	18	2	20	0	2 Class X/1 DOC/10 Felonies/7 Misd.	2	20-2
9/14	18	2	18	2	20	0	2 Class X/1 DOC/10 Felonies/7 Misd.	0	20-0
9/15	21	2	21	2	23	0	2 Class X/1 DOC/13 Felonies/7 Misd.	0	23-0
9/16	23	1	22	2	24	0	2 Class X/15 Felonies/7 Misd.	0	24-0
9/17	22	1	21	2	23	0	2 Class X/14 Felonies/7 Misd.	0	23-0
9/18	21	1	20	2	22	0	2 Class X/1 DOC/13 Felonies/6 Misd.	1	22-1
9/19	24	1	23	2	25	0	2 Class X/1 DOC/14 Felonies/8 Misd.	0	25-0
9/20	22	1	21	2	23	0	2 Class X/1 DOC/14 Felonies/6 Misd.	2	23-2
9/21	22	1	21	2	23	0	2 Class X/1 DOC/14 Felonies/6 Misd.	0	23-0
9/22	23	2	23	2	25	0	2 Class X/1 DOC/15 Felonies/7 Misd.	1	25-1
9/23	23	4	25	2	27	0	2 Class X/1 DOC/17 Felonies/7 Misd.	2	27-2
9/24	22	5	26	1	26	1	1 Class X/18 Felonies/8 Misd.	0	27-0
9/25	24	5	28	1	27	2	1 Class X/1 DOC/19 Felonies/8 Misd.	0	29-0
9/26	24	5	28	1	27	2	1 Class X/1 DOC/19 Felonies/8 Misd.	1	29-1
9/27	23	5	27	1	26	2	1 Class X/1 DOC/17 Felonies/9 Misd.	0	28-0
9/28	24	5	28	1	27	2	1 Class X/1 DOC/17 Felonies/10 Misd.	0	29-0
9/29	27	5	31	1	29	3	2 Class X/2 DOC/17 Felonies/11 Misd.	5	32-5
9/30	18	4	21	1	20	2	2 Class X/2 DOC/10 Felonies/8 Misd.	3	22-3

NOTE: Columns 4 & 5 refer to juvenile or adult Court proceedings; columns 6 & 7 refer to Champaign County cases or other counties being charged to house minors at YDC. Releases refers to minors arrested by police, however released to the parents without being detained at the Center. Totals are minors detained / released for that particular date.

Monthly Juvenile Probation Report

Circuit SIXTH County CHAMPAIGN Month/Year 2008-Sept Preparer Teresa Zebe

I. Juvenile Court Activity	1. Delinquency	2. Addiction	3. MRAI	4. Truancy	5. Neglect/Abuse	6. Dependant	7. Total
A. Petitions Filed	25	0	0	0	12	0	37
B. Court Action During Month							
1. Petitions Dismissed	8	0	0	0			8
2. Cont. Under Supervision	0	0	0	0			0
3. Adjudication	11	0	0	0			11

II. Criminal Prosecutions	
A. Automatic	0
B. Discretionary	0
C. Total	0

III. Admissions During Month to Active Caseload		
	Formal	Informal
A. Delinquency	11	0
B. Addiction	0	0
C. MRAI	0	0
D. Truancy	0	0
E. Neglect/Abuse	0	0
F. Dependant	0	0
G. Total	11	0

IV. Demographics for Admissions		
A. Sex	Formal	Informal
Male	9	0
Female	2	0
Total	11	0

C. Race/Ethnicity	Formal	Informal
American Indian/Eskimo	0	0
Asian/Pacific Islander	0	0
Black	5	0
Hispanic Origin	0	0
White	1	2
Other	0	0
Total	6	2

V. Intakes Completed	
A. Full Intakes	10
B. Partial Intakes	0
C. Total	10

B. Age	Formal	Informal
12-Under	0	0
13yrs.	1	0
14yrs.	2	0
15yrs.	5	0
16yrs.	3	0
17-over	0	0
Total	11	0

D. Education (Delinquency Only)		
Enrolled in School At Offense	Formal	Informal
	11	0

VII. Court Ordered Programs	
A. Alcohol	0
B. Drug Treatment	0
C. Alcohol & Drug Treatment	8
D. Youth Services Agency	0
E. Mental Health	5
F. Alternative Education	0
G. TASC	0
H. UDIS	0
I. JTPA	0
J. Other (explain)	4

VI. Restitution and fees ordered (Active and Administrative)	
A. New Cases Ordered to Pay Restitution	1
B. Total Amount of Restitution Ordered	\$500.00
C. Number of New Cases Ordered to Pay Fees	(3) \$750

VIII. Placements			
	1. In State	2. Out of State	3. Total
A. Number Beginning of Month	9	0	9
B. Ordered Placed During Month			
1. Foster Home	0	0	0
2. Group Home	0	0	0
3. Resid. Treatment	0	0	0
4. With Relative	0	0	0
5. Subtotal	9	0	9
C. Number Removed During Month	2	0	2
D. Total End of Month	7	0	7

IX. Active Caseload

	a. Probation	b. Supervision	c. Cont. Under Sup.	d. Informal	e. Other	f. Total
A. Caseload Beg. of Month	96	0	5	13	0	114
B. New Admissions	11	0	0	0	0	11
C. Re-admitted from Admin	1	0	0	0	0	1
D. Transferred In	5	0	0	0	0	5
E. Subtotal (A+B+C+D)	113	0	0	13	0	131
F. Cases Dropped						
1. Scheduled Termination	3	0	0	1	0	4
2. Early Termination	1	0	0	0	0	1
3. Absconder/Warrant	0	0	0	0	0	0
4. Revoked-Technical	1	0	0	0	0	1
5. Revoked-New Offense	1	0	0	0	0	1
6. Alternate DOC Commit.	0	0	0	0	0	0
7. Unsatisfactory Termination	0	0	0	0	0	0
8. Transferred Out	4	0	0	0	0	4
9. Other (explain)	5	0	0	0	0	5
10. Subtotal (Add 1-9)	15	0	0	1	0	16
G. Caseload End of Month(E-F10)	98	0	5	12	0	115

X. Commitments to DOC	
A. Full	4
B. Evaluation	1
C. Habitual Juv. Offender	0
D. Violent Juv. Offender	0
E. Total	5

G. Education	
	4
	1
	1
	1
	0
	5
	16

XI. Interstate Compact Cases	
Number	1

XII. Administrative Caseload	
A. Active	3
B. Inactive	4

XIII. Classification of Active Caseload

	a. Max.	b. Med.	c. Min.	d. Unclassified	e. Total
A. Probation	15	75	8	0	98
B. Supervision	0	0	0	0	0
C. Cont. Under Sup.	0	3	2	0	5
D. Informal	0	0	12	0	12
E. Other	0	0	0	0	0
F. Total	15	78	22	0	115


XIV. Investigations	
	Completed
A. Social Histories	8
B. Adoption	0
C. Contested Custody	0
D. Suppl. Soc. Hist.	2
E. Intake Screening	0
F. Other (Explain)	25
G. Total	35

XV. Case Violations Reported			
	1. Technical	2. New Offense	3. Total
Violations Reported	7	0	7

XVI. Court Actions on Violations			
	1. Technical	2. New Offense	3. Total
A. No Violations	0	0	0
B. Violation Found	3	0	3
C. Total Court Action	3	0	3

XVII. Home Detention/Electronic Monitoring				
	A. PreAdjud. Home Det.		B. Post Adjud. Home Det.	
	1. Ordered this Month	2. End of Month	1. Ordered this Month	2. End of Month
a. With Elect. Monit.				
b. Without Elect. Monit.	Not	applicable		
c. Total				

Signature Of Approval by Chief/Director



CHAMPAIGN COUNTY PROBATION AND COURT SERVICES

Joseph J. Gordon
Director

Probation Services
Courthouse
101 E. Main
Urbana, IL 61801
Phone: (217) 384-3753
Fax: (217) 384-1264

Detention Services
400 S. Art Bartell Rd.
Urbana, IL 61802
Phone: (217) 384-3780
Fax: (217) 384-8617

October 09, 2008

To Whom It May Concern:

Re: SEPTEMBER 2008 STATISTICAL EXPLANATION

Please be advised that the explanation for sections VII-J, IX-e, XIII-E and XIV-F on the September Statistical Form is as follows:

VII- (J): Anger Control Counseling (4)

IX - (e): No Conditional Discharge cases this month


XIII – (E): No Conditional Discharge cases this month

XIV – (F): is as follows:

 Remission Reports 25

Should you have any questions, please do not hesitate to contact me at 217-384-3753.

Respectfully,



Teresa Zebe
Supervisor Juvenile Probation

MONTHLY ADULT PROBATION REPORT

Circuit: 6

Department: Adult

September 2008

Preparer: Janet Wells

I. Intakes Completed During Month

A. Full	87	B. Partial	3
---------	----	------------	---

II. Demographics of Intakes

A. Sex			
	a. Felony	b. Other	
1. Male	43	18	
2. Female	22	7	
3. Total	65	25	

B. Age

	a. Felony	b. Other	
1. 17-Under	1	0	
2. 18-20	11	9	
3. 21-30	30	10	
4. 31-40	14	2	
5. 41-49	6	1	
6. 50-Over	3	3	
7. Total	65	25	

C. Race and Ethnicity

	a. Felony	b. Other	
1. American Indian	0	0	
2. Asian	0	0	
3. Black	36	6	
4. Hispanic	4	1	
5. White	25	17	
6. Other	0	1	
7. Total	65	25	

D. Background at Offense

	a. Felony	b. Other	
1. Employed	28	19	
2. High School Grad.	41	23	

E. Felony Offense Classification

1. Class 1	3	4. Class 4	37
2. Class 2	8	5. Other	0
3. Class 3	17	6. Total	65

III. Restitution and Fees Ordered (Active and Administrative)

A. New Cases Ordered to Pay Restitution	13
B. Total Amount of Restitution Ordered	22250.99
C. Number of New Cases Ordered to Pay Fees	67

IV. Programs Ordered for New Cases (Active and Administrative)

A. Alcohol Treatment	7
B. Drug Treatment	7
C. Alcohol and Drug Treatment	37
D. Mental Health	9
E. Sex Offender Treatment	0
F. TASC	0

V. Programs Ordered for DUI Cases (Active and Administrative)

A. DUI Education	4
B. Treatment	4
C. Education and Treatment	11
D. Other (Explain)	0

VI. DUI Assessment Level (Active and Administrative)

	Level 1	Level 2 Signif.	Level 2 Med	Level 3	None	Total
A. Probation	4	0	0	0	0	2
B. Conditional Discharge	0	0	0	0	0	0
C. Supervision	0	0	0	0	0	0
D. Total	4	0	0	0	0	2

VII.

	Home Confinement		Pretrial Release	
	Order During Month	Total End of Month	Order During Month	Total End of Month
A. Electronically Monitored	0	0	0	0
B. Non-electronically Monitored	0	0	0	0
C. Total	0	0	0	0

VIII. Active Caseload

	Felony	Misd.	DUI	Traffic	Total	
A. Beginning Caseload	1147	425	216	21	1809	
B. Admissions						
1. Probation	65	13	13	0	91	
2. Conditional Discharge	0	0	0	0	0	
3. Supervision	0	0	0	0	0	
4. Subtotal (1+2+3)	65	13	13	0	91	
C. Readmitted Administrative	4	0	0	0	4	
D. Subtotal (A+B4+C)	1216	438	229	21	1904	
E. Cases Dropped						Employed
1. Scheduled Termination	31	14	11	2	58	1
2. Early Termination	4	1	0	0	5	0
3. Absconder/Warrant	3	0	0	0	3	
4. Revoked-Technical	7	1	1	0	9	0
5. Revoked-New Offense	2	0	0	0	2	0
6. Alternate DOC Commitment	6	0	0	0	6	
7. Unsatisfactory Termination	12	3	4	0	19	0
8. Transferred Out	3	4	4	0	11	
9. Other (Explain)	0	0	0	0	0	0
10. Subtotal (add 1 through 9)	68	23	20	2	113	0
F. Total (D-E10)	1148	415	209	19	1791	

XI. Classification of Active Caseload

	Max	Med	Min	Uncl	Total
A. Felony	57	855	236	50	1148
B. Misdemeanor	17	279	119	25	415
C. DUI		95	114	6	209
D. Traffic			19	2	19
E. Total	74	1229	488	83	1791

XIV. Investigations Completed

	Felony	Misd	DUI	Traffic	Total
A. Pre-sentence	29	1	7	0	37
B. Abbreviated PSI	0	0	0	0	0
C. Pretrial Bond Reports	0	0	0	0	0
D. Record Checks	0	0	2	0	2
E. JDP	0	0	0	0	0
F. Other (Explain)	0	0	0	0	0

IX. Commitments to DOC

Number	18
--------	----

X. Interstate Compact Cases

Number	39
--------	----

XII. Administrative Caseload

A. Active	514
B. Inactive	135

XIII. Full PSI's Ordered/Pending

Number Ordered	41	Number Pending	37
----------------	----	----------------	----


XV. Case Violations Reported

	Technical	Offense
Violations Reported	57	23

XVI. Court Action on Violations

	Technical	Offense
A. No Violations	11	3
B. Violation	9	3
C. Total	20	6

Signature of Approval by Chief/Director



CHAMPAIGN COUNTY PROBATION AND COURT SERVICES

Joseph J. Gordon
Director

Probation Services
Courthouse
101 E. Main
Urbana, IL 61801
Phone: (217) 384-3751
Fax: (217) 384-1264

Detention Services
400 S. Art Bartell Rd.
Urbana, IL 61802
Phone: (217) 384-3780
Fax: (217) 384-8617

October 21, 2008

To: Administrative Office of the Illinois Courts

From: Champaign County Court Services Department

Re: Monthly Adult Probation Report- September 2008

The following is intended to provide explanations for the information contained in the specified categories on the current Monthly Adult Probation Report.

Section V. Programs Ordered for D.U.I. Cases/ Other

Other programs ordered for D.U.I. cases include attendance at a Victim Impact Panel presentation, attendance at AA/NA meetings and/or Public Service Work.

Section VIII. Active Caseload/E.9 Cases Dropped- Other

We are the process of transitioning to a new computer system and the number for the Active Administrative caseload (Conditional Discharge/Court Supervision cases) is not available at this time

Sincerely,



Janet Wells
Supervisor, Adult Services