

JDC POPULATION REPORT FOR THE MONTH OF OCTOBER 2008

DATE	MALE	FEMALE	JUV	ADULT	CHAMPAIGN	OTHER	OFFENSE CLASSIFICATION	RELEASES	TOTALS
10/1	16	4	19	1	20	0	2 Class X/10 Felonies/8 Misd.	1	20-1
10/2	18	4	21	1	22	0	1 Class X/13 Felonies/8 Misd.	1	22-1
10/3	21	3	23	1	23	1	1 Class X/1 DOC/13 Felonies/9 Misd.	0	24-0
10/4	20	3	22	1	22	1	1 Class X/1 DOC/13 Felonies/8 Misd.	1	23-1
10/5	19	3	21	1	22	0	1 Class X/13 Felonies/8 Misd.	2	22-2
10/6	19	4	22	1	23	0	1 Class X/2 DOC/13 Felonies/7 Misd.	0	23-0
10/7	22	4	25	1	26	0	1 Class X/2 DOC/12 Felonies/11 Misd.	0	26-0
10/8	21	3	23	1	24	0	1 Class X/2 DOC/11 Felonies/10 Misd.	1	24-1
10/9	19	3	21	1	22	0	1 Class X/11 Felonies/10 Misd.	0	22-0
10/10	20	4	23	1	24	0	1 Class X/12 Felonies/11 Misd.	0	24-0
10/11	20	4	23	1	24	0	1 Class X/12 Felonies/11 Misd.	3	24-3
10/12	20	5	24	1	25	0	1 Class X/12 Felonies/12 Misd.	0	25-0
10/13	20	5	24	1	25	0	1 Class X/13 Felonies/11 Misd.	1	25-1
10/14	23	5	27	1	28	0	1 Class X/14 Felonies/13 Misd.	1	28-1
10/15	25	6	30	1	31	0	1 Class X/15 Felonies/15 Misd.	1	31-1
10/16	22	5	26	1	27	0	1 Class X/14 Felonies/12 Misd.	1	27-1
10/17	24	6	29	1	30	0	1 Class X/17 Felonies/12 Misd.	0	30-0
10/18	22	6	27	1	28	0	1 Class X/17 Felonies/10 Misd.	0	28-0
10/19	24	6	29	1	29	1	1 Class X/1 DOC/18 Felonies/10 Misd.	0	30-0
10/20	25	5	29	1	29	1	1 Class X/2 DOC/17 Felonies/10 Misd.	2	30-2
10/21	22	6	27	1	28	0	1 Class X/1 DOC/16 Felonies/10 Misd.	0	28-0
10/22	21	5	25	1	26	0	1 Class X/2 DOC/14 Felonies/9 Misd.	0	26-0
10/23	21	5	25	1	26	0	1 Class X/2 DOC/14 Felonies/9 Misd.	1	26-1
10/24	22	4	25	1	26	0	1 Class X/2 DOC/14 Felonies/9 Misd.	1	26-1
10/25	20	3	22	1	23	0	1 Class X/13 Felonies/9 Misd.	1	23-1
10/26	21	3	23	1	24	0	1 Class X/14 Felonies/9 Misd.	3	24-3
10/27	24	5	28	1	28	1	1 Class X/1 DOC/18 Felonies/9 Misd.	1	29-1
10/28	23	5	27	1	27	1	1 Class X/1 DOC/16 Felonies/10 Misd.	0	28-0
10/29	23	6	28	1	29	0	1 Class X/18 Felonies/10 Misd.	0	29-0
10/30	21	6	26	1	27	0	1 Class X/16 Felonies/10 Misd.	0	27-0
10/31	20	7	26	1	27	0	1 Class X/17 Felonies/9 Misd.	0	27-0

NOTE: Columns 4 & 5 refer to juvenile or adult Court proceedings; columns 6 & 7 refer to Champaign County cases or other counties being charged to house minors at YDC. Releases refers to minors arrested by police, however released to the parents without being detained at the Center. Totals are minors detained / released for that particular date.

CHAMPAIGN COUNTY PROBATION AND COURT SERVICES

Joseph J. Gordon
Director

Probation Services
Courthouse
101 E. Main
Urbana, IL 61801
Phone: (217) 384-3753
Fax: (217) 384-1264

Detention Services
400 S. Art Bartell Rd.
Urbana, IL 61802
Phone: (217) 384-3780
Fax: (217) 384-8617

November 11, 2008

To Whom It May Concern:

Re: OCTOBER 2008 STATISTICAL EXPLANATION

Please be advised that the explanation for sections VII-J, IX-e, XIII-E and XIV-F on the October Statistical Form is as follows:

VII- (J): Anger Control Counseling (1)
 Alcohol and Drug Counseling (1)
 Mental Health Counseling (1)

IX - (e): No Conditional Discharge cases this month


XIII – (E): No Conditional Discharge cases this month

XIV – (F): is as follows:

 Remission Reports 18

Should you have any questions, please do not hesitate to contact me at 217-384-3753.

Respectfully,



Teresa Zebe
Supervisor Juvenile Probation

Monthly Juvenile Probation Report

Circuit SIXTH County CHAMPAIGN Month/Year ## 8-Oct Preparer Teresa Zebe

I. Juvenile Court Activity	1. Delinquency	2. Addiction	3. MRAI	4. Truancy	5. Neglect/Abuse	6. Dependant	7. Total
A. Petitions Filed	40	0	0	0	5	0	45
B. Court Action During Month							
1. Petitions Dismissed	4	0	0	0			4
2. Cont. Under Supervision	0	0	0	0			0
3. Adjudication	3	0	0	0			3

II. Criminal Prosecutions	
A. Automatic	0
B. Discretionary	0
C. Total	0

III. Admissions During Month to Active Caseload		
	Formal	Informal
A. Delinquency	3	4
B. Addiction	0	0
C. MRAI	0	0
D. Truancy	0	0
E. Neglect/Abuse	0	0
F. Dependant	0	0
G. Total	3	4

IV. Demographics for Admissions		
A. Sex	Formal	Informal
Male	3	2
Female	0	2
Total	3	4

C. Race/Ethnicity	Formal	Informal
American Indian/Eskimo	0	0
Asian/Pacific Islander	0	0
Black	3	3
Hispanic Origin	0	0
White	0	1
Other	0	0
Total	3	4

V. Intakes Completed	
A. Full Intakes	4
B. Partial Intakes	0
C. Total	4

B. Age	Formal	Informal
12-Under	0	0
13yrs.	0	0
14yrs.	0	1
15yrs.	0	2
16yrs.	3	0
17-over	0	1
Total	3	4

D. Education (Delinquency Only)		
Enrolled in School	Formal	Informal
At Offense	3	4

VII. Court Ordered Programs	
A. Alcohol	0
B. Drug Treatment	0
C. Alcohol & Drug Treatment	1
D. Youth Services Agency	0
E. Mental Health	1
F. Alternative Education	0
G. TASC	0
H. UDIS	0
I. JTPA	0
J. Other (explain)	1

VI. Restitution and fees ordered (Active and Administrative)	
A. New Cases Ordered to Pay Restitution	0
B. Total Amount of Restitution Ordered	0
C. Number of New Cases Ordered to Pay Fees	2 (\$180)

VIII. Placements			
	1. In State	2. Out of State	3. Total
A. Number Beginning of Month	7	0	7
B. Ordered Placed During Month			
1. Foster Home	0	0	0
2. Group Home	0	0	0
3. Resid. Treatment	0	0	0
4. With Relative	0	0	0
5. Subtotal	7	0	7
C. Number Removed During Month	0	0	0
D. Total End of Month	7	0	7

IX. Active Caseload						
	a. Probation	b. Supervision	c. Cont. Under Sup.	d. Informal	e. Other	f. Total
A. Caseload Beg. of Month	98	0	5	12	0	115
B. New Admissions	3	0	0	4	0	7
C. Re-admitted from Admin	1	0	0	0	0	1
D. Transferred In	2	0	0	0	0	2
E. Subtotal (A+B+C+D)	104	0	5	16	0	125
F. Cases Dropped						
1. Scheduled Termination	5	0	0	8	0	13
2. Early Termination	0	0	0	0	0	0
3. Absconder/Warrant	1	0	0	0	0	1
4. Revoked-Technical	1	0	0	0	0	1
5. Revoked-New Offense	0	0	0	0	0	0
6. Alternate DOC Commit.	0	0	0	0	0	0
7. Unsatisfactory Termination	0	0	0	0	0	0
8. Transferred Out	0	0	0	0	0	0
9. Other (explain)	9	0	0	0	0	9
10. Subtotal (Add 1-9)	16	0	0	8	0	24
G. Caseload End of Month(E-F10)	88	0	5	8	0	101

X. Commitments to DOC	
A. Full	1
B. Evaluation	4
C. Habitual Juv. Offender	0
D. Violent Juv. Offender	0
E. Total	5

G. Education	
	13
	0
	1
	0
	0
	0
	9
	24

XI. Interstate Compact Cases	
Number	1

XII. Administrative Caseload	
A. Active	7
B. Inactive	4

XIII. Classification of Active Caseload					
	a. Max.	b. Med.	c. Min.	d. Unclassified	e. Total
A. Probation	17	65	6	0	88
B. Supervision	0	0	0	0	0
C. Cont. Under Sup.	0	3	2	0	5
D. Informal	0	0	8	0	8
E. Other	0	0	0	0	0
F. Total	17	68	16	0	101


XIV. Investigations	
	Completed
A. Social Histories	7
B. Adoption	0
C. Contested Custody	0
D. Suppl. Soc. Hist.	2
E. Intake Screening	0
F. Other (Explain)	18
G. Total	27

XV. Case Violations Reported			
	1. Technical	2. New Offense	3. Total
Violations Reported	4	0	4

XVI. Court Actions on Violations			
	1. Technical	2. New Offense	3. Total
A. No Violations	0	0	0
B. Violation Found	2	0	2
C. Total Court Action	2	0	2

XVII. Home Detention/Electronic Monitoring				
	A. PreAdjud. Home Det.		B. Post Adjud. Home Det.	
	1. Ordered this Month	2. End of Month	1. Ordered this Month	2. End of Month
a. With Elect. Monit.				
b. Without Elect. Monit.	Not	applicable		
c. Total				

Signature Of Approval by Chief/Director



MONTHLY ADULT PROBATION REPORT

Circuit: 6

Department: Adult

October 2008

Preparer: Janet Wells

I. Intakes Completed During Month			
A. Full	73	B. Partial	8

II. Demographics of Intakes		
A. Sex		
	a. Felony	b. Other
1. Male	39	18
2. Female	15	9
3. Total	54	27

B. Age		
	a. Felony	b. Other
1. 17-Under	1	0
2. 18-20	9	8
3. 21-30	18	10
4. 31-40	13	3
5. 41-49	8	3
6. 50-Over	5	3
7. Total	54	27

C. Race and Ethnicity		
	a. Felony	b. Other
1. American Indian	0	0
2. Asian	0	0
3. Black	28	10
4. Hispanic	3	2
5. White	23	15
6. Other	0	0
7. Total	54	27

D. Background at Offense		
	a. Felony	b. Other
1. Employed	24	19
2. High School Grad.	29	22

E. Felony Offense Classification			
1. Class 1	3	4. Class 4	29
2. Class 2	8	5. Other	0
3. Class 3	14	6. Total	54

III. Restitution and Fees Ordered (Active and Administrative)	
A. New Cases Ordered to Pay Restitution	9
B. Total Amount of Restitution Ordered	32442.97
C. Number of New Cases Ordered to Pay Fees	60

IV. Programs Ordered for New Cases (Active and Administrative)	
A. Alcohol Treatment	2
B. Drug Treatment	4
C. Alcohol and Drug Treatment	32
D. Mental Health	4
E. Sex Offender Treatment	1
F. TASC	0

V. Programs Ordered for DUI Cases (Active and Administrative)	
A. DUI Education	2
B. Treatment	2
C. Education and Treatment	7
D. Other (Explain)	0

VI. DUI Assessment Level (Active and Administrative)						
	Level 1	Level 2 Signif.	Level 2 Med	Level 3	None	Total
A. Probation	1	0	0	0	0	0
B. Conditional Discharge	0	0	0	0	0	0
C. Supervision	0	0	0	0	0	0
D. Total	1	0	0	0	0	0

VII.	Home Confinement		Pretrial Release		
	Order During Month		Total End of Month	Order During Month	Total End of Month
A. Electronically Monitored	0		0	0	0
B. Non-electronically Monitored	0		0	0	0
C. Total	0		0	0	0

VIII. Active Caseload

	Felony	Misd.	DUI	Traffic	Total	
A. Beginning Caseload	1129	408	208	19	1764	
B. Admissions						
1. Probation	59	25	14	2	100	
2. Conditional Discharge	0	0	0	0	0	
3. Supervision	0	0	0	0	0	
4. Subtotal (1+2+3)	59	25	14	2	100	
C. Readmitted Administrative	0	1	0	0	1	
D. Subtotal (A+B4+C)	1188	434	222	21	1865	
E. Cases Dropped						Employed
1. Scheduled Termination	28	20	13	1	62	0
2. Early Termination	5	0	0	0	5	1
3. Absconder/Warrant	3	2	1	0	6	
4. Revoked-Technical	7	1	0	0	8	0
5. Revoked-New Offense	2	0	0	0	2	0
6. Alternate DOC Commitment	2	1	0	0	3	
7. Unsatisfactory Termination	20	14	0	0	34	0
8. Transferred Out	12	10	7	4	33	
9. Other (Explain)	2	0	0	0	2	0
10. Subtotal (add 1 through 9)	81	48	21	5	155	0
F. Total (D-E10)	1107	386	201	16	1710	

XI. Classification of Active Caseload

	Max	Med	Min	Uncl	Total
A. Felony	54	802	251	70	1107
B. Misdemeanor	14	261	111	26	386
C. DUI		87	114	10	201
D. Traffic			16	1	16
E. Total	68	1150	492	107	1710

XIV. Investigations Completed

	Felony	Misd	DUI	Traffic	Total
A. Pre-sentence	36	1	8	1	46
B. Abbreviated PSI	0	0	0	0	0
C. Pretrial Bond Reports	0	0	0	0	0
D. Record Checks	8	0	0	0	8
E. JDP	0	0	0	0	0
F. Other (Explain)	0	0	0	0	0

IX. Commitments to DOC

Number	14
--------	----

X. Interstate Compact Cases

Number	42
--------	----

XII. Administrative Caseload

A. Active	532
B. Inactive	159

XIII. Full PSI's Ordered/Pending

Number Ordered	43	Number Pending	46
----------------	----	----------------	----

XV. Case Violations Reported

	Technical	Offense
Violations Reported	56	27

XVI. Court Action on Violations

	Technical	Offense
A. No Violations	13	5
B. Violation	15	2
C. Total	28	7

Signature of Approval by Chief/Director



CHAMPAIGN COUNTY PROBATION AND COURT SERVICES

Joseph J. Gordon
Director

Probation Services
Courthouse
101 E. Main
Urbana, IL 61801
Phone: (217) 384-3751
Fax: (217) 384-1264

Detention Services
400 S. Art Bartell Rd.
Urbana, IL 61802
Phone: (217) 384-3780
Fax: (217) 384-8617

November 19, 2008

To: Administrative Office of the Illinois Courts

From: Champaign County Court Services Department

Re: Monthly Adult Probation Report- October 2008

The following is intended to provide explanations for the information contained in the specified categories on the current Monthly Adult Probation Report.

Section V. Programs Ordered for D.U.I. Cases/ Other

Other programs ordered for D.U.I. cases include attendance at a Victim Impact Panel presentation, attendance at AA/NA meetings and/or Public Service Work.

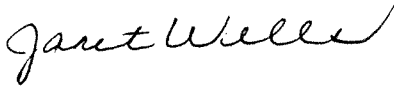
Section VIII. Active Caseload/E.9 Cases Dropped- Other

One felony case was dropped due to a status change and added as a Drug Court admission.

One felony was dropped due to a status change and added as a Domestic Violence admission.

We are the process of transitioning to a new computer system and the number for the Active Administrative caseload (Conditional Discharge/Court Supervision cases) is not available at this time

Sincerely,



Janet Wells
Supervisor, Adult Services