

JDC POPULATION REPORT FOR THE MONTH OF NOVEMBER 2008

| DATE | MALE | FEMALE | JUV | ADULT | CHAMPAIGN | OTHER | OFFENSE CLASSIFICATION | RELEASES | TOTALS |
|-------|------|--------|-----|-------|-----------|-------|--------------------------------------|----------|--------|
| 11/1 | 20 | 6 | 25 | 1 | 26 | 0 | 1 Class X/16 Felonies/9 Misd. | 0 | 26-0 |
| 11/2 | 22 | 6 | 27 | 1 | 28 | 0 | 1 Class X/15 Felonies/12 Misd. | 1 | 28-1 |
| 11/3 | 22 | 6 | 27 | 1 | 28 | 0 | 1 Class X/15 Felonies/12 Misd. | 0 | 28-0 |
| 11/4 | 21 | 4 | 24 | 1 | 25 | 0 | 1 Class X/13 Felonies/11 Misd. | 1 | 25-1 |
| 11/5 | 21 | 7 | 27 | 1 | 28 | 0 | 1 Class X/15 Felonies/12 Misd. | 1 | 28-1 |
| 11/6 | 22 | 7 | 28 | 1 | 29 | 0 | 1 Class X/17 Felonies/11 Misd. | 0 | 29-0 |
| 11/7 | 21 | 7 | 27 | 1 | 28 | 0 | 1 Class X/18 Felonies/9 Misd. | 2 | 28-2 |
| 11/8 | 20 | 7 | 26 | 1 | 27 | 0 | 1 Class X/1 DOC/16 Felonies/9 Misd. | 0 | 27-0 |
| 11/9 | 20 | 7 | 26 | 1 | 27 | 0 | 1 Class X/1 DOC/16 Felonies/9 Misd. | 1 | 27-1 |
| 11/10 | 21 | 7 | 27 | 1 | 28 | 0 | 1 Class X/1 DOC/16 Felonies/10 Misd. | 2 | 28-2 |
| 11/11 | 19 | 6 | 24 | 1 | 25 | 0 | 1 Class X/14 Felonies/10 Misd. | 0 | 25-0 |
| 11/12 | 19 | 6 | 24 | 1 | 25 | 0 | 1 Class X/14 Felonies/10 Misd. | 5 | 25-5 |
| 11/13 | 17 | 6 | 22 | 1 | 23 | 0 | 1 Class X/1 DOC/13 Felonies/8 Misd. | 1 | 23-1 |
| 11/14 | 14 | 5 | 18 | 1 | 19 | 0 | 1 Class X/1 DOC/11 Felonies/6 Misd. | 3 | 19-3 |
| 11/15 | 11 | 5 | 15 | 1 | 16 | 0 | 1 Class X/10 Felonies/5 Misd. | 0 | 16-0 |
| 11/16 | 11 | 6 | 16 | 1 | 17 | 0 | 1 Class X/10 Felonies/6 Misd. | 0 | 17-0 |
| 11/17 | 12 | 6 | 17 | 1 | 18 | 0 | 1 Class X/2 DOC/10 Felonies/5 Misd. | 2 | 18-2 |
| 11/18 | 12 | 5 | 16 | 1 | 17 | 0 | 1 Class X/2 DOC/9 Felonies/5 Misd. | 0 | 17-0 |
| 11/19 | 13 | 5 | 17 | 1 | 18 | 0 | 1 Class X/2 DOC/10 Felonies/5 Misd. | 0 | 18-0 |
| 11/20 | 11 | 6 | 16 | 1 | 17 | 0 | 1 Class X/10 Felonies/6 Misd. | 0 | 17-0 |
| 11/21 | 14 | 6 | 19 | 1 | 20 | 0 | 1 Class X/12 Felonies/7 Misd. | 3 | 20-3 |
| 11/22 | 14 | 6 | 19 | 1 | 20 | 0 | 1 Class X/11 Felonies/8 Misd. | 0 | 20-0 |
| 11/23 | 14 | 6 | 19 | 1 | 20 | 0 | 1 Class X/11 Felonies/8 Misd. | 0 | 20-0 |
| 11/24 | 14 | 5 | 18 | 1 | 19 | 0 | 1 Class X/11 Felonies/7 Misd. | 1 | 19-1 |
| 11/25 | 13 | 4 | 16 | 1 | 17 | 0 | 1 Class X/10 Felonies/6 Misd. | 2 | 17-2 |
| 11/26 | 15 | 4 | 18 | 1 | 19 | 0 | 1 Class X/12 Felonies/6 Misd. | 0 | 19-0 |
| 11/27 | 15 | 4 | 18 | 1 | 19 | 0 | 1 Class X/12 Felonies/6 Misd. | 0 | 19-0 |
| 11/28 | 15 | 4 | 18 | 1 | 19 | 0 | 1 Class X/12 Felonies/6 Misd. | 0 | 19-0 |
| 11/29 | 16 | 5 | 20 | 1 | 21 | 0 | 1 Class X/12 Felonies/8 Misd. | 0 | 21-0 |
| 11/30 | 16 | 5 | 20 | 1 | 21 | 0 | 1 Class X/12 Felonies/8 Misd. | 4 | 21-4 |

NOTE: Columns 4 & 5 refer to juvenile or adult Court proceedings; columns 6 & 7 refer to Champaign County cases or other counties being charged to house minors at YDC. Releases refers to minors arrested by police, however released to the parents without being detained at the Center. Totals are minors detained / released for that particular date.

Monthly Juvenile Probation Report

Circuit

SIXTH

County

CHAMPAIGN

Month/Year

8-Nov

Preparer

Teresa Zebe

| I. Juvenile Court Activity | 1. Delinquency | 2. Addiction | 3. MRAI | 4. Truancy | 5. Neglect/Abuse | 6. Dependant | 7. Total |
|------------------------------|----------------|--------------|---------|------------|------------------|--------------|----------|
| A. Petitions Filed | 27 | 0 | 0 | 0 | 7 | 0 | 34 |
| B. Court Action During Month | | | | | | | |
| 1. Petitions Dismissed | 1 | 0 | 0 | 0 | | | 1 |
| 2. Cont. Under Supervision | 1 | 0 | 0 | 0 | | | 1 |
| 3. Adjudication | 13 | 0 | 0 | 0 | | | 13 |

| II. Criminal Prosecutions | |
|---------------------------|---|
| A. Automatic | 0 |
| B. Discretionary | 0 |
| C. Total | 0 |

| III. Admissions During Month to Active Caseload | | |
|---|--------|----------|
| | Formal | Informal |
| A. Delinquency | 13 | 3 |
| B. Addiction | 0 | 0 |
| C. MRAI | 0 | 0 |
| D. Truancy | 0 | 0 |
| E. Neglect/Abuse | 0 | 0 |
| F. Dependant | 0 | 0 |
| G. Total | 13 | 3 |

| IV. Demographics for Admissions | | |
|---------------------------------|-----------|----------|
| A. Sex | Formal | Informal |
| Male | 11 | 2 |
| Female | 2 | 1 |
| Total | 13 | 3 |

| C. Race/Ethnicity | Formal | Informal |
|------------------------|-----------|----------|
| American Indian/Eskimo | 0 | 0 |
| Asian/Pacific Islander | 0 | 0 |
| Black | 10 | 2 |
| Hispanic Origin | 0 | 0 |
| White | 3 | 1 |
| Other | 0 | 0 |
| Total | 13 | 3 |

| V. Intakes Completed | |
|----------------------|----|
| A. Full Intakes | 11 |
| B. Partial Intakes | 0 |
| C. Total | 11 |

| B. Age | Formal | Informal |
|--------------|-----------|----------|
| 12-Under | 2 | 1 |
| 13yrs. | 0 | 1 |
| 14yrs. | 2 | 0 |
| 15yrs. | 5 | 0 |
| 16yrs. | 2 | 1 |
| 17-over | 2 | 0 |
| Total | 13 | 3 |

| D. Education (Delinquency Only) | | |
|---------------------------------|--------|----------|
| Enrolled in School | Formal | Informal |
| At Offense | 13 | 3 |

| VI. Restitution and fees ordered (Active and Administrative) | |
|--|-----------|
| A. New Cases Ordered to Pay Restitution | 0 |
| B. Total Amount of Restitution Ordered | 0 |
| C. Number of New Cases Ordered to Pay Fees | (4) \$780 |

| VII. Court Ordered Programs | |
|-----------------------------|---|
| A. Alcohol | 0 |
| B. Drug Treatment | 0 |
| C. Alcohol & Drug Treatment | 3 |
| D. Youth Services Agency | 0 |
| E. Mental Health | 0 |
| F. Alternative Education | 0 |
| G. TASC | 0 |
| H. UDIS | 0 |
| I. JTPA | 0 |
| J. Other (explain) | 7 |

| VIII. Placements | | | |
|--------------------------------|-------------|-----------------|----------|
| | 1. In State | 2. Out of State | 3. Total |
| A. Number Beginning of Month | 7 | 0 | 0 |
| B. Ordered Placed During Month | | | |
| 1. Foster Home | 1 | 0 | 1 |
| 2. Group Home | 0 | 0 | 0 |
| 3. Resid. Treatment | 0 | 0 | 0 |
| 4. With Relative | 0 | 0 | 0 |
| 5. Subtotal | 8 | 0 | 8 |
| C. Number Removed During Month | 0 | 0 | 0 |
| D. Total End of Month | 8 | 0 | 8 |

| IX. Active Caseload | | | | | | |
|---------------------------------|--------------|----------------|---------------------|-------------|----------|----------|
| | a. Probation | b. Supervision | c. Cont. Under Sup. | d. Informal | e. Other | f. Total |
| A. Caseload Beg. of Month | 88 | 0 | 5 | 8 | 0 | 101 |
| B. New Admissions | 12 | 0 | 1 | 3 | 0 | 16 |
| C. Re-admitted from Admin | 0 | 0 | 0 | 0 | 0 | 0 |
| D. Transferred In | 2 | 0 | 0 | 0 | 0 | 2 |
| E. Subtotal (A+B+C+D) | 102 | 0 | 6 | 11 | 0 | 119 |
| F. Cases Dropped | | | | | | |
| 1. Scheduled Termination | 3 | 0 | 0 | 0 | 0 | 3 |
| 2. Early Termination | 0 | 0 | 0 | 0 | 0 | 0 |
| 3. Absconder/Warrant | 0 | 0 | 0 | 0 | 0 | 0 |
| 4. Revoked-Technical | 1 | 0 | 0 | 0 | 0 | 1 |
| 5. Revoked-New Offense | 0 | 0 | 0 | 0 | 0 | 0 |
| 6. Alternate DOC Commit. | 0 | 0 | 0 | 0 | 0 | 0 |
| 7. Unsatisfactory Termination | 0 | 0 | 0 | 0 | 0 | 0 |
| 8. Transferred Out | 0 | 0 | 0 | 0 | 0 | 0 |
| 9. Other (explain) | 2 | 0 | 0 | 0 | 0 | 2 |
| 10. Subtotal (Add 1-9) | 6 | 0 | 0 | 0 | 0 | 6 |
| G. Caseload End of Month(E-F10) | 96 | 0 | 6 | 11 | 0 | 113 |

| X. Commitments to DOC | |
|---------------------------|---|
| A. Full | 3 |
| B. Evaluation | 1 |
| C. Habitual Juv. Offender | 0 |
| D. Violent Juv. Offender | 0 |
| E. Total | 4 |

| G. Education | |
|--------------|---|
| | 3 |
| | 0 |
| | 1 |
| | 0 |
| | 0 |
| | 0 |
| | 0 |
| | 2 |
| | 6 |
| | 6 |

| XI. Interstate Compact Cases | |
|------------------------------|---|
| Number | 1 |

| XII. Administrative Caseload | |
|------------------------------|---|
| A. Active | 7 |
| B. Inactive | 6 |

| XIII. Classification of Active Caseload | | | | | |
|---|---------|---------|---------|-----------------|----------|
| | a. Max. | b. Med. | c. Min. | d. Unclassified | e. Total |
| A. Probation | 18 | 73 | 5 | 0 | 96 |
| B. Supervision | 0 | 0 | 0 | 0 | 0 |
| C. Cont. Under Sup. | 0 | 5 | 1 | 0 | 6 |
| D. Informal | 0 | 0 | 11 | 0 | 11 |
| E. Other | 0 | 0 | 0 | 0 | 0 |
| F. Total | 18 | 78 | 17 | 0 | 113 |

| XIV. Investigations | |
|----------------------|-----------|
| | Completed |
| A. Social Histories | 12 |
| B. Adoption | 0 |
| C. Contested Custody | 0 |
| D. Suppl. Soc. Hist. | 2 |
| E. Intake Screening | 0 |
| F. Other (Explain) | 13 |
| G. Total | 27 |

| XV. Case Violations Reported | | | |
|------------------------------|--------------|----------------|----------|
| | 1. Technical | 2. New Offense | 3. Total |
| Violations Reported | 2 | 0 | 2 |

| XVI. Court Actions on Violations | | | |
|----------------------------------|--------------|----------------|----------|
| | 1. Technical | 2. New Offense | 3. Total |
| A. No Violations | 0 | 0 | 0 |
| B. Violation Found | 0 | 1 | 1 |
| C. Total Court Action | 0 | 1 | 1 |

| XVII. Home Detention/Electronic Monitoring | | | | |
|--|------------------------|-----------------|--------------------------|-----------------|
| | A. PreAdjud. Home Det. | | B. Post Adjud. Home Det. | |
| | 1. Ordered this Month | 2. End of Month | 1. Ordered this Month | 2. End of Month |
| a. With Elect. Monit. | | Not | applicable | |
| b. Without Elect. Monit. | | | | |
| c. Total | | | | |

Signature Of Approval by Chief/Director



CHAMPAIGN COUNTY PROBATION AND COURT SERVICES

Joseph J. Gordon
Director

Probation Services
Courthouse
101 E. Main
Urbana, IL 61801
Phone: (217) 384-3753
Fax: (217) 384-1264

Detention Services
400 S. Art Bartell Rd.
Urbana, IL 61802
Phone: (217) 384-3780
Fax: (217) 384-8617

December 9, 2008

To Whom It May Concern:

Re: November 2008 STATISTICAL EXPLANATION

Please be advised that the explanation for sections VII-J, IX-e, XIII-E and XIV-F on the November Statistical Form is as follows:

VII- (J): Anger Control Counseling (3)
 Violence Prevention Program (2)
 Community Impact Panel (2)

IX - (e): No Conditional Discharge cases this month

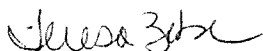
XIII – (E): No Conditional Discharge cases this month

XIV – (F): is as follows:

 Remission Reports 13

Should you have any questions, please do not hesitate to contact me at 217-384-3753.

Respectfully,



Teresa Zebe
Supervisor Juvenile Probation

MONTHLY ADULT PROBATION REPORT

Circuit: 6

Department: Adult

November 2008

Preparer: Janet Wells

| I. Intakes Completed During Month | | | |
|-----------------------------------|----|------------|---|
| A. Full | 66 | B. Partial | 4 |

| II. Demographics of Intakes | | |
|-----------------------------|-----------|-----------|
| A. Sex | | |
| | a. Felony | b. Other |
| 1. Male | 31 | 20 |
| 2. Female | 14 | 5 |
| 3. Total | 45 | 25 |

| B. Age | | |
|-----------------|-----------|-----------|
| | a. Felony | b. Other |
| 1. 17-Under | 3 | 0 |
| 2. 18-20 | 8 | 8 |
| 3. 21-30 | 19 | 10 |
| 4. 31-40 | 10 | 5 |
| 5. 41-49 | 4 | 1 |
| 6. 50-Over | 1 | 1 |
| 7. Total | 45 | 25 |

| C. Race and Ethnicity | | |
|-----------------------|-----------|-----------|
| | a. Felony | b. Other |
| 1. American Indian | 0 | 0 |
| 2. Asian | 0 | 0 |
| 3. Black | 29 | 9 |
| 4. Hispanic | 0 | 0 |
| 5. White | 16 | 16 |
| 6. Other | 0 | 0 |
| 7. Total | 45 | 25 |

| D. Background at Offense | | |
|--------------------------|-----------|----------|
| | a. Felony | b. Other |
| 1. Employed | 12 | 17 |
| 2. High School Grad. | 24 | 16 |

| E. Felony Offense Classification | | | |
|----------------------------------|----|-----------------|-----------|
| 1. Class 1 | 1 | 4. Class 4 | 17 |
| 2. Class 2 | 15 | 5. Other | 0 |
| 3. Class 3 | 12 | 6. Total | 45 |

| III. Restitution and Fees Ordered (Active and Administrative) | |
|---|----------|
| A. New Cases Ordered to Pay Restitution | 63.01 |
| B. Total Amount of Restitution Ordered | 14494.39 |
| C. Number of New Cases Ordered to Pay Fees | 44 |

| IV. Programs Ordered for New Cases (Active and Administrative) | |
|---|----|
| A. Alcohol Treatment | 5 |
| B. Drug Treatment | 3 |
| C. Alcohol and Drug Treatment | 20 |
| D. Mental Health | 4 |
| E. Sex Offender Treatment | 3 |
| F. TASC | 0 |

| V. Programs Ordered for DUI Cases (Active and Administrative) | |
|--|---|
| A. DUI Education | 0 |
| B. Treatment | 0 |
| C. Education and Treatment | 1 |
| D. Other (Explain) | 0 |

| VI. DUI Assessment Level (Active and Administrative) | | | | | | |
|--|----------|--------------------|----------------|----------|----------|----------|
| | Level 1 | Level 2 Signif. | Level 2 Med | Level 3 | None | Total |
| A. Probation | 0 | 1 | 0 | 0 | 0 | 0 |
| B. Conditional Discharge | 0 | 0 | 0 | 0 | 0 | 0 |
| C. Supervision | 0 | 0 | 0 | 0 | 0 | 0 |
| D. Total | 0 | 1 | 0 | 0 | 0 | 0 |

| VII. | Home Confinement | | Pretrial Release | |
|---------------------------------|--------------------------|--------------------------|--------------------------|--------------------------|
| | Order During Month | Total End of Month | Order During Month | Total End of Month |
| A. Electronically Monitored | 0 | 0 | 0 | 0 |
| B. Non-electronically Monitored | 0 | 0 | 0 | 0 |
| C. Total | 0 | 0 | 0 | 0 |

VIII. Active Caseload

| | Felony | Misd. | DUI | Traffic | Total | |
|---------------------------------------|-------------|------------|------------|-----------|-------------|----------|
| A. Beginning Caseload | 1107 | 386 | 201 | 16 | 1710 | |
| B. Admissions | | | | | | |
| 1. Probation | 45 | 20 | 6 | 0 | 71 | |
| 2. Conditional Discharge | 0 | 0 | 0 | 0 | 0 | |
| 3. Supervision | 0 | 0 | 0 | 0 | 0 | |
| 4. Subtotal (1+2+3) | 45 | 20 | 6 | 0 | 71 | |
| C. Readmitted Administrative | 1 | 0 | 0 | 0 | 1 | |
| D. Subtotal (A+B4+C) | 1153 | 406 | 207 | 16 | 1782 | |
| E. Cases Dropped | | | | | | Employed |
| 1. Scheduled Termination | 17 | 13 | 3 | 1 | 34 | 0 |
| 2. Early Termination | 1 | 0 | 0 | 0 | 1 | 0 |
| 3. Absconder/Warrant | 3 | 0 | 0 | 0 | 3 | |
| 4. Revoked-Technical | 6 | 2 | 0 | 0 | 8 | 0 |
| 5. Revoked-New Offense | 2 | 1 | 0 | 0 | 3 | 0 |
| 6. Alternate DOC Commitment | 1 | 1 | 0 | 0 | 2 | |
| 7. Unsatisfactory Termination | 11 | 16 | 0 | 0 | 27 | 0 |
| 8. Transferred Out | 4 | 1 | 0 | 0 | 5 | |
| 9. Other (Explain) | 1 | 0 | 0 | 0 | 1 | 0 |
| 10. Subtotal (add 1 through 9) | 46 | 34 | 3 | 1 | 84 | 0 |
| F. Total (D-E10) | 1107 | 372 | 204 | 15 | 1698 | |

XI. Classification of Active Caseload

| | Max | Med | Min | Uncl | Total |
|-----------------|-----------|-------------|------------|-----------|-------------|
| A. Felony | 53 | 812 | 242 | 52 | 1107 |
| B. Misdemeanor | 16 | 248 | 108 | 24 | 372 |
| C. DUI | | 87 | 117 | 4 | 204 |
| D. Traffic | | | 15 | 1 | 15 |
| E. Total | 69 | 1147 | 482 | 81 | 1698 |

XIV. Investigations Completed

| | Felony | Misd | DUI | Traffic | Total |
|--------------------------|--------|------|-----|---------|-------|
| A. Pre-sentence | 36 | 4 | 5 | 3 | 48 |
| B. Abbreviated PSI | 0 | 0 | 0 | 0 | 0 |
| C. Pretrial Bond Reports | 0 | 0 | 0 | 0 | 0 |
| D. Record Checks | 0 | 0 | 0 | 0 | 0 |
| E. JDP | 0 | 0 | 0 | 0 | 0 |
| F. Other (Explain) | 0 | 0 | 0 | 0 | 0 |

IX. Commitments to DOC

| | |
|--------|----|
| Number | 16 |
|--------|----|

X. Interstate Compact Cases

| | |
|--------|----|
| Number | 43 |
|--------|----|

XII. Administrative Caseload

| | |
|-------------|-----|
| A. Active | 527 |
| B. Inactive | 163 |

XIII. Full PSI's Ordered/Pending

| | | | |
|----------------|----|----------------|----|
| Number Ordered | 48 | Number Pending | 53 |
|----------------|----|----------------|----|


XV. Case Violations Reported

| | Technical | Offense |
|---------------------|-----------|---------|
| Violations Reported | 40 | 7 |

XVI. Court Action on Violations

| | Technical | Offense |
|------------------|-----------|----------|
| A. No Violations | 3 | 1 |
| B. Violation | 4 | 2 |
| C. Total | 7 | 3 |

Signature of Approval by Chief/Director



CHAMPAIGN COUNTY PROBATION AND COURT SERVICES

Joseph J. Gordon
Director

Probation Services
Courthouse
101 E. Main
Urbana, IL 61801
Phone: (217) 384-3751
Fax: (217) 384-1264

Detention Services
400 S. Art Bartell Rd.
Urbana, IL 61802
Phone: (217) 384-3780
Fax: (217) 384-8617

December 12, 2008

To: Administrative Office of the Illinois Courts

From: Champaign County Court Services Department

Re: Monthly Adult Probation Report- November 2008

The following is intended to provide explanations for the information contained in the specified categories on the current Monthly Adult Probation Report.

Section V. Programs Ordered for D.U.I. Cases/ Other


Other programs ordered for D.U.I. cases include attendance at a Victim Impact Panel presentation, attendance at AA/NA meetings and/or Public Service Work.

Section VIII. Active Caseload/E.9 Cases Dropped- Other

One felony case was dropped due to a status change, the defendant's case was reversed and remanded on an appeal.

We are the process of transitioning to a new computer system and the number for the Active Administrative caseload (Conditional Discharge/Court Supervision cases) is not available at this time

Sincerely,



Janet Wells
Supervisor, Adult Services