

CHAMPAIGN COUNTY PROBATION AND COURT SERVICES

Joseph J. Gordon
Director

Probation Services
Courthouse
101 E. Main
Urbana, IL 61801
Phone: (217) 384-3753
Fax: (217) 384-1264

Detention Services
400 S. Art Bartell Rd.
Urbana, IL 61802
Phone: (217) 384-3780
Fax: (217) 384-8617

DATE: September 16, 2013
TO: Kay Rhodes
FROM: Mike Williams *MIKE*
RE: Probation & Court Services Monthly Statistical Reports

Attached you will please find Probation & Court Services Statistical Reports for the Month of August 2013. Please place these reports on the agenda for the next Committee of the Whole (Justice & Social Services Committee) meeting.

Thank you and please let me know if you have any questions.

JDC POPULATION REPORT FOR THE MONTH OF AUGUST 2013

DATE	MALE	FEMALE	JUV	ADULT	CHAMPAIGN	OTHER	OFFENSE CLASSIFICATION	RELEASES	TOTALS
8/1	12	4	16	0	16	0	1 DOJJ/8 Felonies/7 Misd.	2	16-2
8/2	13	4	17	0	16	1	2 DOJJ/7 Felonies/8 Misd.	2	17-2
8/3	13	5	18	0	17	1	2 DOJJ/7 Felonies/9 Misd.	1	18-1
8/4	12	5	17	0	17	0	1 DOJJ/7 Felonies/9 Misd.	1	17-1
8/5	16	5	21	0	20	1	3 DOJJ/8 Felonies/10 Misd.	0	21-0
8/6	15	4	19	0	18	1	3 DOJJ/7 Felonies/9 Misd.	2	19-2
8/7	11	3	14	0	14	0	1 DOJJ/6 Felonies/7 Misd.	0	14-0
8/8	10	3	13	0	13	0	7 Felonies/6 Misd.	0	13-0
8/9	11	4	15	0	15	0	7 Felonies/8 Misd.	0	15-0
8/10	11	4	15	0	15	0	7 Felonies/8 Misd.	0	15-0
8/11	11	4	15	0	15	0	7 Felonies/8 Misd.	2	15-2
8/12	11	4	15	0	15	0	8 Felonies/7 Misd.	3	15-3
8/13	12	4	16	0	16	0	9 Felonies/7 Misd.	0	16-0
8/14	12	4	16	0	16	0	9 Felonies/7 Misd.	0	16-0
8/15	10	4	14	0	14	0	8 Felonies/6 Misd.	0	14-0
8/16	12	4	16	0	16	0	10 Felonies/6 Misd.	1	16-1
8/17	11	4	15	0	15	0	10 Felonies/5 Misd.	2	15-2
8/18	11	4	15	0	15	0	10 Felonies/5 Misd.	0	15-0
8/19	10	6	16	0	16	0	11 Felonies/5 Misd.	0	16-0
8/20	9	6	15	0	15	0	10 Felonies/5 Misd.	2	15-2
8/21	7	6	13	0	13	0	8 Felonies/5 Misd.	2	13-2
8/22	7	6	13	0	13	0	8 Felonies/5 Misd.	1	13-1
8/23	8	6	14	0	14	0	8 Felonies/6 Misd.	0	14-0
8/24	9	6	15	0	15	0	8 Felonies/7 Misd.	2	15-2
8/25	9	6	15	0	15	0	8 Felonies/7 Misd.	0	15-0
8/26	9	6	15	0	15	0	1 DOJJ/7 Felonies/7 Misd.	0	15-0
8/27	10	6	16	0	16	0	1 DOJJ/8 Felonies/7 Misd.	4	16-4
8/28	10	6	16	0	16	0	9 Felonies/7 Misd.	2	16-2
8/29	14	6	20	0	20	0	2 DOJJ/10 Felonies/8 Misd.	0	20-0
8/30	14	6	20	0	19	1	3 DOJJ/9 Felonies/8 Misd.	1	20-1
8/31	11	5	16	0	15	1	1 DOJJ/8 Felonies/7 Misd.	0	16-0

NOTE: Columns 4 & 5 refer to juvenile or adult Court proceedings; columns 6 & 7 refer to Champaign County cases or other counties being charged to house minors at JDC. Releases refers to minors arrested by police, however released to the parents without being detained at the Center. Totals are minors detained / released for that particular date.

Monthly Juvenile Probation Report

Circuit SIXTH County CHAMPAIGN Month/Year ## 13-Aug Preparer Teresa Zebe

I. Juvenile Court Activity	1. Delinquency	2. Addiction	3. MRAI	4. Truancy	5. Neglect/Abuse	6. Dependant	7. Total
A. Petitions Filed	15	0	0	0	5	0	20
B. Court Action During Month							
1. Petitions Dismissed	8	0	0	0			8
2. Cont. Under Supervision	0	0	0	0			0
3. Adjudication	5	0	0	0			5

II. Criminal Prosecutions	
A. Automatic	0
B. Discretionary	0
C. Total	0

III. Admissions During Month to Active Caseload		
	Formal	Informal
A. Delinquency	5	3
B. Addiction	0	0
C. MRAI	0	0
D. Truancy	0	0
E. Neglect/Abuse	0	0
F. Dependant	0	0
G. Total	5	3

IV. Demographics for Admissions		
A. Sex	Formal	Informal
Male	4	1
Female	1	2
Total	5	3

C. Race/Ethnicity	Formal	Informal
American Indian/Eskimo	0	0
Asian/Pacific Islander	0	0
Black	5	1
Hispanic Origin	0	1
White	0	1
Other	0	0
Total	5	3

V. Intakes Completed	
A. Full Intakes	6
B. Partial Intakes	1
C. Total	7

B. Age	Formal	Informal
12-Under	0	0
13yrs.	0	0
14yrs.	1	0
15yrs.	2	2
16yrs.	0	1
17-over	2	0
Total	5	3

D. Education (Delinquency Only)		
Enrolled in School	Formal	Informal
At Offense	5	3

VI. Restitution and fees ordered (Active and Administrative)	
A. New Cases Ordered to Pay Restitution	2
B. Total Amount of Restitution Ordered	\$110
C. Number of New Cases Ordered to Pay Fees	(2) \$240

A. Alcohol	0
B. Drug Treatment	0
C. Alcohol & Drug Treatment	0
D. Youth Services Agency	0
E. Mental Health	0
F. Alternative Education	0
G. TASC	0
H. UDIS	0
I. JTPA	0
J. Other (explain)	0

VIII. Placements			
	1. In State	2. Out of State	3. Total
A. Number Beginning of Month	9	2	11
B. Ordered Placed During Month			
1. Foster Home	0	0	0
2. Group Home	0	0	0
3. Resid. Treatment	1	0	1
4. With Relative	0	0	0
5. Subtotal	10	2	12
C. Number Removed During Month	2	0	2
D. Total End of Month	8	2	10

IX. Active Caseload						
	a. Probation	b. Supervision	c. Cont. Under Sup.	d. Informal	e. Other	f. Total
A. Caseload Beg. of Month	154	0	9	6	7	176
B. New Admissions	5	0	0	3	0	8
C. Re-admitted from Admin	0	0	0	0	0	0
D. Transferred In	4	0	0	0	0	4
E. Subtotal (A+B+C+D)	163	0	9	0	7	188
F. Cases Dropped						
1. Scheduled Termination	6	0	0	5	0	11
2. Early Termination	1	0	1	0	0	2
3. Absconder/Warrant	0	0	0	0	0	0
4. Revoked-Technical	1	0	0	0	0	1
5. Revoked-New Offense	0	0	0	0	0	0
6. Alternate DOC Commit.	2	0	0	0	0	2
7. Unsatisfactory Termination	2	0	0	0	0	2
8. Transferred Out	6	0	1	0	0	7
9. Other (explain)	0	0	0	0	0	0
10. Subtotal (Add 1-9)	18	0	2	5	0	25
G. Caseload End of Month(E-F10)	145	0	7	4	7	163

X. Commitments to DOC	
A. Full	4
B. Evaluation	2
C. Habitual Juv. Offender	0
D. Violent Juv. Offender	0
E. Total	6

XI. Interstate Compact Cases	
Number	9

XII. Administrative Caseload	
A. Active	1
B. Inactive	16

XIII. Classification of Active Caseload					
	a. Max.	b. Med.	c. Min.	d. Unclassified	e. Total
A. Probation	35	96	14	0	145
B. Supervision	0	0	0	0	0
C. Cont. Under Sup.	0	2	5	0	7
D. Informal	0	0	4	0	4
E. Other	1	4	2	0	7
F. Total	36	102	25	0	163


XIV. Investigations	
	Completed
A. Social Histories	6
B. Adoption	0
C. Contested Custody	0
D. Suppl. Soc. Hist.	4
E. Intake Screening	0
F. Other (Explain)	29
G. Total	39

XV. Case Violations Reported			
	1. Technical	2. New Offense	3. Total
Violations Reported	2	4	6

XVI. Court Actions on Violations			
	1. Technical	2. New Offense	3. Total
A. No Violations	0	0	0
B. Violation Found	4	2	6
C. Total Court Action	4	2	6

XVII. Home Detention/Electronic Monitoring				
	A. PreAdjud. Home Det.		B. Post Adjud. Home Det.	
	1. Ordered this Month	2. End of Month	1. Ordered this Month	2. End of Month
a. With Elect. Monit.				
b. Without Elect. Monit.	None			
c. Total				

Signature Of Approval by Chief/Director



Monthly Juvenile Probation Report Addendum

(Public Act 95-1031, Tracking 17 Year Old Misdemeanants)

Circuit Sixth County Champaign Month/Year August 2013 Preparer Teresa Zebe

This report is to be completed for only those juvenile case admissions resultant from Pubic Act 95-1031, which extends the jurisdiction of the juvenile court to include minors under the age of 18 who commit misdemeanor offenses. Thus, this Addendum Report will only include those 17 year olds referred by the court for qualifying misdemeanor offenses. Cases reported on this form are to also be reported on the Monthly Juvenile Probation Report in the appropriate sections to ensure the complete monthly reporting of your department's juvenile caseload.

XVIII. Admissions to Active Caseload

	Male						Female						Offense Type						Number Originally					
	Race/Ethnicity												Property		Person		Drug		Alcohol		Other		Charged As Felon	
	AI	A	B	H	W	O	AI	A	B	H	W	O	M	F	M	F	M	F	M	F	M	F	Male	Female
A. Probation																								
B. Supervision																								
C. Count. Under Sup.																								
D. Informal																								
E. Other																								
Total	0	0	0	0	0	0	0	0	0	0	0	0	0	0	0	0	0	0	0	0	0	0	0	0

XIX. Investigations

	Male	Female
A. Social Histories	0	0
B. Supplemental Social History	0	0
C. Other Investigations	0	0
Total	0	0

Note: Race/Ethnicity are the same categories currently in use on monthly reports. Alcohol is to include minor in possession, use, and/or under the influence offenses. Please specify offenses reported under the Other category.

XX. Risk Classification for End of Month Active Caseload (PA 95-1031 cases)

	Maximum		Medium		Minimum		Unclassified		Total	
	Male	Female	Male	Female	Male	Female	Male	Female	Male	Female
A. Probation			3	2		3			3	5
B. Supervision										
C. Count. Under Sup.										
D. Informal										
E. Other			2	1					2	1
Total	0	0	5	3	0	3	0	0	5	6

CHAMPAIGN COUNTY PROBATION AND COURT SERVICES

Joseph J. Gordon
Director

Probation Services
Courthouse
101 E. Main
Urbana, IL 61801
Phone: (217) 384-3753
Fax: (217) 384-1264

Detention Services
400 S. Art Bartell Rd.
Urbana, IL 61802
Phone: (217) 384-3780
Fax: (217) 384-8617

To Whom It May Concern:

Re: August 2013, STATISTICAL EXPLANATION

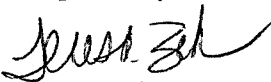
Please be advised that the explanation for section XIV-F on the August 2013, Statistical Form is as follows:

XIV – (F): is as follows:

Remission/Review Reports (39)

Should you have any questions, please do not hesitate to contact me at (217)384-3753.

Respectfully,



Teresa Zebe
Supervisor Juvenile Probation

MONTHLY ADULT PROBATION REPORT

Circuit: 6

Department: Adult

August 2013

Preparer: Janet Wells

I. Intakes Completed During Month			
A. Full	112	B. Partial	0

II. Demographics of Intakes			
A. Sex			
	a. Felony	b. Other	
1. Male	63	25	
2. Female	13	11	
3. Total	76	36	

B. Age			
	a. Felony	b. Other	
1. 17-Under	2	0	
2. 18-20	10	5	
3. 21-30	32	12	
4. 31-40	17	9	
5. 41-49	6	8	
6. 50-Over	9	2	
7. Total	76	36	

C. Race and Ethnicity			
	a. Felony	b. Other	
1. American Indian	0	0	
2. Asian	1	0	
3. Black	39	11	
4. Hispanic	3	2	
5. White	32	23	
6. Other	1	0	
7. Total	76	36	

D. Background at Offense			
	a. Felony	b. Other	
1. Employed	20	17	
2. High School Grad.	48	21	

E. Felony Offense Classification			
1. Class 1	2	4. Class 4	44
2. Class 2	19	5. Other	0
3. Class 3	11	6. Total	76

III. Restitution and Fees Ordered (Active and Administrative)	
A. New Cases Ordered to Pay Restitution	12
B. Total Amount of Restitution Ordered	65072.88
C. Number of New Cases Ordered to Pay Fees	113

IV. Programs Ordered for New Cases (Active and Administrative)	
A. Alcohol Treatment	6
B. Drug Treatment	7
C. Alcohol and Drug Treatment	26
D. Mental Health	12
E. Sex Offender Treatment	2
F. TASC	1

V. Programs Ordered for DUI Cases (Active and Administrative)	
A. DUI Education	1
B. Treatment	0
C. Education and Treatment	16
D. Other (Explain)	0

VI. DUI Assessment Level (Active and Administrative)						
	Level 1	Level 2 Signif.	Level 2 Med	Level 3	None	Total
A. Probation	0	2	1	0	0	0
B. Conditional Discharge	0	0	0	0	0	0
C. Supervision	0	0	0	0	0	0
D. Total	0	2	1	0	0	0

VII.	Home Confinement		Pretrial Release	
	Order During Month	Total End of Month	Order During Month	Total End of Month
A. Electronically Monitored	0	0	0	0
B. Non-electronically Monitored	0	0	0	0
C. Total	0	0	0	0

VIII. Active Caseload

	Felony	Misd.	DUI	Traffic	Total	
A. Beginning Caseload	1005	234	171	18	1428	
B. Admissions						
1. Probation	88	25	17	0	130	
2. Conditional Discharge	0	0	0	0	0	
3. Supervision	0	0	0	0	0	
4. Subtotal (1+2+3)	88	25	17	0	130	
C. Readmitted Administrative	37	7	9	0	53	
D. Subtotal (A+B4+C)	1130	266	197	18	1611	
E. Cases Dropped						Employed
1. Scheduled Termination	31	10	11	3	55	0
2. Early Termination	2	1	0	0	3	0
3. Absconder/Warrant	4	0	0	0	4	
4. Revoked-Technical	8	4	0	0	12	0
5. Revoked-New Offense	3	0	0	0	3	0
6. Alternate DOC Commitment	4	1	0	0	5	
7. Unsatisfactory Termination	3	1	1	0	5	0
8. Transferred Out	57	15	13	0	85	
9. Other (Explain)	2	0	0	0	2	0
10. Subtotal (add 1 through 9)	114	32	25	3	174	0
F. Total (D-E10)	1016	234	172	15	1437	

XI. Classification of Active Caseload

	Max	Med	Min	Uncl	Total
A. Felony	129	810	77	0	1016
B. Misdemeanor	23	169	42	0	234
C. DUI	3	81	88	0	172
D. Traffic	0	10	5	0	15
E. Total	155	1070	212	0	1437

XIV. Investigations Completed

	Felony	Misd	DUI	Traffic	Total
A. Pre-sentence	19	5	11	3	38
B. Abbreviated PSI	1	0	0	0	1
C. Pretrial Bond Reports	1	1	0	0	2
D. Record Checks	0	0	0	0	0
E. JDP	0	0	0	0	0
F. Other (Explain)	0	0	0	0	0

IX. Commitments to DOC

Number	10
--------	----

X. Interstate Compact Cases

Number	33
--------	----

XII. Administrative Caseload

A. Active	496
B. Inactive	222

XIII. Full PSI's Ordered/Pending

Number Ordered	38	Number Pending	46
----------------	----	----------------	----


XV. Case Violations Reported

	Technical	Offense
Violations Reported	64	9

XVI. Court Action on Violations

	Technical	Offense
A. No Violations	16	1
B. Violation	25	5
C. Total	41	6

Signature of Approval by Chief/Director



CHAMPAIGN COUNTY PROBATION AND COURT SERVICES

Joseph J. Gordon
Director

Probation Services
Courthouse
101 E. Main
Urbana, IL 61801
Phone: (217) 384-3751
Fax: (217) 384-1264

Detention Services
400 S. Art Bartell Rd.
Urbana, IL 61802
Phone: (217) 384-3780
Fax: (217) 384-8617

September 16, 2013

To: Administrative Office of the Illinois Courts

From: Champaign County Court Services Department

Re: Monthly Adult Probation Report- August 2013

The following is intended to provide explanations for the information contained in the specified categories on the current Monthly Adult Probation Report.

Section V. Programs Ordered for D.U.I. Cases/ Other

Other programs ordered for D.U.I. cases include attendance at a Victim Impact Panel presentation, attendance at AA/NA meetings and/or Public Service Work.

Section VIII. Active Caseload/E.9 Cases Dropped- Other

Two felony cases were dropped due to a status change and added as Drug Court admissions.



Janet Wells
Supervisor, Adult Services