



Champaign County General Fund Operating Account

Monthly Investment Report
December 31, 2024

Your Investment Representative:

Scott Gruber
(614) 923-1152
sgruber@meederinvestment.com

For questions about your account please contact your investment representative or contact publicfundsoperations@meederinvestment.com
Dublin, Ohio | Lansing, Michigan | Long Beach, California | Austin, Texas | 866-633-3371 | www.meederpublicfunds.com

PORTFOLIO SUMMARY

As of December 31, 2024



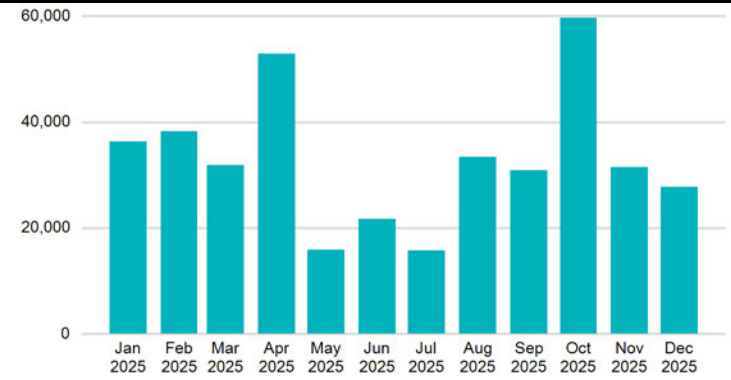
MONTHLY RECONCILIATION

Beginning Book Value	11,737,738.36
Contributions	
Withdrawals	
Prior Month Management Fees	(808.10)
Prior Month Custodian Fees	(74.24)
Realized Gains/Losses	4,326.82
Gross Interest Earnings	29,736.70
Ending Book Value	11,770,919.54

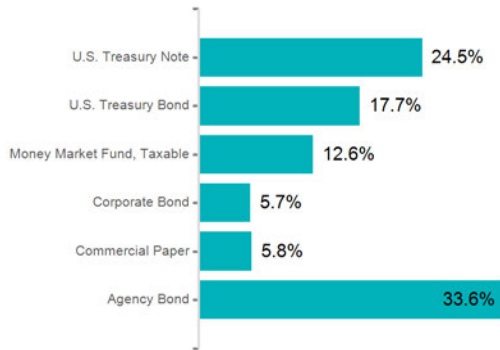
PORTFOLIO CHARACTERISTICS

Portfolio Yield to Maturity	4.08%
Portfolio Effective Duration	1.31 yrs
Weighted Average Maturity	1.35 yrs

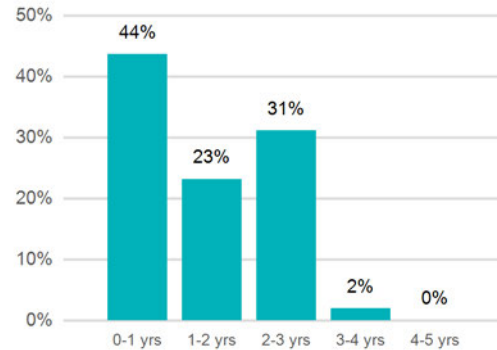
PROJECTED MONTHLY INCOME SCHEDULE



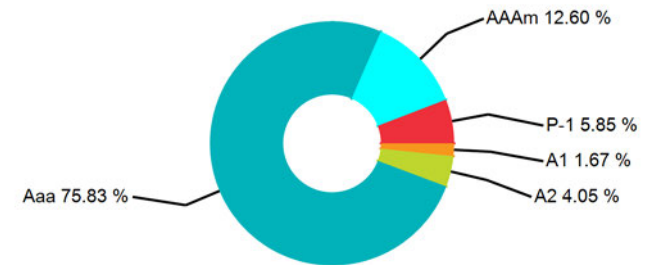
SECTOR ALLOCATION



MATURITY DISTRIBUTION



CREDIT QUALITY



Champaign County General Fund Operating Account

PROJECTED INCOME SCHEDULE

As of December 31, 2024



CUSIP	SECURITY DESCRIPTION	Jan 2025	Feb 2025	Mar 2025	Apr 2025	May 2025	Jun 2025	Jul 2025	Aug 2025	Sep 2025	Oct 2025	Nov 2025	Dec 2025
14913R2Z9	Caterpillar Financial Services Corporation 3.650% 08/12/2025		4,289						8,989				
24422EWJ4	John Deere Capital Corporation 4.050% 09/08/2025			4,050						5,994			
3130ALVL5	FHLB 0.910% 12/30/2025			1,069						1,069			21,816
3130ANQB9	FHLB 1.500% 08/26/2026		975						975				
3130ANX39	FHLBANKS 0.50% 09/30/2026			325						325			
3130ANYX2	FHLB 0.900% 09/30/2026			225						225			
3130APGQ2	FHLB 0.875% 10/21/2025				1,684						35,464		
3130AQRH8	FHLB 2.000% 02/25/2027		3,050						3,050				
3130AQZL0	FHLB 2.200% 03/04/2027			2,200						2,200			
3130ARMW8	FHLB 2.850% 04/28/2025				11,388								
3130ATHW0	FHLB 4.125% 09/10/2027			8,250						8,250			
3130ATUC9	FHLB 4.500% 12/12/2025						3,825						1,370
3130ATVE4	FHLB 4.500% 12/11/2026						4,613						4,613
3133EMUP5	FFCB 0.710% 04/01/2025				15,610								
3133EN5N6	FFCB 4.000% 01/06/2028	4,700						4,700					
3133EN6V7	FFCB 3.625% 04/26/2027				4,984						4,984		
3133EN7A2	FFCB 3.625% 10/26/2026				4,531						4,531		
3133EN7J3	FFCB 3.875% 02/02/2026		4,553						4,553				
3133ENMH0	FFCB 1.600% 01/27/2026	856						856					
3135GA3X7	FNMA 0.570% 11/17/2025					482						16,087	
62479LP41	MUFG Bank, Ltd. 02/04/2025		9,854										
63873JNP1	Natixis 01/23/2025	6,915											
742651DW9	PEFCO 3.250% 06/15/2025						7,292						

Champaign County General Fund Operating Account

PROJECTED INCOME SCHEDULE

As of December 31, 2024



CUSIP	SECURITY DESCRIPTION	Jan 2025	Feb 2025	Mar 2025	Apr 2025	May 2025	Jun 2025	Jul 2025	Aug 2025	Sep 2025	Oct 2025	Nov 2025	Dec 2025
90331HPL1	U.S. Bank National Association 2.050% 01/21/2025	13,668											
9128282R0	UST 2.250% 08/15/2027		3,094						3,094				
9128283F5	UST 2.250% 11/15/2027					3,938						3,938	
9128285C0	UST 3.000% 09/30/2025			2,250						5,713			
9128286F2	UST 2.500% 02/28/2026		2,500						2,500				
9128286L9	UST 2.250% 03/31/2026			2,250						2,250			
9128286S4	UST 2.375% 04/30/2026				3,266						3,266		
9128286X3	UST 2.125% 05/31/2026					2,922						2,922	
9128287B0	UST 1.875% 06/30/2026						1,875						1,875
912828J27	UST 2.000% 02/15/2025		3,244										
912828U24	UST 2.000% 11/15/2026					2,000						2,000	
912828X88	UST 2.375% 05/15/2027					3,563						3,563	
912828Y95	UST 1.875% 07/31/2026	1,781						1,781					
912828YQ7	UST 1.625% 10/31/2026				1,625						1,625		
91282CED9	UST 1.750% 03/15/2025			8,211									
91282CEN7	UST 2.750% 04/30/2027				2,063						2,063		
91282CET4	UST 2.625% 05/31/2027					2,953						2,953	
91282CEW7	UST 3.250% 06/30/2027						4,144						4,144
91282CFB2	UST 2.750% 07/31/2027	2,406						2,406					
91282CFE6	UST 3.125% 08/15/2025		2,813						6,398				
91282CFH9	UST 3.125% 08/31/2027		3,906						3,906				
91282CFK2	UST 3.500% 09/15/2025			3,063						4,881			
91282CKZ3	UST 4.375% 07/15/2027	6,016						6,016					

PROJECTED INCOME SCHEDULE

As of December 31, 2024



CUSIP	SECURITY DESCRIPTION	Jan 2025	Feb 2025	Mar 2025	Apr 2025	May 2025	Jun 2025	Jul 2025	Aug 2025	Sep 2025	Oct 2025	Nov 2025	Dec 2025
91282CLQ2	UST 3.875% 10/15/2027				7,750						7,750		
TOTAL		36,342	38,278	31,893	52,901	15,857	21,748	15,759	33,465	30,907	59,683	31,462	33,818

Champaign County General Fund Operating Account

POSITION STATEMENT

As of December 31, 2024



CUSIP	Security Description	Trade Date/ Settlement Date	Par Value	Principal Cost/ Purchased Interest	Total Cost	Yield at Cost	Maturity/ Duration	Market Price/ Market Value	Unrealized Gain/ (Loss)	% of Assets	Moody's/ S&P Rating
Cash and Cash Equivalents											
31846V567	First American Funds, Inc.	12/31/2024 12/31/2024	\$1,501,499.20	\$1,501,499.20	\$1,501,499.20	4.37%	0.003 0.003	\$1.00 \$1,501,499.20	\$0.00	12.60%	AAAm
SubTotal			\$1,501,499.20	\$1,501,499.20	\$1,501,499.20	4.37%		\$1,501,499.20	\$0.00	12.60%	
Agency Bond											
3133EMUP5	FFCB 0.710% 04/01/2025	1/23/2023 1/24/2023	\$195,000.00	\$180,082.50	\$180,082.50	4.42%	0.249 0.250	\$99.05 \$193,143.60	\$13,061.10	1.62%	Aaa AA+
3130ARMW8	FHLB 2.850% 04/28/2025	1/30/2023 1/31/2023	\$235,000.00	\$226,960.65	\$226,960.65	4.47%	0.323 0.325	\$99.42 \$233,646.40	\$6,685.75	1.96%	Aaa AA+
742651DW9	PEFCO 3.250% 06/15/2025	1/20/2023 1/23/2023	\$180,000.00	\$175,633.20	\$175,633.20	4.33%	0.455 0.456	\$99.34 \$178,810.20	\$3,177.00	1.50%	Aaa AA+
3130APGQ2	FHLB 0.875% 10/21/2025	1/30/2023 1/31/2023	\$385,000.00	\$351,220.10	\$351,220.10	4.33%	0.805 0.803	\$97.14 \$373,985.15	\$22,765.05	3.14%	Aaa AA+
3135GA3X7	FNMA 0.570% 11/17/2025	1/30/2023 1/31/2023	\$169,000.00	\$153,394.54	\$153,394.54	4.10%	0.879 0.876	\$96.47 \$163,034.30	\$9,639.76	1.37%	Aaa AA+
3130ATUC9	FHLB 4.500% 12/12/2025	1/24/2023 1/25/2023	\$170,000.00	\$172,454.80	\$172,454.80	3.96%	0.948 0.936	\$100.13 \$170,214.20	(\$2,240.60)	1.43%	Aaa AA+
3130ALVL5	FHLB 0.910% 12/30/2025	1/23/2023 1/24/2023	\$235,000.00	\$213,718.40	\$213,718.40	4.22%	0.997 0.995	\$96.55 \$226,887.80	\$13,169.40	1.90%	Aaa AA+
3133ENMH0	FFCB 1.600% 01/27/2026	1/23/2023 1/24/2023	\$107,000.00	\$98,932.20	\$98,932.20	4.30%	1.074 1.060	\$97.03 \$103,818.89	\$4,886.69	0.87%	Aaa AA+
3133EN7J3	FFCB 3.875% 02/02/2026	1/24/2023 2/2/2023	\$235,000.00	\$234,327.43	\$234,327.43	3.98%	1.090 1.058	\$99.49 \$233,796.80	(\$530.63)	1.96%	Aaa AA+
3130ANQB9	FHLB 1.500% 08/26/2026	1/30/2023 1/31/2023	\$130,000.00	\$117,477.10	\$117,477.10	4.26%	1.652 1.629	\$95.50 \$124,155.20	\$6,678.10	1.04%	Aaa AA+
3130ANX39	FHLBANKS 0.50% 09/30/2026	1/30/2023 1/31/2023	\$130,000.00	\$116,633.40	\$116,633.40	4.24%	1.748 1.730	\$94.64 \$123,034.60	\$6,401.20	1.03%	Aaa AA+
3130ANYX2	FHLB 0.900% 09/30/2026	1/30/2023 1/31/2023	\$50,000.00	\$44,253.00	\$44,253.00	4.15%	1.748 1.736	\$93.74 \$46,871.00	\$2,618.00	0.39%	Aaa AA+
3133EN7A2	FFCB 3.625% 10/26/2026	1/20/2023 1/26/2023	\$250,000.00	\$248,665.00	\$248,665.00	3.78%	1.819 1.766	\$98.67 \$246,665.00	(\$2,000.00)	2.07%	Aaa AA+
3130ATVE4	FHLB 4.500% 12/11/2026	1/30/2023 1/31/2023	\$205,000.00	\$209,337.80	\$209,337.80	3.90%	1.945 1.879	\$100.25 \$205,516.60	(\$3,821.20)	1.72%	Aaa AA+

Champaign County General Fund Operating Account

POSITION STATEMENT

As of December 31, 2024



CUSIP	Security Description	Trade Date/ Settlement Date	Par Value	Principal Cost/ Purchased Interest	Total Cost	Yield at Cost	Maturity/ Duration	Market Price/ Market Value	Unrealized Gain/ (Loss)	% of Assets	Moody's/ S&P Rating
3130AQRH8	FHLB 2.000% 02/25/2027	1/25/2023 1/26/2023	\$305,000.00	\$282,070.10	\$282,070.10	4.02%	2.153 2.099	\$94.53 \$288,304.30	\$6,234.20	2.42%	Aaa AA+
3130AQZL0	FHLB 2.200% 03/04/2027	1/30/2023 1/31/2023	\$200,000.00	\$185,677.00	\$185,677.00	4.12%	2.173 2.119	\$94.99 \$189,976.00	\$4,299.00	1.59%	Aaa AA+
3133EN6V7	FFCB 3.625% 04/26/2027	1/20/2023 1/26/2023	\$275,000.00	\$274,120.00	\$274,120.00	3.71%	2.318 2.231	\$98.29 \$270,300.25	(\$3,819.75)	2.27%	Aaa AA+
3130ATHW0	FHLB 4.125% 09/10/2027	10/23/2024 10/24/2024	\$400,000.00	\$400,885.47 \$2,016.67	\$402,902.14	4.04%	2.693 2.543	\$99.22 \$396,869.20	(\$4,016.27)	3.33%	Aaa AA+
3133EN5N6	FFCB 4.000% 01/06/2028	1/26/2023 1/30/2023	\$235,000.00	\$238,775.51	\$238,775.51	3.64%	3.016 2.813	\$98.69 \$231,909.75	(\$6,865.76)	1.95%	Aaa AA+
SubTotal			\$4,091,000.00	\$3,924,618.20 \$2,016.67	\$3,926,634.87	4.08%		\$4,000,939.24	\$76,321.04	33.57%	
Commercial Paper											
63873JNP1	Natixis 01/23/2025	8/6/2024 8/7/2024	\$300,000.00	\$293,085.08	\$293,085.08	5.03%	0.063 0.064	\$99.63 \$298,890.60	\$5,805.52	2.51%	P-1 A-1
62479LP41	MUFG Bank, Ltd. 02/04/2025	8/6/2024 8/7/2024	\$400,000.00	\$390,145.56	\$390,145.56	5.02%	0.096 0.097	\$99.48 \$397,931.20	\$7,785.64	3.34%	P-1 A-1
SubTotal			\$700,000.00	\$683,230.64	\$683,230.64	5.02%		\$696,821.80	\$13,591.16	5.85%	
Corporate Bond											
90331HPL1	U.S. Bank National Association 2.050% 01/21/2025	1/30/2023 2/1/2023	\$250,000.00	\$238,895.00	\$238,895.00	4.43%	0.058 0.056	\$99.77 \$249,427.50	\$10,532.50	2.09%	A2 A+
14913R2Z9	Caterpillar Financial Services Corporation 3.650% 08/12/2025	1/30/2023 2/1/2023	\$235,000.00	\$230,300.00	\$230,300.00	4.49%	0.614 0.605	\$99.43 \$233,648.75	\$3,348.75	1.96%	A2 A
24422EWJ4	John Deere Capital Corporation 4.050% 09/08/2025	1/30/2023 2/1/2023	\$200,000.00	\$198,056.00	\$198,056.00	4.45%	0.688 0.676	\$99.64 \$199,274.00	\$1,218.00	1.67%	A1 A
SubTotal			\$685,000.00	\$667,251.00	\$667,251.00	4.46%		\$682,350.25	\$15,099.25	5.73%	
U.S. Treasury Bond											
912828J27	UST 2.000% 02/15/2025	1/26/2024 1/30/2024	\$85,000.00	\$82,606.05	\$82,606.05	4.80%	0.126 0.123	\$99.67 \$84,717.80	\$2,111.75	0.71%	Aaa AA+

Champaign County General Fund Operating Account

POSITION STATEMENT

As of December 31, 2024



CUSIP	Security Description	Trade Date/ Settlement Date	Par Value	Principal Cost/ Purchased Interest	Total Cost	Yield at Cost	Maturity/ Duration	Market Price/ Market Value	Unrealized Gain/ (Loss)	% of Assets	Moody's/ S&P Rating
9128286F2	UST 2.500% 02/28/2026	1/23/2023 1/24/2023	\$200,000.00	\$192,007.81	\$192,007.81	3.88%	1.162 1.144	\$97.94 \$195,875.00	\$3,867.19	1.64%	Aaa AA+
9128286L9	UST 2.250% 03/31/2026	1/23/2023 1/24/2023	\$200,000.00	\$190,617.19	\$190,617.19	3.83%	1.247 1.230	\$97.49 \$194,984.40	\$4,367.21	1.64%	Aaa AA+
9128286S4	UST 2.375% 04/30/2026	1/23/2023 1/24/2023	\$275,000.00	\$262,915.04	\$262,915.04	3.82%	1.329 1.314	\$97.48 \$268,082.10	\$5,167.06	2.25%	Aaa AA+
9128286X3	UST 2.125% 05/31/2026	1/20/2023 1/23/2023	\$275,000.00	\$261,024.41	\$261,024.41	3.75%	1.414 1.399	\$97.00 \$266,750.00	\$5,725.59	2.24%	Aaa AA+
9128287B0	UST 1.875% 06/30/2026	1/23/2023 1/24/2023	\$200,000.00	\$187,882.81	\$187,882.81	3.77%	1.496 1.486	\$96.49 \$192,976.60	\$5,093.79	1.62%	Aaa AA+
912828Y95	UST 1.875% 07/31/2026	1/30/2023 1/31/2023	\$190,000.00	\$177,887.50	\$177,887.50	3.84%	1.581 1.556	\$96.29 \$182,956.70	\$5,069.20	1.54%	Aaa AA+
91282CLQ2	UST 3.875% 10/15/2027	10/22/2024 10/23/2024	\$400,000.00	\$398,968.75 \$340.66	\$399,309.41	3.97%	2.789 2.588	\$98.72 \$394,875.20	(\$4,093.55)	3.31%	Aaa AA+
9128283F5	UST 2.250% 11/15/2027	1/20/2023 1/23/2023	\$350,000.00	\$329,464.84	\$329,464.84	3.59%	2.874 2.788	\$94.30 \$330,066.45	\$601.61	2.77%	Aaa AA+
SubTotal			\$2,175,000.00	\$2,083,374.40 \$340.66	\$2,083,715.06	3.84%		\$2,111,284.25	\$27,909.85	17.72%	
U.S. Treasury Note											
91282CED9	UST 1.750% 03/15/2025	1/26/2024 1/29/2024	\$200,000.00	\$193,539.06	\$193,539.06	4.73%	0.203 0.204	\$99.46 \$198,914.00	\$5,374.94	1.67%	Aaa AA+
91282CFE6	UST 3.125% 08/15/2025	1/20/2023 1/23/2023	\$180,000.00	\$176,414.06	\$176,414.06	3.95%	0.622 0.617	\$99.30 \$178,741.44	\$2,327.38	1.50%	Aaa AA+
91282CFK2	UST 3.500% 09/15/2025	1/20/2023 1/23/2023	\$175,000.00	\$173,181.64	\$173,181.64	3.92%	0.707 0.696	\$99.45 \$174,042.40	\$860.76	1.46%	Aaa AA+
9128285C0	UST 3.000% 09/30/2025	1/20/2023 1/23/2023	\$150,000.00	\$146,537.11	\$146,537.11	3.91%	0.748 0.740	\$99.06 \$148,587.90	\$2,050.79	1.25%	Aaa AA+
912828YQ7	UST 1.625% 10/31/2026	1/23/2023 1/24/2023	\$200,000.00	\$185,148.44	\$185,148.44	3.76%	1.833 1.807	\$95.27 \$190,546.80	\$5,398.36	1.60%	Aaa AA+
912828U24	UST 2.000% 11/15/2026	1/20/2023 1/23/2023	\$200,000.00	\$188,085.94	\$188,085.94	3.69%	1.874 1.843	\$95.81 \$191,625.00	\$3,539.06	1.61%	Aaa AA+
91282CEN7	UST 2.750% 04/30/2027	1/20/2023 1/23/2023	\$150,000.00	\$144,767.58	\$144,767.58	3.64%	2.329 2.263	\$96.49 \$144,738.30	(\$29.28)	1.21%	Aaa AA+
912828X88	UST 2.375% 05/15/2027	1/20/2023 1/23/2023	\$300,000.00	\$285,023.44	\$285,023.44	3.64%	2.370 2.313	\$95.57 \$286,710.91	\$1,687.47	2.41%	Aaa AA+

Champaign County General Fund Operating Account

POSITION STATEMENT

As of December 31, 2024



CUSIP	Security Description	Trade Date/ Settlement Date	Par Value	Principal Cost/ Purchased Interest	Total Cost	Yield at Cost	Maturity/ Duration	Market Price/ Market Value	Unrealized Gain/ (Loss)	% of Assets	Moody's/ S&P Rating
91282CET4	UST 2.625% 05/31/2027	1/20/2023 1/23/2023	\$225,000.00	\$216,000.00	\$216,000.00	3.63%	2.414 2.349	\$96.05 \$216,123.08	\$123.08	1.81%	Aaa AA+
91282CEW7	UST 3.250% 06/30/2027	1/20/2023 1/23/2023	\$255,000.00	\$251,105.28	\$251,105.28	3.63%	2.496 2.420	\$97.44 \$248,465.63	(\$2,639.65)	2.08%	Aaa AA+
91282CKZ3	UST 4.375% 07/15/2027	10/22/2024 10/23/2024	\$275,000.00	\$277,717.77 \$3,269.36	\$280,987.13	3.99%	2.537 2.385	\$100.04 \$275,107.53	(\$2,610.24)	2.31%	Aaa AA+
91282CFB2	UST 2.750% 07/31/2027	1/20/2023 1/23/2023	\$175,000.00	\$168,786.13	\$168,786.13	3.61%	2.581 2.482	\$96.09 \$168,150.33	(\$635.80)	1.41%	Aaa AA+
9128282R0	UST 2.250% 08/15/2027	1/20/2023 1/23/2023	\$275,000.00	\$259,541.99	\$259,541.99	3.60%	2.622 2.540	\$94.81 \$260,734.38	\$1,192.39	2.19%	Aaa AA+
91282CFH9	UST 3.125% 08/31/2027	1/20/2023 1/23/2023	\$250,000.00	\$245,097.66	\$245,097.66	3.59%	2.666 2.548	\$96.89 \$242,226.50	(\$2,871.16)	2.03%	Aaa AA+
SubTotal			\$3,010,000.00	\$2,910,946.10 \$3,269.36	\$2,914,215.46	3.79%		\$2,924,714.20	\$13,768.10	24.54%	
Grand Total			\$12,162,499.20	\$11,770,919.54 \$5,626.69	\$11,776,546.23	4.08%		\$11,917,608.94	\$146,689.40	100.00%	

TRANSACTION STATEMENT

As of December 31, 2024



Transaction Type	Trade Date	Settlement Date	CUSIP	Security Description	Par Value	Principal Cost	Total Proceeds	Realized Gain/Loss
Maturity								
Maturity	12/9/2024	12/9/2024	22533TM94	Credit Agricole Corporate and Investment Bank 12/09/2024	300,000.00	294,896.33	300,000.00	5,103.67
Maturity	12/13/2024	12/13/2024	3130ATUR6	FHLB 4.625% 12/13/2024	170,000.00	170,776.85	170,000.00	(776.85)
Total					470,000.00	465,673.18	470,000.00	4,326.82

Transaction Type	Payment Date	Settlement Date	CUSIP	Security Description	Interest Received
Interest/Dividends					
Interest/Dividends	12/2/2024	12/2/2024	9128286X3	UST 2.125% 05/31/2026	2,921.88
Interest/Dividends	12/2/2024	12/2/2024	91282CET4	UST 2.625% 05/31/2027	2,953.13
Interest/Dividends	12/2/2024	12/2/2024	31846V567	First American Funds, Inc.	2,542.46
Interest/Dividends	12/11/2024	12/11/2024	3130ATVE4	FHLB 4.500% 12/11/2026	4,612.50
Interest/Dividends	12/12/2024	12/12/2024	3130ATUC9	FHLB 4.500% 12/12/2025	3,825.00
Interest/Dividends	12/13/2024	12/13/2024	3130ATUR6	FHLB 4.625% 12/13/2024	3,931.25
Interest/Dividends	12/16/2024	12/16/2024	742651DW9	PEFCO 3.250% 06/15/2025	2,925.00
Interest/Dividends	12/19/2024	12/19/2024	31846V567	First American Funds, Inc.	6.73
Interest/Dividends	12/31/2024	12/31/2024	9128287B0	UST 1.875% 06/30/2026	1,875.00
Interest/Dividends	12/31/2024	12/31/2024	91282CEW7	UST 3.250% 06/30/2027	4,143.75
Total					29,736.70

TRANSACTION STATEMENT

As of December 31, 2024



Transaction Type	Trade Date	Settlement Date	Transaction Description	Amount
Custodian Fee				
Custodian Fee	12/24/2024	12/24/2024	Cash Out	(74.24)
Total				(74.24)
Management Fee				
Management Fee	12/27/2024	12/27/2024	Cash Out	(808.10)
Total				(808.10)

STATEMENT DISCLOSURE

As of December 31, 2024



Meeder provides monthly statements for its investment management clients to provide information about the investment portfolio. The information should not be used for audit or confirmation purposes. Please review your custodial statements and report any inaccuracies or discrepancies.

Certain information and data has been supplied by unaffiliated third parties. Although Meeder believes the information is reliable, it cannot warrant the accuracy of information offered by third parties. Market value may reflect prices received from pricing vendors when current market quotations are not available. Prices may not reflect firm bids or offers and may differ from the value at which the security can be sold.

Statements may include positions from unmanaged accounts provided for reporting purposes. Unmanaged accounts are managed directly by the client and are not included in the accounts managed by the investment adviser. This information is provided as a client convenience and the investment adviser assumes no responsibility for performance of these accounts or the accuracy of the data reported.

Investing involves risk. Past performance is no guarantee of future results. Debt and fixed income securities are subject to credit and interest rate risk. The investment return and principal value of an investment will fluctuate so that an investors shares, when redeemed, may be worth more or less than their original cost. Current performance may be lower or higher than the performance data quoted.

Meeder Investment Management is the global brand for the Meeder group of affiliated companies. Investment advisory services are provided through Meeder Public Funds, Inc. Please contact us if you would like to receive a copy of our current ADV disclosure brochure or privacy policy.



Champaign County Trust and Agency

Monthly Investment Report
December 31, 2024

Your Investment Representative:

Scott Gruber
(614) 923-1152
sgruber@meederinvestment.com

For questions about your account please contact your investment representative or contact publicfundsoperations@meederinvestment.com
Dublin, Ohio | Lansing, Michigan | Long Beach, California | Austin, Texas | 866-633-3371 | www.meederpublicfunds.com

PORTFOLIO SUMMARY

As of December 31, 2024



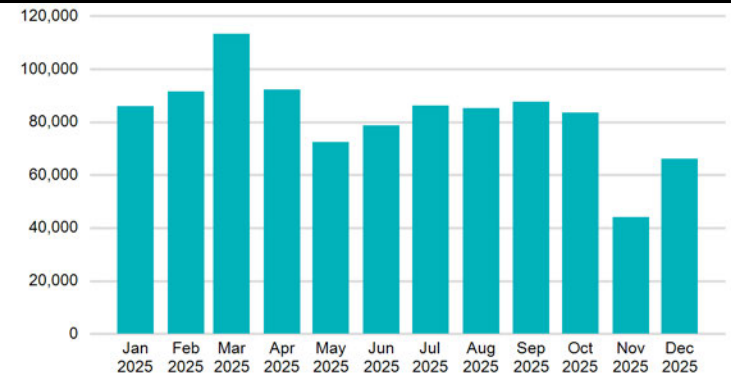
MONTHLY RECONCILIATION

Beginning Book Value	28,093,905.14
Contributions	
Withdrawals	
Prior Month Management Fees	(1,922.10)
Prior Month Custodian Fees	(176.56)
Realized Gains/Losses	(1,462.30)
Gross Interest Earnings	71,338.53
Ending Book Value	28,161,682.71

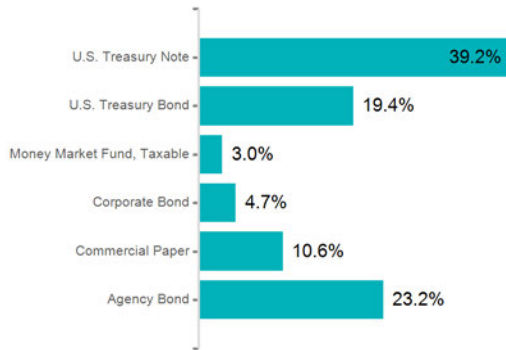
PORTFOLIO CHARACTERISTICS

Portfolio Yield to Maturity	4.12%
Portfolio Effective Duration	1.41 yrs
Weighted Average Maturity	1.46 yrs

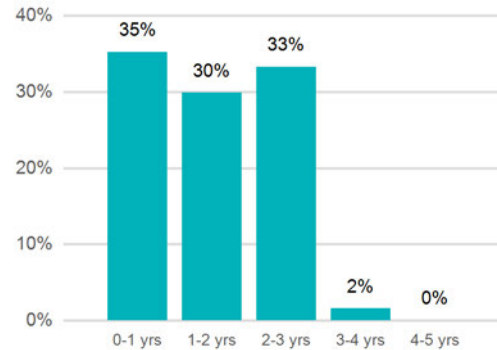
PROJECTED MONTHLY INCOME SCHEDULE



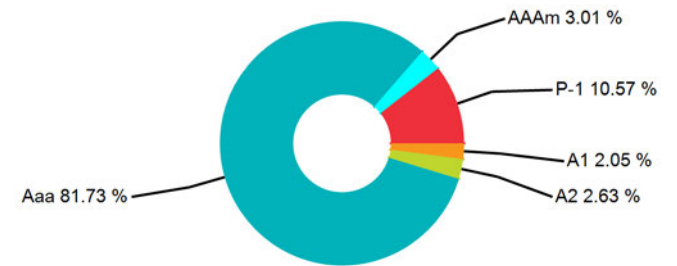
SECTOR ALLOCATION



MATURITY DISTRIBUTION



CREDIT QUALITY



Champaign County Trust and Agency
PROJECTED INCOME SCHEDULE
 As of December 31, 2024



CUSIP	SECURITY DESCRIPTION	Jan 2025	Feb 2025	Mar 2025	Apr 2025	May 2025	Jun 2025	Jul 2025	Aug 2025	Sep 2025	Oct 2025	Nov 2025	Dec 2025
14913R2Z9	Caterpillar Financial Services Corporation 3.650% 08/12/2025		8,213						17,213				
21687AQQ9	Cooperatieve Rabobank U.A. 03/24/2025			24,274									
22533TPS9	Credit Agricole Corporate and Investment Bank 02/26/2025		7,437										
22533TUR5	Credit Agricole Corporate and Investment Bank 07/25/2025							16,463					
24422EWJ4	John Deere Capital Corporation 4.050% 09/08/2025			7,796						11,538			
3130ALCE2	FHLB 0.920% 02/26/2027		3,404						3,404				
3130ALVL5	FHLB 0.910% 12/30/2025			2,048						2,048			41,776
3130ANQB9	FHLB 1.500% 08/26/2026		1,463						1,463				
3130ANX39	FHLBANKS 0.50% 09/30/2026			488						488			
3130APGQ2	FHLB 0.875% 10/21/2025				1,728						36,385		
3130AQRH8	FHLB 2.000% 02/25/2027		5,750						5,750				
3130AQZL0	FHLB 2.200% 03/04/2027			3,135						3,135			
3130ARMW8	FHLB 2.850% 04/28/2025				16,961								
3130ATUC9	FHLB 4.500% 12/12/2025						7,425						2,660
3130ATVE4	FHLB 4.500% 12/11/2026						4,838						4,838
3130AYQH2	FHLB 4.500% 07/30/2025	7,313						7,476					
3133EMUP5	FFCB 0.710% 04/01/2025				16,010								
3133EN5N6	FFCB 4.000% 01/06/2028	9,000						9,000					
3133EN6V7	FFCB 3.625% 04/26/2027				4,531						4,531		
3133EN7A2	FFCB 3.625% 10/26/2026				7,250						7,250		
3133EN7J3	FFCB 3.875% 02/02/2026		8,719						8,719				
3133ENMH0	FFCB 1.600% 01/27/2026	1,264						1,264					

Champaign County Trust and Agency
PROJECTED INCOME SCHEDULE
 As of December 31, 2024



CUSIP	SECURITY DESCRIPTION	Jan 2025	Feb 2025	Mar 2025	Apr 2025	May 2025	Jun 2025	Jul 2025	Aug 2025	Sep 2025	Oct 2025	Nov 2025	Dec 2025
3133ENPY0	FFCB 1.75% 02/25/2025		3,589										
3133EPC37	FFCB 4.875% 11/13/2025					12,188						8,825	
46625HQW3	JPMORGAN CHASE & CO 3.300% 04/01/2026				3,300						3,300		
62479LRU1	MUFG Bank, Ltd. 04/28/2025				10,226								
62479LTW5	MUFG Bank, Ltd. 06/30/2025						15,006						
742651DW9	PEFCO 3.250% 06/15/2025						7,697						
8923A0ST1	Toyota Credit de Puerto Rico Corp. 05/27/2025					13,125							
90331HPL1	U.S. Bank National Association 2.050% 01/21/2025	16,401											
9128282R0	UST 2.250% 08/15/2027		7,313						7,313				
9128283F5	UST 2.250% 11/15/2027					3,375						3,375	
9128285C0	UST 3.000% 09/30/2025			4,500						11,426			
9128286F2	UST 2.500% 02/28/2026		6,250						6,250				
9128286L9	UST 2.250% 03/31/2026			3,375						3,375			
9128286S4	UST 2.375% 04/30/2026				5,938						5,938		
9128286X3	UST 2.125% 05/31/2026					5,313						5,313	
9128287B0	UST 1.875% 06/30/2026						3,516						3,516
912828J27	UST 2.000% 02/15/2025		10,688										
912828U24	UST 2.000% 11/15/2026					7,000						7,000	
912828X88	UST 2.375% 05/15/2027					5,938						5,938	
912828Y95	UST 1.875% 07/31/2026	2,672						2,672					
912828YQ7	UST 1.625% 10/31/2026				3,047						3,047		
91282CED9	UST 1.750% 03/15/2025			15,230									
91282CEN7	UST 2.750% 04/30/2027				9,625						9,625		

Champaign County Trust and Agency
PROJECTED INCOME SCHEDULE
 As of December 31, 2024



CUSIP	SECURITY DESCRIPTION	Jan 2025	Feb 2025	Mar 2025	Apr 2025	May 2025	Jun 2025	Jul 2025	Aug 2025	Sep 2025	Oct 2025	Nov 2025	Dec 2025
91282CEQ0	UST 2.750% 05/15/2025					11,391							
91282CET4	UST 2.625% 05/31/2027					5,906						5,906	
91282CEU1	UST 2.875% 06/15/2025						11,972						
91282CEW7	UST 3.250% 06/30/2027						11,375						11,375
91282CFB2	UST 2.750% 07/31/2027	11,688						11,688					
91282CFE6	UST 3.125% 08/15/2025		5,078						11,553				
91282CFH9	UST 3.125% 08/31/2027		4,688						4,688				
91282CFK2	UST 3.500% 09/15/2025			5,250						8,367			
91282CFM8	UST 4.125% 09/30/2027			14,334						14,334			
91282CFW6	UST 4.500% 11/15/2025					4,500						4,078	
91282CGE5	UST 3.875% 01/15/2026	9,688						9,688					
91282CGR6	UST 4.625% 03/15/2026			9,250						9,250			
91282CHB0	UST 3.625% 05/15/2026					3,625						3,625	
91282CHH7	UST 4.125% 06/15/2026						6,188						6,188
91282CHM6	UST 4.500% 07/15/2026	9,000						9,000					
91282CHU8	UST 4.375% 08/15/2026		10,828						10,828				
91282CJP7	UST 4.375% 12/15/2026						10,719						10,719
91282CJT9	UST 4.000% 01/15/2027	19,000						19,000					
91282CKA8	UST 4.125% 02/15/2027		8,147						8,147				
91282CKE0	UST 4.250% 03/15/2027			14,875						14,875			
91282CLP4	UST 3.500% 09/30/2026			8,750						8,750			
91282CLQ2	UST 3.875% 10/15/2027				13,563						13,563		
TOTAL		86,024	91,564	113,305	92,179	72,359	78,734	86,249	85,325	87,586	83,639	44,059	81,070

POSITION STATEMENT

As of December 31, 2024



CUSIP	Security Description	Trade Date/ Settlement Date	Par Value	Principal Cost/ Purchased Interest	Total Cost	Yield at Cost	Maturity/ Duration	Market Price/ Market Value	Unrealized Gain/ (Loss)	% of Assets	Moody's/ S&P Rating
Cash and Cash Equivalents											
31846V567	First American Funds, Inc.	12/31/2024 12/31/2024	\$854,063.61	\$854,063.61	\$854,063.61	4.37%	0.003 0.003	\$1.00 \$854,063.61	\$0.00	3.01%	AAAm
SubTotal			\$854,063.61	\$854,063.61	\$854,063.61	4.37%		\$854,063.61	\$0.00	3.01%	
Agency Bond											
3133ENPY0	FFCB 1.75% 02/25/2025	12/28/2023 12/29/2023	\$85,000.00	\$82,155.05	\$82,155.05	4.76%	0.153 0.150	\$99.57 \$84,637.90	\$2,482.85	0.30%	Aaa AA+
3133EMUP5	FFCB 0.710% 04/01/2025	1/23/2023 1/24/2023	\$200,000.00	\$184,700.00	\$184,700.00	4.42%	0.249 0.250	\$99.05 \$198,096.00	\$13,396.00	0.70%	Aaa AA+
3130ARMW8	FHLB 2.850% 04/28/2025	1/30/2023 1/31/2023	\$350,000.00	\$338,026.50	\$338,026.50	4.47%	0.323 0.325	\$99.42 \$347,984.00	\$9,957.50	1.23%	Aaa AA+
742651DW9	PEFCO 3.250% 06/15/2025	1/20/2023 1/23/2023	\$190,000.00	\$185,390.60	\$185,390.60	4.33%	0.455 0.456	\$99.34 \$188,744.10	\$3,353.50	0.67%	Aaa AA+
3130AYQH2	FHLB 4.500% 07/30/2025	1/26/2024 1/30/2024	\$325,000.00	\$324,836.53	\$324,836.53	4.54%	0.578 0.572	\$99.99 \$324,961.00	\$124.47	1.15%	Aaa AA+
3130APGQ2	FHLB 0.875% 10/21/2025	1/30/2023 1/31/2023	\$395,000.00	\$360,342.70	\$360,342.70	4.33%	0.805 0.803	\$97.14 \$383,699.05	\$23,356.35	1.35%	Aaa AA+
3133EPC37	FFCB 4.875% 11/13/2025	8/7/2024 8/8/2024	\$500,000.00	\$503,362.74	\$503,362.74	4.32%	0.868 0.855	\$100.39 \$501,944.50	(\$1,418.24)	1.77%	Aaa AA+
3130ATUC9	FHLB 4.500% 12/12/2025	1/24/2023 1/25/2023	\$330,000.00	\$334,765.20	\$334,765.20	3.96%	0.948 0.936	\$100.13 \$330,415.80	(\$4,349.40)	1.17%	Aaa AA+
3130ALVL5	FHLB 0.910% 12/30/2025	1/23/2023 1/24/2023	\$450,000.00	\$409,248.00	\$409,248.00	4.22%	0.997 0.995	\$96.55 \$434,466.00	\$25,218.00	1.53%	Aaa AA+
3133ENMH0	FFCB 1.600% 01/27/2026	1/23/2023 1/24/2023	\$158,000.00	\$146,086.80	\$146,086.80	4.30%	1.074 1.060	\$97.03 \$153,302.66	\$7,215.86	0.54%	Aaa AA+
3133EN7J3	FFCB 3.875% 02/02/2026	1/24/2023 2/2/2023	\$450,000.00	\$448,712.10	\$448,712.10	3.98%	1.090 1.058	\$99.49 \$447,696.00	(\$1,016.10)	1.58%	Aaa AA+
3130ANQB9	FHLB 1.500% 08/26/2026	1/30/2023 1/31/2023	\$195,000.00	\$176,215.65	\$176,215.65	4.26%	1.652 1.629	\$95.50 \$186,232.80	\$10,017.15	0.66%	Aaa AA+
3130ANX39	FHLBANKS 0.50% 09/30/2026	1/30/2023 1/31/2023	\$195,000.00	\$174,950.10	\$174,950.10	4.24%	1.748 1.730	\$94.64 \$184,551.90	\$9,601.80	0.65%	Aaa AA+
3133EN7A2	FFCB 3.625% 10/26/2026	1/20/2023 1/26/2023	\$400,000.00	\$397,864.00	\$397,864.00	3.78%	1.819 1.766	\$98.67 \$394,664.00	(\$3,200.00)	1.39%	Aaa AA+

POSITION STATEMENT

As of December 31, 2024



CUSIP	Security Description	Trade Date/ Settlement Date	Par Value	Principal Cost/ Purchased Interest	Total Cost	Yield at Cost	Maturity/ Duration	Market Price/ Market Value	Unrealized Gain/ (Loss)	% of Assets	Moody's/ S&P Rating
3130ATVE4	FHLB 4.500% 12/11/2026	1/30/2023 1/31/2023	\$215,000.00	\$219,549.40	\$219,549.40	3.90%	1.945 1.879	\$100.25 \$215,541.80	(\$4,007.60)	0.76%	Aaa AA+
3130AQRH8	FHLB 2.000% 02/25/2027	1/25/2023 1/26/2023	\$575,000.00	\$531,771.50	\$531,771.50	4.02%	2.153 2.099	\$94.53 \$543,524.50	\$11,753.00	1.92%	Aaa AA+
3130ALCE2	FHLB 0.920% 02/26/2027	10/25/2024 10/28/2024	\$740,000.00	\$688,059.40 \$1,172.49	\$689,231.89	4.11%	2.156 2.129	\$92.69 \$685,883.80	(\$2,175.60)	2.42%	Aaa AA+
3130AQZL0	FHLB 2.200% 03/04/2027	1/30/2023 1/31/2023	\$285,000.00	\$264,589.73	\$264,589.73	4.12%	2.173 2.119	\$94.99 \$270,715.80	\$6,126.07	0.95%	Aaa AA+
3133EN6V7	FFCB 3.625% 04/26/2027	1/20/2023 1/26/2023	\$250,000.00	\$249,200.00	\$249,200.00	3.71%	2.318 2.231	\$98.29 \$245,727.50	(\$3,472.50)	0.87%	Aaa AA+
3133EN5N6	FFCB 4.000% 01/06/2028	1/26/2023 1/30/2023	\$450,000.00	\$457,229.70	\$457,229.70	3.64%	3.016 2.813	\$98.69 \$444,082.50	(\$13,147.20)	1.57%	Aaa AA+
SubTotal			\$6,738,000.00	\$6,477,055.70 \$1,172.49	\$6,478,228.19	4.14%		\$6,566,871.61	\$89,815.91	23.16%	
Commercial Paper											
22533TPS9	Credit Agricole Corporate and Investment Bank 02/26/2025	8/26/2024 8/26/2024	\$300,000.00	\$292,563.33	\$292,563.33	4.97%	0.156 0.158	\$99.19 \$297,575.10	\$5,011.77	1.05%	P-1 A-1
21687AQQ9	Cooperatieve Rabobank U.A. 03/24/2025	8/7/2024 8/7/2024	\$800,000.00	\$775,726.00	\$775,726.00	4.92%	0.227 0.231	\$98.86 \$790,884.00	\$15,158.00	2.79%	P-1 A-1
62479LRU1	MUFG Bank, Ltd. 04/28/2025	10/29/2024 10/29/2024	\$450,000.00	\$439,773.50	\$439,773.50	4.63%	0.323 0.328	\$98.46 \$443,084.40	\$3,310.90	1.56%	P-1 A-1
8923A0ST1	Toyota Credit de Puerto Rico Corp. 05/27/2025	10/29/2024 10/29/2024	\$500,000.00	\$486,875.00	\$486,875.00	4.62%	0.403 0.408	\$98.13 \$490,625.00	\$3,750.00	1.73%	P-1 A-1+
62479LTW5	MUFG Bank, Ltd. 06/30/2025	10/28/2024 10/28/2024	\$500,000.00	\$484,993.75	\$484,993.75	4.55%	0.496 0.503	\$97.74 \$488,719.50	\$3,725.75	1.72%	P-1 A-1
22533TUR5	Credit Agricole Corporate and Investment Bank 07/25/2025	10/28/2024 10/28/2024	\$500,000.00	\$483,537.50	\$483,537.50	4.54%	0.564 0.572	\$97.45 \$487,257.00	\$3,719.50	1.72%	P-1 A-1
SubTotal			\$3,050,000.00	\$2,963,469.08	\$2,963,469.08	4.71%		\$2,998,145.00	\$34,675.92	10.57%	

POSITION STATEMENT

As of December 31, 2024



CUSIP	Security Description	Trade Date/ Settlement Date	Par Value	Principal Cost/ Purchased Interest	Total Cost	Yield at Cost	Maturity/ Duration	Market Price/ Market Value	Unrealized Gain/ (Loss)	% of Assets	Moody's/ S&P Rating
Corporate Bond											
90331HPL1	U.S. Bank National Association 2.050% 01/21/2025	1/30/2023 2/1/2023	\$300,000.00	\$286,674.00	\$286,674.00	4.43%	0.058 0.056	\$99.77 \$299,313.00	\$12,639.00	1.06%	A2 A+
14913R2Z9	Caterpillar Financial Services Corporation 3.650% 08/12/2025	1/30/2023 2/1/2023	\$450,000.00	\$441,000.00	\$441,000.00	4.49%	0.614 0.605	\$99.43 \$447,412.50	\$6,412.50	1.58%	A2 A
24422EWJ4	John Deere Capital Corporation 4.050% 09/08/2025	1/30/2023 2/1/2023	\$385,000.00	\$381,257.80	\$381,257.80	4.45%	0.688 0.676	\$99.64 \$383,602.45	\$2,344.65	1.35%	A1 A
46625HQW3	JPMORGAN CHASE & CO 3.300% 04/01/2026	8/14/2024 8/15/2024	\$200,000.00	\$196,084.00	\$196,084.00	4.56%	1.249	\$98.37 \$196,748.00	\$664.00	0.69%	A1 A
SubTotal			\$1,335,000.00	\$1,305,015.80	\$1,305,015.80	4.49%		\$1,327,075.95	\$22,060.15	4.68%	
U.S. Treasury Bond											
912828J27	UST 2.000% 02/15/2025	1/30/2023 1/31/2023	\$200,000.00	\$191,312.50	\$191,312.50	4.24%	0.126 0.123	\$99.67 \$199,336.00	\$8,023.50	0.70%	Aaa AA+
91282CEQ0	UST 2.750% 05/15/2025	12/28/2023 12/29/2023	\$300,000.00	\$292,734.38	\$292,734.38	4.58%	0.370 0.373	\$99.42 \$298,255.20	\$5,520.82	1.05%	Aaa AA+
9128286F2	UST 2.500% 02/28/2026	1/23/2023 1/24/2023	\$300,000.00	\$288,011.72	\$288,011.72	3.88%	1.162 1.144	\$97.94 \$293,812.50	\$5,800.78	1.04%	Aaa AA+
9128286F2	UST 2.500% 02/28/2026	8/9/2024 8/12/2024	\$200,000.00	\$195,023.44	\$195,023.44	4.17%	1.162 1.144	\$97.94 \$195,875.00	\$851.56	0.69%	Aaa AA+
9128286L9	UST 2.250% 03/31/2026	1/23/2023 1/24/2023	\$300,000.00	\$285,925.78	\$285,925.78	3.83%	1.247 1.230	\$97.49 \$292,476.60	\$6,550.82	1.03%	Aaa AA+
9128286S4	UST 2.375% 04/30/2026	1/23/2023 1/24/2023	\$300,000.00	\$286,816.41	\$286,816.41	3.82%	1.329 1.314	\$97.48 \$292,453.20	\$5,636.79	1.03%	Aaa AA+
9128286S4	UST 2.375% 04/30/2026	8/9/2024 8/12/2024	\$200,000.00	\$194,312.50	\$194,312.50	4.11%	1.329 1.314	\$97.48 \$194,968.80	\$656.30	0.69%	Aaa AA+
9128286X3	UST 2.125% 05/31/2026	1/20/2023 1/23/2023	\$300,000.00	\$284,753.91	\$284,753.91	3.75%	1.414 1.399	\$97.00 \$291,000.00	\$6,246.09	1.03%	Aaa AA+
9128286X3	UST 2.125% 05/31/2026	8/9/2024 8/12/2024	\$200,000.00	\$193,328.13	\$193,328.13	4.06%	1.414 1.399	\$97.00 \$194,000.00	\$671.87	0.68%	Aaa AA+
9128287B0	UST 1.875% 06/30/2026	1/23/2023 1/24/2023	\$375,000.00	\$352,280.27	\$352,280.27	3.77%	1.496 1.486	\$96.49 \$361,831.13	\$9,550.86	1.28%	Aaa AA+

POSITION STATEMENT

As of December 31, 2024



CUSIP	Security Description	Trade Date/ Settlement Date	Par Value	Principal Cost/ Purchased Interest	Total Cost	Yield at Cost	Maturity/ Duration	Market Price/ Market Value	Unrealized Gain/ (Loss)	% of Assets	Moody's/ S&P Rating
912828Y95	UST 1.875% 07/31/2026	1/30/2023 1/31/2023	\$285,000.00	\$266,831.25	\$266,831.25	3.84%	1.581 1.556	\$96.29 \$274,435.05	\$7,603.80	0.97%	Aaa AA+
91282CJT9	UST 4.000% 01/15/2027	8/12/2024 8/13/2024	\$500,000.00	\$500,878.90 \$1,576.09	\$502,454.99	3.92%	2.041 1.900	\$99.34 \$496,719.00	(\$4,159.90)	1.75%	Aaa AA+
91282CJT9	UST 4.000% 01/15/2027	10/25/2024 10/28/2024	\$450,000.00	\$449,894.53 \$5,135.87	\$455,030.40	4.01%	2.041 1.900	\$99.34 \$447,047.10	(\$2,847.43)	1.58%	Aaa AA+
91282CKE0	UST 4.250% 03/15/2027	10/25/2024 10/28/2024	\$700,000.00	\$703,226.56 \$3,533.84	\$706,760.40	4.04%	2.203 2.102	\$99.80 \$698,632.90	(\$4,593.66)	2.46%	Aaa AA+
91282CLQ2	UST 3.875% 10/15/2027	10/25/2024 10/28/2024	\$700,000.00	\$697,074.22 \$968.75	\$698,042.97	4.03%	2.789 2.588	\$98.72 \$691,031.60	(\$6,042.62)	2.44%	Aaa AA+
9128283F5	UST 2.250% 11/15/2027	1/20/2023 1/23/2023	\$300,000.00	\$282,398.44	\$282,398.44	3.59%	2.874 2.788	\$94.30 \$282,914.10	\$515.66	1.00%	Aaa AA+
SubTotal			\$5,610,000.00	\$5,464,802.94 \$11,214.55	\$5,476,017.49	3.97%		\$5,504,788.18	\$39,985.24	19.41%	

U.S. Treasury Note

91282CED9	UST 1.750% 03/15/2025	1/30/2023 1/31/2023	\$200,000.00	\$190,171.88	\$190,171.88	4.20%	0.203 0.204	\$99.46 \$198,914.00	\$8,742.12	0.70%	Aaa AA+
91282CED9	UST 1.750% 03/15/2025	12/28/2023 12/29/2023	\$85,000.00	\$82,091.40	\$82,091.40	4.69%	0.203 0.204	\$99.46 \$84,538.45	\$2,447.05	0.30%	Aaa AA+
91282CEU1	UST 2.875% 06/15/2025	1/26/2024 1/30/2024	\$325,000.00	\$317,700.20	\$317,700.20	4.58%	0.455 0.456	\$99.37 \$322,956.08	\$5,255.88	1.14%	Aaa AA+
91282CFE6	UST 3.125% 08/15/2025	1/20/2023 1/23/2023	\$325,000.00	\$318,525.39	\$318,525.39	3.95%	0.622 0.617	\$99.30 \$322,727.60	\$4,202.21	1.14%	Aaa AA+
91282CFK2	UST 3.500% 09/15/2025	1/20/2023 1/23/2023	\$300,000.00	\$296,882.81	\$296,882.81	3.92%	0.707 0.696	\$99.45 \$298,358.40	\$1,475.59	1.05%	Aaa AA+
9128285C0	UST 3.000% 09/30/2025	1/20/2023 1/23/2023	\$300,000.00	\$293,074.22	\$293,074.22	3.91%	0.748 0.740	\$99.06 \$297,175.80	\$4,101.58	1.05%	Aaa AA+
91282CFW6	UST 4.500% 11/15/2025	10/25/2024 10/28/2024	\$200,000.00	\$200,421.88	\$200,421.88	4.29%	0.874 0.862	\$100.16 \$200,328.20	(\$93.68)	0.71%	Aaa AA+
91282CGE5	UST 3.875% 01/15/2026	10/25/2024 10/28/2024	\$500,000.00	\$497,988.28 \$5,528.19	\$503,516.47	4.21%	1.041 1.012	\$99.62 \$498,105.50	\$117.22	1.76%	Aaa AA+
91282CGR6	UST 4.625% 03/15/2026	10/25/2024 10/28/2024	\$400,000.00	\$402,234.37 \$2,197.51	\$404,431.88	4.20%	1.203 1.171	\$100.35 \$401,390.80	(\$843.57)	1.42%	Aaa AA+
91282CHB0	UST 3.625% 05/15/2026	10/25/2024 10/28/2024	\$200,000.00	\$198,414.06	\$198,414.06	4.16%	1.370 1.346	\$99.09 \$198,171.80	(\$242.26)	0.70%	Aaa AA+

POSITION STATEMENT

As of December 31, 2024



CUSIP	Security Description	Trade Date/ Settlement Date	Par Value	Principal Cost/ Purchased Interest	Total Cost	Yield at Cost	Maturity/ Duration	Market Price/ Market Value	Unrealized Gain/ (Loss)	% of Assets	Moody's/ S&P Rating
91282CHH7	UST 4.125% 06/15/2026	10/25/2024 10/28/2024	\$300,000.00	\$299,859.37	\$299,859.37	4.15%	1.455 1.426	\$99.73 \$299,203.20	(\$656.17)	1.06%	Aaa AA+
91282CHM6	UST 4.500% 07/15/2026	10/30/2024 10/31/2024	\$400,000.00	\$402,187.50 \$5,282.61	\$407,470.11	4.16%	1.537 1.476	\$100.26 \$401,031.20	(\$1,156.30)	1.41%	Aaa AA+
91282CHU8	UST 4.375% 08/15/2026	10/25/2024 10/28/2024	\$495,000.00	\$497,146.29 \$4,354.79	\$501,501.08	4.12%	1.622 1.562	\$100.07 \$495,367.29	(\$1,779.00)	1.75%	Aaa AA+
91282CLP4	UST 3.500% 09/30/2026	10/25/2024 10/28/2024	\$500,000.00	\$494,414.07 \$1,346.15	\$495,760.22	4.11%	1.748 1.659	\$98.62 \$493,085.50	(\$1,328.57)	1.74%	Aaa AA+
912828YQ7	UST 1.625% 10/31/2026	1/23/2023 1/24/2023	\$375,000.00	\$347,153.31	\$347,153.31	3.76%	1.833 1.807	\$95.27 \$357,275.25	\$10,121.94	1.26%	Aaa AA+
912828U24	UST 2.000% 11/15/2026	1/20/2023 1/23/2023	\$300,000.00	\$282,128.91	\$282,128.91	3.69%	1.874 1.843	\$95.81 \$287,437.50	\$5,308.59	1.01%	Aaa AA+
912828U24	UST 2.000% 11/15/2026	10/25/2024 10/28/2024	\$400,000.00	\$384,312.50	\$384,312.50	4.01%	1.874 1.843	\$95.81 \$383,250.00	(\$1,062.50)	1.35%	Aaa AA+
91282CJP7	UST 4.375% 12/15/2026	10/25/2024 10/28/2024	\$490,000.00	\$493,024.21	\$493,024.21	4.07%	1.956 1.893	\$100.08 \$490,382.69	(\$2,641.52)	1.73%	Aaa AA+
91282CKA8	UST 4.125% 02/15/2027	10/25/2024 10/28/2024	\$395,000.00	\$395,648.05 \$3,276.46	\$398,924.51	4.05%	2.126 2.026	\$99.56 \$393,271.88	(\$2,376.17)	1.39%	Aaa AA+
91282CEN7	UST 2.750% 04/30/2027	1/20/2023 1/23/2023	\$350,000.00	\$337,791.01	\$337,791.01	3.64%	2.329 2.263	\$96.49 \$337,722.70	(\$68.31)	1.19%	Aaa AA+
91282CEN7	UST 2.750% 04/30/2027	10/25/2024 10/28/2024	\$350,000.00	\$339,732.42	\$339,732.42	3.99%	2.329 2.263	\$96.49 \$337,722.70	(\$2,009.72)	1.19%	Aaa AA+
912828X88	UST 2.375% 05/15/2027	1/20/2023 1/23/2023	\$350,000.00	\$332,527.34	\$332,527.34	3.64%	2.370 2.313	\$95.57 \$334,496.05	\$1,968.71	1.18%	Aaa AA+
912828X88	UST 2.375% 05/15/2027	10/25/2024 10/28/2024	\$150,000.00	\$144,140.63	\$144,140.63	4.00%	2.370 2.313	\$95.57 \$143,355.45	(\$785.18)	0.51%	Aaa AA+
91282CET4	UST 2.625% 05/31/2027	1/20/2023 1/23/2023	\$450,000.00	\$432,000.00	\$432,000.00	3.63%	2.414 2.349	\$96.05 \$432,246.15	\$246.15	1.52%	Aaa AA+
91282CEW7	UST 3.250% 06/30/2027	1/20/2023 1/23/2023	\$300,000.00	\$295,417.97	\$295,417.97	3.63%	2.496 2.420	\$97.44 \$292,312.50	(\$3,105.47)	1.03%	Aaa AA+
91282CEW7	UST 3.250% 06/30/2027	10/25/2024 10/28/2024	\$400,000.00	\$392,640.63	\$392,640.63	3.98%	2.496 2.420	\$97.44 \$389,750.00	(\$2,890.63)	1.37%	Aaa AA+
91282CFB2	UST 2.750% 07/31/2027	1/20/2023 1/23/2023	\$400,000.00	\$385,796.87	\$385,796.87	3.61%	2.581 2.482	\$96.09 \$384,343.60	(\$1,453.27)	1.36%	Aaa AA+
91282CFB2	UST 2.750% 07/31/2027	10/25/2024 10/28/2024	\$450,000.00	\$435,515.63 \$2,992.87	\$438,508.50	3.99%	2.581 2.482	\$96.09 \$432,386.55	(\$3,129.08)	1.52%	Aaa AA+

POSITION STATEMENT

As of December 31, 2024



CUSIP	Security Description	Trade Date/ Settlement Date	Par Value	Principal Cost/ Purchased Interest	Total Cost	Yield at Cost	Maturity/ Duration	Market Price/ Market Value	Unrealized Gain/ (Loss)	% of Assets	Moody's/ S&P Rating
9128282R0	UST 2.250% 08/15/2027	1/20/2023 1/23/2023	\$300,000.00	\$283,136.72	\$283,136.72	3.60%	2.622 2.540	\$94.81 \$284,437.50	\$1,300.78	1.00%	Aaa AA+
9128282R0	UST 2.250% 08/15/2027	10/25/2024 10/28/2024	\$350,000.00	\$333,962.89 \$1,583.56	\$335,546.45	4.00%	2.622 2.540	\$94.81 \$331,843.75	(\$2,119.14)	1.17%	Aaa AA+
91282CFH9	UST 3.125% 08/31/2027	1/20/2023 1/23/2023	\$300,000.00	\$294,117.19	\$294,117.19	3.59%	2.666 2.548	\$96.89 \$290,671.80	(\$3,445.39)	1.03%	Aaa AA+
91282CFM8	UST 4.125% 09/30/2027	10/25/2024 10/28/2024	\$695,000.00	\$697,117.58 \$2,205.29	\$699,322.87	4.01%	2.748 2.599	\$99.38 \$690,710.46	(\$6,407.12)	2.44%	Aaa AA+
SubTotal			\$11,335,000.00	\$11,097,275.58 \$28,767.43	\$11,126,043.01	3.97%		\$11,104,970.35	\$7,694.77	39.16%	
Grand Total			\$28,922,063.61	\$28,161,682.71 \$41,154.47	\$28,202,837.18	4.12%		\$28,355,914.70	\$194,231.99	100.00%	

TRANSACTION STATEMENT

As of December 31, 2024



Transaction Type	Trade Date	Settlement Date	CUSIP	Security Description	Par Value	Principal Cost	Total Proceeds	Realized Gain/Loss
Maturity								
Maturity	12/13/2024	12/13/2024	3130ATUR6	FHLB 4.625% 12/13/2024	320,000.00	321,462.30	320,000.00	(1,462.30)
Total					320,000.00	321,462.30	320,000.00	(1,462.30)

TRANSACTION STATEMENT

As of December 31, 2024



Transaction Type	Payment Date	Settlement Date	CUSIP	Security Description	Interest Received
Interest/Dividends					
Interest/Dividends	12/2/2024	12/2/2024	91282CET4	UST 2.625% 05/31/2027	5,906.25
Interest/Dividends	12/2/2024	12/2/2024	9128286X3	UST 2.125% 05/31/2026	5,312.50
Interest/Dividends	12/2/2024	12/2/2024	31846V567	First American Funds, Inc.	897.23
Interest/Dividends	12/11/2024	12/11/2024	3130ATVE4	FHLB 4.500% 12/11/2026	4,837.50
Interest/Dividends	12/12/2024	12/12/2024	3130ATUC9	FHLB 4.500% 12/12/2025	7,425.00
Interest/Dividends	12/13/2024	12/13/2024	3130ATUR6	FHLB 4.625% 12/13/2024	7,400.00
Interest/Dividends	12/16/2024	12/16/2024	91282CJP7	UST 4.375% 12/15/2026	10,718.75
Interest/Dividends	12/16/2024	12/16/2024	91282CHH7	UST 4.125% 06/15/2026	6,187.50
Interest/Dividends	12/16/2024	12/16/2024	742651DW9	PEFCO 3.250% 06/15/2025	3,087.50
Interest/Dividends	12/16/2024	12/16/2024	91282CEU1	UST 2.875% 06/15/2025	4,671.88
Interest/Dividends	12/19/2024	12/19/2024	31846V567	First American Funds, Inc.	3.79
Interest/Dividends	12/31/2024	12/31/2024	9128287B0	UST 1.875% 06/30/2026	3,515.63
Interest/Dividends	12/31/2024	12/31/2024	91282CEW7	UST 3.250% 06/30/2027	11,375.00
Total					71,338.53

TRANSACTION STATEMENT

As of December 31, 2024



Transaction Type	Trade Date	Settlement Date	Transaction Description	Amount
Custodian Fee				
Custodian Fee	12/24/2024	12/24/2024	Cash Out	(176.56)
Total				(176.56)
Management Fee				
Management Fee	12/27/2024	12/27/2024	Cash Out	(1,922.10)
Total				(1,922.10)

STATEMENT DISCLOSURE

As of December 31, 2024



Meeder provides monthly statements for its investment management clients to provide information about the investment portfolio. The information should not be used for audit or confirmation purposes. Please review your custodial statements and report any inaccuracies or discrepancies.

Certain information and data has been supplied by unaffiliated third parties. Although Meeder believes the information is reliable, it cannot warrant the accuracy of information offered by third parties. Market value may reflect prices received from pricing vendors when current market quotations are not available. Prices may not reflect firm bids or offers and may differ from the value at which the security can be sold.

Statements may include positions from unmanaged accounts provided for reporting purposes. Unmanaged accounts are managed directly by the client and are not included in the accounts managed by the investment adviser. This information is provided as a client convenience and the investment adviser assumes no responsibility for performance of these accounts or the accuracy of the data reported.

Investing involves risk. Past performance is no guarantee of future results. Debt and fixed income securities are subject to credit and interest rate risk. The investment return and principal value of an investment will fluctuate so that an investors shares, when redeemed, may be worth more or less than their original cost. Current performance may be lower or higher than the performance data quoted.

Meeder Investment Management is the global brand for the Meeder group of affiliated companies. Investment advisory services are provided through Meeder Public Funds, Inc. Please contact us if you would like to receive a copy of our current ADV disclosure brochure or privacy policy.



Champaign County Combined Highway

Monthly Investment Report
December 31, 2024

Your Investment Representative:

Scott Gruber
(614) 923-1152
sgruber@meederinvestment.com

For questions about your account please contact your investment representative or contact publicfundsoperations@meederinvestment.com
Dublin, Ohio | Lansing, Michigan | Long Beach, California | Austin, Texas | 866-633-3371 | www.meederpublicfunds.com

PORTFOLIO SUMMARY

As of December 31, 2024



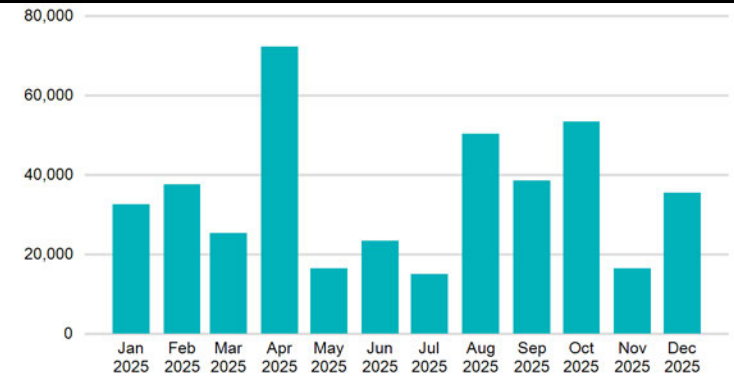
MONTHLY RECONCILIATION

Beginning Book Value	11,407,663.17
Contributions	
Withdrawals	
Prior Month Management Fees	(787.20)
Prior Month Custodian Fees	(72.32)
Realized Gains/Losses	(1,028.18)
Gross Interest Earnings	31,597.98
Ending Book Value	11,437,373.45

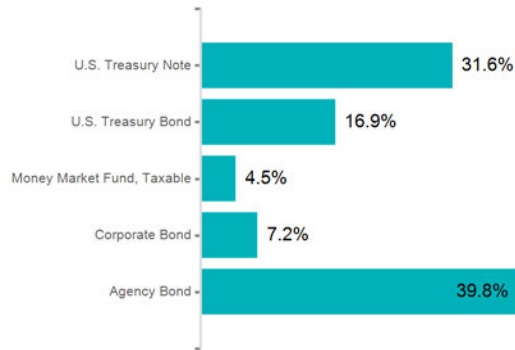
PORTFOLIO CHARACTERISTICS

Portfolio Yield to Maturity	3.96%
Portfolio Effective Duration	1.44 yrs
Weighted Average Maturity	1.47 yrs

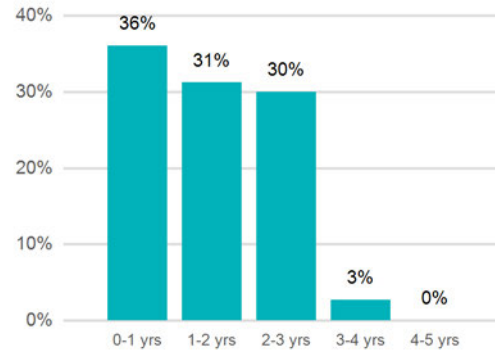
PROJECTED MONTHLY INCOME SCHEDULE



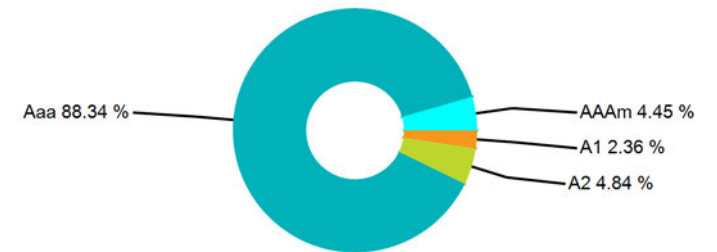
SECTOR ALLOCATION



MATURITY DISTRIBUTION



CREDIT QUALITY



Champaign County Combined Highway

PROJECTED INCOME SCHEDULE

As of December 31, 2024



CUSIP	SECURITY DESCRIPTION	Jan 2025	Feb 2025	Mar 2025	Apr 2025	May 2025	Jun 2025	Jul 2025	Aug 2025	Sep 2025	Oct 2025	Nov 2025	Dec 2025
14913R2Z9	Caterpillar Financial Services Corporation 3.650% 08/12/2025		5,749						12,049				
24422EWJ4	John Deere Capital Corporation 4.050% 09/08/2025			5,569						8,242			
3130ALVL5	FHLB 0.910% 12/30/2025			1,433						1,433			29,243
3130ANQB9	FHLB 1.500% 08/26/2026		1,313						1,313				
3130ANX39	FHLBANKS 0.50% 09/30/2026			438						438			
3130ANYR5	FHLB 0.950% 09/30/2026			238						238			
3130APGQ2	FHLB 0.875% 10/21/2025				1,553						32,701		
3130AQRH8	FHLB 2.000% 02/25/2027		4,050						4,050				
3130AQZL0	FHLB 2.200% 03/04/2027			3,630						3,630			
3130ARMW8	FHLB 2.850% 04/28/2025				20,111								
3130ATUC9	FHLB 4.500% 12/12/2025						5,063						1,813
3130ATVE4	FHLB 4.500% 12/11/2026						4,500						4,500
3133EMNF5	FFCB 0.375% 01/15/2025	3,949											
3133EMUP5	FFCB 0.710% 04/01/2025				30,019								
3133EN5N6	FFCB 4.000% 01/06/2028	6,300						6,300					
3133EN6V7	FFCB 3.625% 04/26/2027				6,797						6,797		
3133EN7A2	FFCB 3.625% 10/26/2026				5,438						5,438		
3133EN7J3	FFCB 3.875% 02/02/2026		6,103						6,103				
3133ENMH0	FFCB 1.600% 01/27/2026	1,480						1,480					
742651DW9	PEFCO 3.250% 06/15/2025						6,887						
90331HPL1	U.S. Bank National Association 2.050% 01/21/2025	13,668											
9128282R0	UST 2.250% 08/15/2027		4,500						4,500				

Champaign County Combined Highway

PROJECTED INCOME SCHEDULE

As of December 31, 2024



CUSIP	SECURITY DESCRIPTION	Jan 2025	Feb 2025	Mar 2025	Apr 2025	May 2025	Jun 2025	Jul 2025	Aug 2025	Sep 2025	Oct 2025	Nov 2025	Dec 2025
9128283F5	UST 2.250% 11/15/2027					3,375						3,375	
9128285C0	UST 3.000% 09/30/2025			4,500						11,426			
9128286F2	UST 2.500% 02/28/2026		4,063						4,063				
9128286L9	UST 2.250% 03/31/2026			3,656						3,656			
9128286S4	UST 2.375% 04/30/2026				2,969						2,969		
9128286X3	UST 2.125% 05/31/2026					2,656						2,656	
9128287B0	UST 1.875% 06/30/2026						2,344						2,344
912828U24	UST 2.000% 11/15/2026					3,500						3,500	
912828X88	UST 2.375% 05/15/2027					2,969						2,969	
912828Y95	UST 1.875% 07/31/2026	3,141						3,141					
912828YQ7	UST 1.625% 10/31/2026				2,031						2,031		
91282CEN7	UST 2.750% 04/30/2027				3,438						3,438		
91282CET4	UST 2.625% 05/31/2027					3,938						3,938	
91282CEW7	UST 3.250% 06/30/2027						4,713						4,713
91282CFB2	UST 2.750% 07/31/2027	4,125						4,125					
91282CFE6	UST 3.125% 08/15/2025		5,078						11,553				
91282CFH9	UST 3.125% 08/31/2027		6,719						6,719				
91282CFK2	UST 3.500% 09/15/2025			5,950						9,483			
TOTAL		32,662	37,574	25,413	72,355	16,438	23,505	15,046	50,348	38,545	53,373	16,438	42,613

Champaign County Combined Highway
POSITION STATEMENT
 As of December 31, 2024



CUSIP	Security Description	Trade Date/ Settlement Date	Par Value	Principal Cost/ Purchased Interest	Total Cost	Yield at Cost	Maturity/ Duration	Market Price/ Market Value	Unrealized Gain/ (Loss)	% of Assets	Moody's/ S&P Rating
Cash and Cash Equivalents											
31846V567	First American Funds, Inc.	12/31/2024 12/31/2024	\$517,268.42	\$517,268.42	\$517,268.42	4.37%	0.003 0.003	\$1.00 \$517,268.42	\$0.00	3.71%	AAAm
IMETCONV	IMET Convenience Fund	12/31/2024 12/31/2024	\$2,328,042.39	\$2,328,042.39	\$2,328,042.39	4.25%	0.003 0.003	\$1.00 \$2,328,042.39	\$0.00	16.70%	
SubTotal			\$2,845,310.81	\$2,845,310.81	\$2,845,310.81	4.27%		\$2,845,310.81	\$0.00	20.41%	
Agency Bond											
3133EMNF5	FFCB 0.375% 01/15/2025	1/25/2023 1/26/2023	\$52,000.00	\$48,148.88	\$48,148.88	4.37%	0.041 0.039	\$99.82 \$51,906.92	\$3,758.04	0.37%	Aaa AA+
3133EMUP5	FFCB 0.710% 04/01/2025	1/23/2023 1/24/2023	\$375,000.00	\$346,312.50	\$346,312.50	4.42%	0.249 0.250	\$99.05 \$371,430.00	\$25,117.50	2.66%	Aaa AA+
3130ARMW8	FHLB 2.850% 04/28/2025	1/30/2023 1/31/2023	\$415,000.00	\$400,802.85	\$400,802.85	4.47%	0.323 0.325	\$99.42 \$412,609.60	\$11,806.75	2.96%	Aaa AA+
742651DW9	PEFCO 3.250% 06/15/2025	1/20/2023 1/23/2023	\$170,000.00	\$165,875.80	\$165,875.80	4.33%	0.455 0.456	\$99.34 \$168,876.30	\$3,000.50	1.21%	Aaa AA+
3130APGQ2	FHLB 0.875% 10/21/2025	1/30/2023 1/31/2023	\$355,000.00	\$323,852.30	\$323,852.30	4.33%	0.805 0.803	\$97.14 \$344,843.45	\$20,991.15	2.47%	Aaa AA+
3130ATUC9	FHLB 4.500% 12/12/2025	1/24/2023 1/25/2023	\$225,000.00	\$228,249.00	\$228,249.00	3.96%	0.948 0.936	\$100.13 \$225,283.50	(\$2,965.50)	1.62%	Aaa AA+
3130ALVL5	FHLB 0.910% 12/30/2025	1/23/2023 1/24/2023	\$315,000.00	\$286,473.60	\$286,473.60	4.22%	0.997 0.995	\$96.55 \$304,126.20	\$17,652.60	2.18%	Aaa AA+
3133ENMH0	FFCB 1.600% 01/27/2026	1/23/2023 1/24/2023	\$185,000.00	\$171,051.00	\$171,051.00	4.30%	1.074 1.060	\$97.03 \$179,499.95	\$8,448.95	1.29%	Aaa AA+
3133EN7J3	FFCB 3.875% 02/02/2026	1/24/2023 2/2/2023	\$315,000.00	\$314,098.47	\$314,098.47	3.98%	1.090 1.058	\$99.49 \$313,387.20	(\$711.27)	2.25%	Aaa AA+
3130ANQB9	FHLB 1.500% 08/26/2026	1/30/2023 1/31/2023	\$175,000.00	\$158,142.25	\$158,142.25	4.26%	1.652 1.629	\$95.50 \$167,132.00	\$8,989.75	1.20%	Aaa AA+
3130ANX39	FHLBANKS 0.50% 09/30/2026	1/30/2023 1/31/2023	\$175,000.00	\$157,006.50	\$157,006.50	4.24%	1.748 1.730	\$94.64 \$165,623.50	\$8,617.00	1.19%	Aaa AA+
3130ANYR5	FHLB 0.950% 09/30/2026	1/30/2023 1/31/2023	\$50,000.00	\$44,336.50	\$44,336.50	4.14%	1.748 1.735	\$93.92 \$46,959.00	\$2,622.50	0.34%	Aaa AA+
3133EN7A2	FFCB 3.625% 10/26/2026	1/20/2023 1/26/2023	\$300,000.00	\$298,398.00	\$298,398.00	3.78%	1.819 1.766	\$98.67 \$295,998.00	(\$2,400.00)	2.12%	Aaa AA+

Champaign County Combined Highway

POSITION STATEMENT

As of December 31, 2024



CUSIP	Security Description	Trade Date/ Settlement Date	Par Value	Principal Cost/ Purchased Interest	Total Cost	Yield at Cost	Maturity/ Duration	Market Price/ Market Value	Unrealized Gain/ (Loss)	% of Assets	Moody's/ S&P Rating
3130ATVE4	FHLB 4.500% 12/11/2026	1/30/2023 1/31/2023	\$200,000.00	\$204,232.00	\$204,232.00	3.90%	1.945 1.879	\$100.25 \$200,504.00	(\$3,728.00)	1.44%	Aaa AA+
3130AQRH8	FHLB 2.000% 02/25/2027	1/25/2023 1/26/2023	\$405,000.00	\$374,552.10	\$374,552.10	4.02%	2.153 2.099	\$94.53 \$382,830.30	\$8,278.20	2.75%	Aaa AA+
3130AQZL0	FHLB 2.200% 03/04/2027	1/30/2023 1/31/2023	\$330,000.00	\$306,367.05	\$306,367.05	4.12%	2.173 2.119	\$94.99 \$313,460.40	\$7,093.35	2.25%	Aaa AA+
3133EN6V7	FFCB 3.625% 04/26/2027	1/20/2023 1/26/2023	\$375,000.00	\$373,800.00	\$373,800.00	3.71%	2.318 2.231	\$98.29 \$368,591.25	(\$5,208.75)	2.64%	Aaa AA+
3133EN5N6	FFCB 4.000% 01/06/2028	1/26/2023 1/30/2023	\$315,000.00	\$320,060.79	\$320,060.79	3.64%	3.016 2.813	\$98.69 \$310,857.75	(\$9,203.04)	2.23%	Aaa AA+
SubTotal			\$4,732,000.00	\$4,521,759.59	\$4,521,759.59	4.09%		\$4,623,919.32	\$102,159.73	33.17%	
Corporate Bond											
90331HPL1	U.S. Bank National Association 2.050% 01/21/2025	1/30/2023 2/1/2023	\$250,000.00	\$238,895.00	\$238,895.00	4.43%	0.058 0.056	\$99.77 \$249,427.50	\$10,532.50	1.79%	A2 A+
14913R2Z9	Caterpillar Financial Services Corporation 3.650% 08/12/2025	1/30/2023 2/1/2023	\$315,000.00	\$308,700.00	\$308,700.00	4.49%	0.614 0.605	\$99.43 \$313,188.75	\$4,488.75	2.25%	A2 A
24422EWJ4	John Deere Capital Corporation 4.050% 09/08/2025	1/30/2023 2/1/2023	\$275,000.00	\$272,327.00	\$272,327.00	4.45%	0.688 0.676	\$99.64 \$274,001.75	\$1,674.75	1.97%	A1 A
SubTotal			\$840,000.00	\$819,922.00	\$819,922.00	4.46%		\$836,618.00	\$16,696.00	6.00%	
U.S. Treasury Bond											
9128286F2	UST 2.500% 02/28/2026	1/23/2023 1/24/2023	\$325,000.00	\$312,012.70	\$312,012.70	3.88%	1.162 1.144	\$97.94 \$318,296.88	\$6,284.18	2.28%	Aaa AA+
9128286L9	UST 2.250% 03/31/2026	1/23/2023 1/24/2023	\$325,000.00	\$309,752.93	\$309,752.93	3.83%	1.247 1.230	\$97.49 \$316,849.65	\$7,096.72	2.27%	Aaa AA+
9128286S4	UST 2.375% 04/30/2026	1/23/2023 1/24/2023	\$250,000.00	\$239,013.67	\$239,013.67	3.82%	1.329 1.314	\$97.48 \$243,711.00	\$4,697.33	1.75%	Aaa AA+
9128286X3	UST 2.125% 05/31/2026	1/20/2023 1/23/2023	\$250,000.00	\$237,294.92	\$237,294.92	3.75%	1.414 1.399	\$97.00 \$242,500.00	\$5,205.08	1.74%	Aaa AA+
9128287B0	UST 1.875% 06/30/2026	1/23/2023 1/24/2023	\$250,000.00	\$234,853.52	\$234,853.52	3.77%	1.496 1.486	\$96.49 \$241,220.75	\$6,367.23	1.73%	Aaa AA+

Champaign County Combined Highway

POSITION STATEMENT

As of December 31, 2024



CUSIP	Security Description	Trade Date/ Settlement Date	Par Value	Principal Cost/ Purchased Interest	Total Cost	Yield at Cost	Maturity/ Duration	Market Price/ Market Value	Unrealized Gain/ (Loss)	% of Assets	Moody's/ S&P Rating
912828Y95	UST 1.875% 07/31/2026	1/30/2023 1/31/2023	\$335,000.00	\$313,643.75	\$313,643.75	3.84%	1.581 1.556	\$96.29 \$322,581.55	\$8,937.80	2.31%	Aaa AA+
9128283F5	UST 2.250% 11/15/2027	1/20/2023 1/23/2023	\$300,000.00	\$282,398.44	\$282,398.44	3.59%	2.874 2.788	\$94.30 \$282,914.10	\$515.66	2.03%	Aaa AA+
SubTotal			\$2,035,000.00	\$1,928,969.93	\$1,928,969.93	3.78%		\$1,968,073.93	\$39,104.00	14.12%	
U.S. Treasury Note											
91282CFE6	UST 3.125% 08/15/2025	1/20/2023 1/23/2023	\$325,000.00	\$318,525.39	\$318,525.39	3.95%	0.622 0.617	\$99.30 \$322,727.60	\$4,202.21	2.32%	Aaa AA+
91282CFK2	UST 3.500% 09/15/2025	1/20/2023 1/23/2023	\$340,000.00	\$336,467.19	\$336,467.19	3.92%	0.707 0.696	\$99.45 \$338,139.52	\$1,672.33	2.43%	Aaa AA+
9128285C0	UST 3.000% 09/30/2025	1/20/2023 1/23/2023	\$300,000.00	\$293,074.22	\$293,074.22	3.91%	0.748 0.740	\$99.06 \$297,175.80	\$4,101.58	2.13%	Aaa AA+
912828YQ7	UST 1.625% 10/31/2026	1/23/2023 1/24/2023	\$250,000.00	\$231,435.55	\$231,435.55	3.76%	1.833 1.807	\$95.27 \$238,183.50	\$6,747.95	1.71%	Aaa AA+
912828U24	UST 2.000% 11/15/2026	1/20/2023 1/23/2023	\$350,000.00	\$329,150.38	\$329,150.38	3.69%	1.874 1.843	\$95.81 \$335,343.75	\$6,193.37	2.41%	Aaa AA+
91282CEN7	UST 2.750% 04/30/2027	1/20/2023 1/23/2023	\$250,000.00	\$241,279.30	\$241,279.30	3.64%	2.329 2.263	\$96.49 \$241,230.50	(\$48.80)	1.73%	Aaa AA+
912828X88	UST 2.375% 05/15/2027	1/20/2023 1/23/2023	\$250,000.00	\$237,519.53	\$237,519.53	3.64%	2.370 2.313	\$95.57 \$238,925.75	\$1,406.22	1.71%	Aaa AA+
91282CET4	UST 2.625% 05/31/2027	1/20/2023 1/23/2023	\$300,000.00	\$288,000.00	\$288,000.00	3.63%	2.414 2.349	\$96.05 \$288,164.10	\$164.10	2.07%	Aaa AA+
91282CEW7	UST 3.250% 06/30/2027	1/20/2023 1/23/2023	\$290,000.00	\$285,570.70	\$285,570.70	3.63%	2.496 2.420	\$97.44 \$282,568.75	(\$3,001.95)	2.03%	Aaa AA+
91282CFB2	UST 2.750% 07/31/2027	1/20/2023 1/23/2023	\$300,000.00	\$289,347.66	\$289,347.66	3.61%	2.581 2.482	\$96.09 \$288,257.70	(\$1,089.96)	2.07%	Aaa AA+
9128282R0	UST 2.250% 08/15/2027	1/20/2023 1/23/2023	\$400,000.00	\$377,515.63	\$377,515.63	3.60%	2.622 2.540	\$94.81 \$379,250.00	\$1,734.37	2.72%	Aaa AA+
91282CFH9	UST 3.125% 08/31/2027	1/20/2023 1/23/2023	\$430,000.00	\$421,567.96	\$421,567.96	3.59%	2.666 2.548	\$96.89 \$416,629.58	(\$4,938.38)	2.99%	Aaa AA+
SubTotal			\$3,785,000.00	\$3,649,453.51	\$3,649,453.51	3.70%		\$3,666,596.55	\$17,143.04	26.30%	
Grand Total			\$14,237,310.81	\$13,765,415.84	\$13,765,415.84	4.00%		\$13,940,518.61	\$175,102.77	100.00%	

Champaign County Combined Highway

TRANSACTION STATEMENT

As of December 31, 2024



Transaction Type	Trade Date	Settlement Date	CUSIP	Security Description	Par Value	Principal Cost	Total Proceeds	Realized Gain/Loss
Maturity								
Maturity	12/13/2024	12/13/2024	3130ATUR6	FHLB 4.625% 12/13/2024	225,000.00	226,028.18	225,000.00	(1,028.18)
Total					225,000.00	226,028.18	225,000.00	(1,028.18)

Transaction Type	Payment Date	Settlement Date	CUSIP	Security Description	Interest Received
Interest/Dividends					
Interest/Dividends	12/2/2024	12/2/2024	91282CET4	UST 2.625% 05/31/2027	3,937.50
Interest/Dividends	12/2/2024	12/2/2024	9128286X3	UST 2.125% 05/31/2026	2,656.25
Interest/Dividends	12/2/2024	12/2/2024	31846V567	First American Funds, Inc.	417.55
Interest/Dividends	12/11/2024	12/11/2024	3130ATVE4	FHLB 4.500% 12/11/2026	4,500.00
Interest/Dividends	12/12/2024	12/12/2024	3130ATUC9	FHLB 4.500% 12/12/2025	5,062.50
Interest/Dividends	12/13/2024	12/13/2024	3130ATUR6	FHLB 4.625% 12/13/2024	5,203.13
Interest/Dividends	12/16/2024	12/16/2024	742651DW9	PEFCO 3.250% 06/15/2025	2,762.50
Interest/Dividends	12/19/2024	12/19/2024	31846V567	First American Funds, Inc.	2.30
Interest/Dividends	12/31/2024	12/31/2024	9128287B0	UST 1.875% 06/30/2026	2,343.75
Interest/Dividends	12/31/2024	12/31/2024	91282CEW7	UST 3.250% 06/30/2027	4,712.50
Total					31,597.98

TRANSACTION STATEMENT

As of December 31, 2024



Transaction Type	Trade Date	Settlement Date	Transaction Description	Amount
Custodian Fee				
Custodian Fee	12/24/2024	12/24/2024	Cash Out	(72.32)
Total				(72.32)
Management Fee				
Management Fee	12/27/2024	12/27/2024	Cash Out	(787.20)
Total				(787.20)

STATEMENT DISCLOSURE

As of December 31, 2024



Meeder provides monthly statements for its investment management clients to provide information about the investment portfolio. The information should not be used for audit or confirmation purposes. Please review your custodial statements and report any inaccuracies or discrepancies.

Certain information and data has been supplied by unaffiliated third parties. Although Meeder believes the information is reliable, it cannot warrant the accuracy of information offered by third parties. Market value may reflect prices received from pricing vendors when current market quotations are not available. Prices may not reflect firm bids or offers and may differ from the value at which the security can be sold.

Statements may include positions from unmanaged accounts provided for reporting purposes. Unmanaged accounts are managed directly by the client and are not included in the accounts managed by the investment adviser. This information is provided as a client convenience and the investment adviser assumes no responsibility for performance of these accounts or the accuracy of the data reported.

Investing involves risk. Past performance is no guarantee of future results. Debt and fixed income securities are subject to credit and interest rate risk. The investment return and principal value of an investment will fluctuate so that an investors shares, when redeemed, may be worth more or less than their original cost. Current performance may be lower or higher than the performance data quoted.

Meeder Investment Management is the global brand for the Meeder group of affiliated companies. Investment advisory services are provided through Meeder Public Funds, Inc. Please contact us if you would like to receive a copy of our current ADV disclosure brochure or privacy policy.



IMET
ILLINOIS METROPOLITAN
INVESTMENT FUND

IMET Servicing
P.O. Box 7177
Dublin, OH 43017

Account Statement

December 01, 2024 - December 31, 2024

ACCOUNT NUMBER

[REDACTED]

REGISTRATION

CHAMPAIGN COUNTY TREASURER
ARPA
ATTN: SR. ADMINISTRATOR
1776 E. WASHINGTON ST
URBANA, IL 61802

0000240-0000493 PDFE 001 ----- 730446



CHAMPAIGN COUNTY TREASURER
ATTN: SR. ADMINISTRATOR
1776 E. WASHINGTON ST
URBANA, IL 61802



Client Services: 888-288-IMET (4638)



Please visit our website:
www.investimet.com

Shareholder Message Center

Tips to Help Maintain the Security of Your IMET Account:

- * Never click on unverified links or open suspicious attachments, including unexpected invoices
- * Only download from trusted sites
- * Don't respond to or open emails from unknown or unexpected senders
- * Pay close attention to the sender's name in emails, ensuring it is legitimate
- * Be wary of emails or invoices stating a sense of urgency and a resulting consequence
- * Any misspellings, grammar errors, or strange diction should be considered suspicious - promptly report to your IT department
- * Keep passwords and authorization codes in a secure and safe offline location; don't share passwords with others
- * Only access financial accounts using a trusted, secure device
- * Make sure your PC is up to date with the latest versions of software and the most recent patches.

IMET will be closed on Wednesday, January 1, 2025 for New Year's Day and Monday, January 20, 2025 for Martin Luther King, Jr. Day. IMET will close early at 1:00 p.m. CT on Thursday, January 9, 2025 due to the Presidential Day of Mourning. Visit www.investimet.com for more information and helpful tips regarding your IMET account or contact IMET at 1-888-288-IMET (4638).

ACCOUNT SUMMARY

Funds	Total Shares	Share Price	Share Value
IMET Convenience Fund	11,113,992.690	\$1.0000	\$11,113,992.69

DISTRIBUTION SUMMARY

Funds	YTD Earnings	Reinvestment Option
	Income	Income
IMET Convenience Fund	\$113,992.69	Reinvest

TRANSACTIONS

Date	Transaction Type	To/From Account Number	Shares	Share Price	Gross Amount	Shares Held
Convenience Fund						
	Beginning Shares Balance		11,073,000.620	\$1.0000		11,073,000.620
12/31/2024	Income Dividend Reinvestment		40,992.070	\$1.0000	\$40,992.07	11,113,992.690
	Closing Balance			\$1.0000	\$11,113,992.69	11,113,992.690