



## **Champaign County General Fund Operating Account**

Monthly Investment Report  
March 31, 2025

**Your Investment Representative:**

Scott Gruber  
(614) 923-1152  
[sgruber@meederinvestment.com](mailto:sgruber@meederinvestment.com)

For questions about your account please contact your investment representative or contact [publicfundsoperations@meederinvestment.com](mailto:publicfundsoperations@meederinvestment.com)  
**Dublin, Ohio | Lansing, Michigan | Long Beach, California | Austin, Texas | 866-633-3371 | [www.meederpublicfunds.com](http://www.meederpublicfunds.com)**

## PORTFOLIO SUMMARY

As of March 31, 2025

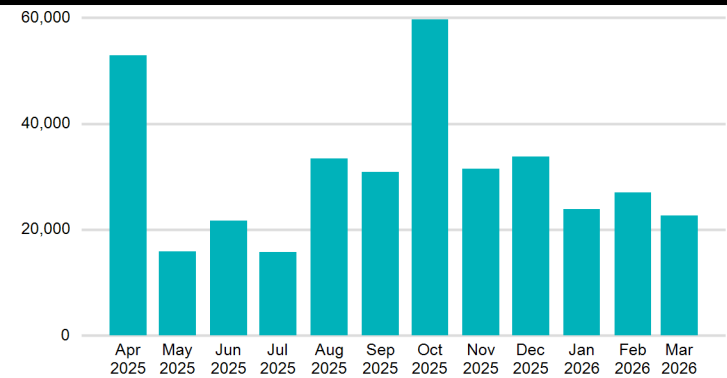
### MONTHLY RECONCILIATION

<b>Beginning Book Value</b>	<b>10,363,500.09</b>
Contributions	
Withdrawals	
Prior Month Management Fees	(726.60)
Prior Month Custodian Fees	(65.63)
Realized Gains/Losses	6,460.94
Gross Interest Earnings	29,142.23
<b>Ending Book Value</b>	<b>10,398,311.03</b>

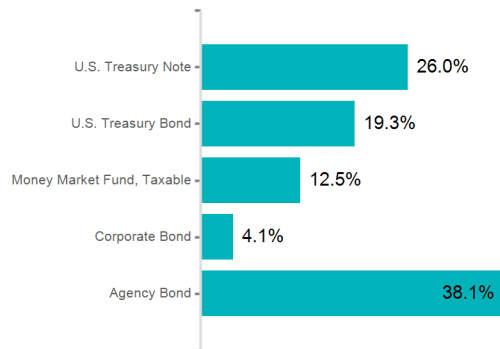
### PORTFOLIO CHARACTERISTICS

Portfolio Yield to Maturity	3.97%
Portfolio Effective Duration	1.27 yrs
Weighted Average Maturity	1.31 yrs

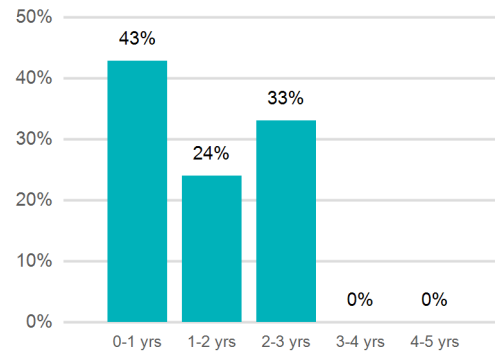
### PROJECTED MONTHLY INCOME SCHEDULE



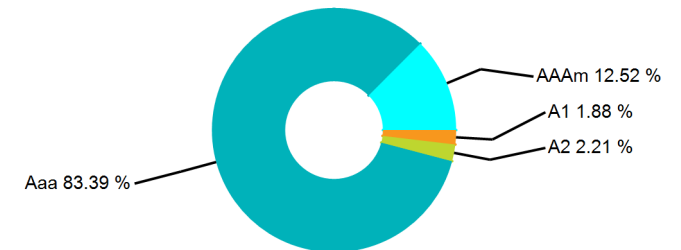
### SECTOR ALLOCATION



### MATURITY DISTRIBUTION



### CREDIT QUALITY



## Champaign County General Fund Operating Account

**PROJECTED INCOME SCHEDULE**

As of March 31, 2025



CUSIP	SECURITY DESCRIPTION	Apr 2025	May 2025	Jun 2025	Jul 2025	Aug 2025	Sep 2025	Oct 2025	Nov 2025	Dec 2025	Jan 2026	Feb 2026	Mar 2026
14913R2Z9	Caterpillar Financial Services Corporation 3.650% 08/12/2025					8,989							
24422EWJ4	John Deere Capital Corporation 4.050% 09/08/2025						5,994						
3130ALVL5	FHLB 0.910% 12/30/2025						1,069			21,816			
3130ANQB9	FHLB 1.500% 08/26/2026					975						1,300	
3130ANX39	FHLBANKS 0.50% 09/30/2026						325						325
3130ANYX2	FHLB 0.900% 09/30/2026						225						225
3130APGQ2	FHLB 0.875% 10/21/2025	1,684						35,464					
3130AQRH8	FHLB 2.000% 02/25/2027					3,050						3,050	
3130AQZL0	FHLB 2.200% 03/04/2027						2,200						2,200
3130ARMW8	FHLB 2.850% 04/28/2025	11,388											
3130ATHW0	FHLB 4.125% 09/10/2027						8,250						8,250
3130ATUC9	FHLB 4.500% 12/12/2025			3,825						1,370			
3130ATVE4	FHLB 4.500% 12/11/2026			4,613						4,613			
3133EMUP5	FFCB 0.710% 04/01/2025	15,610											
3133EN5N6	FFCB 4.000% 01/06/2028				4,700						4,700		
3133EN6V7	FFCB 3.625% 04/26/2027	4,984						4,984					
3133EN7A2	FFCB 3.625% 10/26/2026	4,531						4,531					
3133EN7J3	FFCB 3.875% 02/02/2026					4,553						5,226	
3133ENMH0	FFCB 1.600% 01/27/2026				856						8,924		
3135GA3X7	FNMA 0.570% 11/17/2025		482						16,087				
742651DW9	PEFCO 3.250% 06/15/2025			7,292									
9128282R0	UST 2.250% 08/15/2027					3,094						3,094	
9128283F5	UST 2.250% 11/15/2027		3,938						3,938				

## Champaign County General Fund Operating Account

**PROJECTED INCOME SCHEDULE**

As of March 31, 2025



CUSIP	SECURITY DESCRIPTION	Apr 2025	May 2025	Jun 2025	Jul 2025	Aug 2025	Sep 2025	Oct 2025	Nov 2025	Dec 2025	Jan 2026	Feb 2026	Mar 2026
9128285C0	UST 3.000% 09/30/2025						5,713						
9128286F2	UST 2.500% 02/28/2026					2,500						10,492	
9128286L9	UST 2.250% 03/31/2026						2,250						11,633
9128286S4	UST 2.375% 04/30/2026	3,266						3,266					
9128286X3	UST 2.125% 05/31/2026		2,922						2,922				
9128287B0	UST 1.875% 06/30/2026			1,875						1,875			
912828U24	UST 2.000% 11/15/2026		2,000						2,000				
912828X88	UST 2.375% 05/15/2027		3,563						3,563				
912828Y95	UST 1.875% 07/31/2026				1,781						1,781		
912828YQ7	UST 1.625% 10/31/2026	1,625						1,625					
91282CEN7	UST 2.750% 04/30/2027	2,063						2,063					
91282CET4	UST 2.625% 05/31/2027		2,953						2,953				
91282CEW7	UST 3.250% 06/30/2027			4,144						4,144			
91282CFB2	UST 2.750% 07/31/2027				2,406						2,406		
91282CFE6	UST 3.125% 08/15/2025					6,398							
91282CFH9	UST 3.125% 08/31/2027					3,906						3,906	
91282CFK2	UST 3.500% 09/15/2025						4,881						
91282CKZ3	UST 4.375% 07/15/2027				6,016						6,016		
91282CLQ2	UST 3.875% 10/15/2027	7,750						7,750					
<b>TOTAL</b>		<b>52,901</b>	<b>15,857</b>	<b>21,748</b>	<b>15,759</b>	<b>33,465</b>	<b>30,907</b>	<b>59,683</b>	<b>31,462</b>	<b>33,818</b>	<b>23,827</b>	<b>27,068</b>	<b>22,633</b>

## Champaign County General Fund Operating Account

**POSITION STATEMENT**

As of March 31, 2025



CUSIP	Security Description	Trade Date/ Settlement Date	Par Value	Principal Cost/ Purchased Interest	Total Cost	Yield at Cost	Maturity/ Duration	Market Price/ Market Value	Unrealized Gain/ (Loss)	% of Assets	Moody's/ S&P Rating
<b>Cash and Cash Equivalents</b>											
31846V567	First American Funds, Inc.	3/31/2025 3/31/2025	\$1,327,161.44	\$1,327,161.44	\$1,327,161.44	4.23%	0.003 0.003	\$1.00 \$1,327,161.44	\$0.00	12.52%	AAAm
<b>SubTotal</b>			<b>\$1,327,161.44</b>	<b>\$1,327,161.44</b>	<b>\$1,327,161.44</b>	<b>4.23%</b>		<b>\$1,327,161.44</b>	<b>\$0.00</b>	<b>12.52%</b>	
<b>Agency Bond</b>											
3133EMUP5	FFCB 0.710% 04/01/2025	1/23/2023 1/24/2023	\$195,000.00	\$180,082.50	\$180,082.50	4.42%	0.003 0.003	\$100.00 \$195,000.00	\$14,917.50	1.84%	Aaa AA+
3130ARMW8	FHLB 2.850% 04/28/2025	1/30/2023 1/31/2023	\$235,000.00	\$226,960.65	\$226,960.65	4.47%	0.077 0.075	\$99.86 \$234,680.40	\$7,719.75	2.21%	Aaa AA+
742651DW9	PEFCO 3.250% 06/15/2025	1/20/2023 1/23/2023	\$180,000.00	\$175,633.20	\$175,633.20	4.33%	0.208 0.206	\$99.82 \$179,676.00	\$4,042.80	1.69%	Aaa AA+
3130APGQ2	FHLB 0.875% 10/21/2025	1/30/2023 1/31/2023	\$385,000.00	\$351,220.10	\$351,220.10	4.33%	0.559 0.553	\$98.09 \$377,642.65	\$26,422.55	3.56%	Aaa AA+
3135GA3X7	FNMA 0.570% 11/17/2025	1/30/2023 1/31/2023	\$169,000.00	\$153,394.54	\$153,394.54	4.10%	0.633 0.626	\$97.65 \$165,026.81	\$11,632.27	1.56%	Aaa AA+
3130ATUC9	FHLB 4.500% 12/12/2025	1/24/2023 1/25/2023	\$170,000.00	\$172,454.80	\$172,454.80	3.96%	0.701 0.686	\$100.22 \$170,367.20	(\$2,087.60)	1.61%	Aaa AA+
3130ALVL5	FHLB 0.910% 12/30/2025	1/23/2023 1/24/2023	\$235,000.00	\$213,718.40	\$213,718.40	4.22%	0.751 0.749	\$97.48 \$229,070.95	\$15,352.55	2.16%	Aaa AA+
3133ENMH0	FFCB 1.600% 01/27/2026	1/23/2023 1/24/2023	\$107,000.00	\$98,932.20	\$98,932.20	4.30%	0.827 0.818	\$97.78 \$104,626.74	\$5,694.54	0.99%	Aaa AA+
3133EN7J3	FFCB 3.875% 02/02/2026	1/24/2023 2/2/2023	\$235,000.00	\$234,327.43	\$234,327.43	3.98%	0.844 0.827	\$99.70 \$234,297.12	(\$30.31)	2.21%	Aaa AA+
3130ANQB9	FHLB 1.500% 08/26/2026	1/30/2023 1/31/2023	\$130,000.00	\$117,477.10	\$117,477.10	4.26%	1.406 1.390	\$96.75 \$125,776.30	\$8,299.20	1.19%	Aaa AA+
3130ANX39	FHLBANKS 0.50% 09/30/2026	1/30/2023 1/31/2023	\$130,000.00	\$116,633.40	\$116,633.40	4.24%	1.501 1.490	\$96.06 \$124,871.50	\$8,238.10	1.18%	Aaa AA+
3130ANYX2	FHLB 0.900% 09/30/2026	1/30/2023 1/31/2023	\$50,000.00	\$44,253.00	\$44,253.00	4.15%	1.501 1.493	\$95.24 \$47,620.00	\$3,367.00	0.45%	Aaa AA+
3133EN7A2	FFCB 3.625% 10/26/2026	1/20/2023 1/26/2023	\$250,000.00	\$248,665.00	\$248,665.00	3.78%	1.573 1.516	\$99.38 \$248,460.00	(\$205.00)	2.34%	Aaa AA+
3130ATVE4	FHLB 4.500% 12/11/2026	1/30/2023 1/31/2023	\$205,000.00	\$209,337.80	\$209,337.80	3.90%	1.699 1.630	\$100.78 \$206,601.05	(\$2,736.75)	1.95%	Aaa AA+

## Champaign County General Fund Operating Account

**POSITION STATEMENT**

As of March 31, 2025



CUSIP	Security Description	Trade Date/ Settlement Date	Par Value	Principal Cost/ Purchased Interest	Total Cost	Yield at Cost	Maturity/ Duration	Market Price/ Market Value	Unrealized Gain/ (Loss)	% of Assets	Moody's/ S&P Rating
3130AQRH8	FHLB 2.000% 02/25/2027	1/25/2023 1/26/2023	\$305,000.00	\$282,070.10	\$282,070.10	4.02%	1.907 1.870	\$95.92 \$292,562.10	\$10,492.00	2.76%	Aaa AA+
3130AQZL0	FHLB 2.200% 03/04/2027	1/30/2023 1/31/2023	\$200,000.00	\$185,677.00	\$185,677.00	4.12%	1.926 1.892	\$96.37 \$192,740.00	\$7,063.00	1.82%	Aaa AA+
3133EN6V7	FFCB 3.625% 04/26/2027	1/20/2023 1/26/2023	\$275,000.00	\$274,120.00	\$274,120.00	3.71%	2.071 1.982	\$99.27 \$272,987.00	(\$1,133.00)	2.57%	Aaa AA+
3130ATHW0	FHLB 4.125% 09/10/2027	10/23/2024 10/24/2024	\$400,000.00	\$400,885.47	\$400,885.47	4.04%	2.447 2.343	\$100.34 \$401,358.40	\$472.93	3.79%	Aaa AA+
3133EN5N6	FFCB 4.000% 01/06/2028	1/26/2023 1/30/2023	\$235,000.00	\$238,775.51	\$238,775.51	3.64%	2.770 2.621	\$100.01 \$235,011.75	(\$3,763.76)	2.22%	Aaa AA+
<b>SubTotal</b>			<b>\$4,091,000.00</b>	<b>\$3,924,618.20</b>	<b>\$3,924,618.20</b>	<b>4.08%</b>		<b>\$4,038,375.97</b>	<b>\$113,757.77</b>	<b>38.09%</b>	
<b>Corporate Bond</b>											
14913R2Z9	Caterpillar Financial Services Corporation 3.650% 08/12/2025	1/30/2023 2/1/2023	\$235,000.00	\$230,300.00	\$230,300.00	4.49%	0.367 0.364	\$99.62 \$234,102.30	\$3,802.30	2.21%	A2 A
24422EWJ4	John Deere Capital Corporation 4.050% 09/08/2025	1/30/2023 2/1/2023	\$200,000.00	\$198,056.00	\$198,056.00	4.45%	0.441 0.436	\$99.80 \$199,600.00	\$1,544.00	1.88%	A1 A
<b>SubTotal</b>			<b>\$435,000.00</b>	<b>\$428,356.00</b>	<b>\$428,356.00</b>	<b>4.47%</b>		<b>\$433,702.30</b>	<b>\$5,346.30</b>	<b>4.09%</b>	
<b>U.S. Treasury Bond</b>											
9128286F2	UST 2.500% 02/28/2026	1/23/2023 1/24/2023	\$200,000.00	\$192,007.81	\$192,007.81	3.88%	0.915 0.910	\$98.55 \$197,109.40	\$5,101.59	1.86%	Aaa AA+
9128286L9	UST 2.250% 03/31/2026	1/23/2023 1/24/2023	\$200,000.00	\$190,617.19	\$190,617.19	3.83%	1.000 0.994	\$98.22 \$196,445.40	\$5,828.21	1.85%	Aaa AA+
9128286S4	UST 2.375% 04/30/2026	1/23/2023 1/24/2023	\$275,000.00	\$262,915.04	\$262,915.04	3.82%	1.082 1.065	\$98.22 \$270,101.70	\$7,186.66	2.55%	Aaa AA+
9128286X3	UST 2.125% 05/31/2026	1/20/2023 1/23/2023	\$275,000.00	\$261,024.41	\$261,024.41	3.75%	1.167 1.152	\$97.82 \$268,995.10	\$7,970.69	2.54%	Aaa AA+
9128287B0	UST 1.875% 06/30/2026	1/23/2023 1/24/2023	\$200,000.00	\$187,882.81	\$187,882.81	3.77%	1.249 1.237	\$97.40 \$194,804.60	\$6,921.79	1.84%	Aaa AA+
912828Y95	UST 1.875% 07/31/2026	1/30/2023 1/31/2023	\$190,000.00	\$177,887.50	\$177,887.50	3.84%	1.334 1.323	\$97.26 \$184,789.82	\$6,902.32	1.74%	Aaa AA+
91282CLQ2	UST 3.875% 10/15/2027	10/22/2024 10/23/2024	\$400,000.00	\$398,968.75 \$340.66	\$399,309.41	3.97%	2.543 2.353	\$99.88 \$399,514.80	\$546.05	3.77%	Aaa AA+

## Champaign County General Fund Operating Account

**POSITION STATEMENT**

As of March 31, 2025



CUSIP	Security Description	Trade Date/ Settlement Date	Par Value	Principal Cost/ Purchased Interest	Total Cost	Yield at Cost	Maturity/ Duration	Market Price/ Market Value	Unrealized Gain/ (Loss)	% of Assets	Moody's/ S&P Rating
9128283F5	UST 2.250% 11/15/2027	1/20/2023 1/23/2023	\$350,000.00	\$329,464.84	\$329,464.84	3.59%	2.627 2.540	\$95.88 \$335,562.50	\$6,097.66	3.17%	Aaa AA+
<b>SubTotal</b>			<b>\$2,090,000.00</b>	<b>\$2,000,768.35 \$340.66</b>	<b>\$2,001,109.01</b>	<b>3.80%</b>		<b>\$2,047,323.32</b>	<b>\$46,554.97</b>	<b>19.31%</b>	
<b>U.S. Treasury Note</b>											
91282CFE6	UST 3.125% 08/15/2025	1/20/2023 1/23/2023	\$180,000.00	\$176,414.06	\$176,414.06	3.95%	0.375 0.379	\$99.56 \$179,206.02	\$2,791.96	1.69%	Aaa AA+
91282CFK2	UST 3.500% 09/15/2025	1/20/2023 1/23/2023	\$175,000.00	\$173,181.64	\$173,181.64	3.92%	0.460 0.457	\$99.68 \$174,432.48	\$1,250.84	1.65%	Aaa AA+
9128285C0	UST 3.000% 09/30/2025	1/20/2023 1/23/2023	\$150,000.00	\$146,537.11	\$146,537.11	3.91%	0.501 0.500	\$99.39 \$149,091.75	\$2,554.64	1.41%	Aaa AA+
912828YQ7	UST 1.625% 10/31/2026	1/23/2023 1/24/2023	\$200,000.00	\$185,148.44	\$185,148.44	3.76%	1.586 1.558	\$96.44 \$192,875.00	\$7,726.56	1.82%	Aaa AA+
912828U24	UST 2.000% 11/15/2026	1/20/2023 1/23/2023	\$200,000.00	\$188,085.94	\$188,085.94	3.69%	1.627 1.594	\$96.93 \$193,859.40	\$5,773.46	1.83%	Aaa AA+
91282CEN7	UST 2.750% 04/30/2027	1/20/2023 1/23/2023	\$150,000.00	\$144,767.58	\$144,767.58	3.64%	2.082 2.015	\$97.68 \$146,519.55	\$1,751.97	1.38%	Aaa AA+
912828X88	UST 2.375% 05/15/2027	1/20/2023 1/23/2023	\$300,000.00	\$285,023.44	\$285,023.44	3.64%	2.123 2.065	\$96.84 \$290,531.40	\$5,507.96	2.74%	Aaa AA+
91282CET4	UST 2.625% 05/31/2027	1/20/2023 1/23/2023	\$225,000.00	\$216,000.00	\$216,000.00	3.63%	2.167 2.102	\$97.31 \$218,949.53	\$2,949.53	2.07%	Aaa AA+
91282CEW7	UST 3.250% 06/30/2027	1/20/2023 1/23/2023	\$255,000.00	\$251,105.28	\$251,105.28	3.63%	2.249 2.172	\$98.60 \$251,434.08	\$328.80	2.37%	Aaa AA+
91282CKZ3	UST 4.375% 07/15/2027	10/22/2024 10/23/2024	\$275,000.00	\$277,717.77	\$277,717.77	3.99%	2.290 2.189	\$100.99 \$277,729.10	\$11.33	2.62%	Aaa AA+
91282CFB2	UST 2.750% 07/31/2027	1/20/2023 1/23/2023	\$175,000.00	\$168,786.13	\$168,786.13	3.61%	2.334 2.269	\$97.41 \$170,460.85	\$1,674.72	1.61%	Aaa AA+
9128282R0	UST 2.250% 08/15/2027	1/20/2023 1/23/2023	\$275,000.00	\$259,541.99	\$259,541.99	3.60%	2.375 2.322	\$96.26 \$264,708.95	\$5,166.96	2.50%	Aaa AA+
91282CFH9	UST 3.125% 08/31/2027	1/20/2023 1/23/2023	\$250,000.00	\$245,097.66	\$245,097.66	3.59%	2.419 2.339	\$98.16 \$245,410.25	\$312.59	2.31%	Aaa AA+

**POSITION STATEMENT**

As of March 31, 2025



CUSIP	Security Description	Trade Date/ Settlement Date	Par Value	Principal Cost/ Purchased Interest	Total Cost	Yield at Cost	Maturity/ Duration	Market Price/ Market Value	Unrealized Gain/ (Loss)	% of Assets	Moody's/ S&P Rating
SubTotal			\$2,810,000.00	\$2,717,407.04	\$2,717,407.04	3.72%		\$2,755,208.36	\$37,801.32	25.99%	
Grand Total			\$10,753,161.44	\$10,398,311.03 \$340.66	\$10,398,651.69	3.97%		\$10,601,771.39	\$203,460.36	100.00%	



**TRANSACTION STATEMENT**

As of March 31, 2025

Transaction Type	Trade Date	Settlement Date	CUSIP	Security Description	Par Value	Principal Cost	Total Proceeds	Realized Gain/Loss
<b>Maturity</b>								
Maturity	3/15/2025	3/15/2025	91282CED9	UST 1.750% 03/15/2025	200,000.00	193,539.06	200,000.00	6,460.94
<b>Total</b>					<b>200,000.00</b>	<b>193,539.06</b>	<b>200,000.00</b>	<b>6,460.94</b>

Transaction Type	Payment Date	Settlement Date	CUSIP	Security Description	Interest Received
<b>Interest/Dividends</b>					
Interest/Dividends	3/3/2025	3/3/2025	31846V567	First American Funds, Inc.	3,222.98
Interest/Dividends	3/4/2025	3/4/2025	3130AQZL0	FHLB 2.200% 03/04/2027	2,200.00
Interest/Dividends	3/10/2025	3/10/2025	24422EWJ4	John Deere Capital Corporation 4.050% 09/08/2025	4,050.00
Interest/Dividends	3/10/2025	3/10/2025	3130ATHW0	FHLB 4.125% 09/10/2027	8,250.00
Interest/Dividends	3/17/2025	3/17/2025	91282CED9	UST 1.750% 03/15/2025	1,750.00
Interest/Dividends	3/17/2025	3/17/2025	91282CFK2	UST 3.500% 09/15/2025	3,062.50
Interest/Dividends	3/31/2025	3/31/2025	9128286L9	UST 2.250% 03/31/2026	2,250.00
Interest/Dividends	3/31/2025	3/31/2025	9128285C0	UST 3.000% 09/30/2025	2,250.00
Interest/Dividends	3/31/2025	3/31/2025	3130ANYX2	FHLB 0.900% 09/30/2026	225.00
Interest/Dividends	3/31/2025	3/31/2025	3130ALVL5	FHLB 0.910% 12/30/2025	1,069.25
Interest/Dividends	3/31/2025	3/31/2025	3130ANX39	FHLBANKS 0.50% 09/30/2026	812.50
<b>Total</b>					<b>29,142.23</b>

Champaign County General Fund Operating Account

**TRANSACTION STATEMENT**

As of March 31, 2025



Transaction Type	Trade Date	Settlement Date	Transaction Description	Amount
Custodian Fee				
Custodian Fee	3/25/2025	3/25/2025	Cash Out	(65.63)
Total				(65.63)
Management Fee				
Management Fee	3/19/2025	3/19/2025	Cash Out	(726.60)
Total				(726.60)

**STATEMENT DISCLOSURE**

As of March 31, 2025



Meeder provides monthly statements for its investment management clients to provide information about the investment portfolio. The information should not be used for audit or confirmation purposes. Please review your custodial statements and report any inaccuracies or discrepancies.

Certain information and data has been supplied by unaffiliated third parties. Although Meeder believes the information is reliable, it cannot warrant the accuracy of information offered by third parties. Market value may reflect prices received from pricing vendors when current market quotations are not available. Prices may not reflect firm bids or offers and may differ from the value at which the security can be sold.

Statements may include positions from unmanaged accounts provided for reporting purposes. Unmanaged accounts are managed directly by the client and are not included in the accounts managed by the investment adviser. This information is provided as a client convenience and the investment adviser assumes no responsibility for performance of these accounts or the accuracy of the data reported.

**Investing involves risk. Past performance is no guarantee of future results. Debt and fixed income securities are subject to credit and interest rate risk. The investment return and principal value of an investment will fluctuate so that an investors shares, when redeemed, may be worth more or less than their original cost. Current performance may be lower or higher than the performance data quoted.**

Meeder Investment Management is the global brand for the Meeder group of affiliated companies. Investment advisory services are provided through Meeder Public Funds, Inc. Please contact us if you would like to receive a copy of our current ADV disclosure brochure or privacy policy.



## **Champaign County Trust and Agency**

Monthly Investment Report  
March 31, 2025

**Your Investment Representative:**

Scott Gruber  
(614) 923-1152  
[sgruber@meederinvestment.com](mailto:sgruber@meederinvestment.com)

For questions about your account please contact your investment representative or contact [publicfundsoperations@meederinvestment.com](mailto:publicfundsoperations@meederinvestment.com)  
**Dublin, Ohio | Lansing, Michigan | Long Beach, California | Austin, Texas | 866-633-3371 | [www.meederpublicfunds.com](http://www.meederpublicfunds.com)**

**PORTFOLIO SUMMARY**

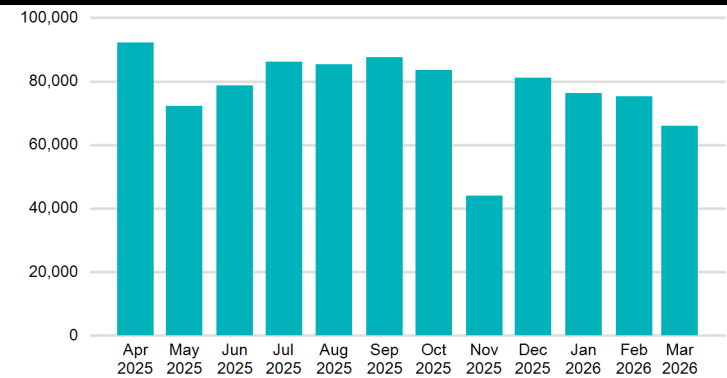
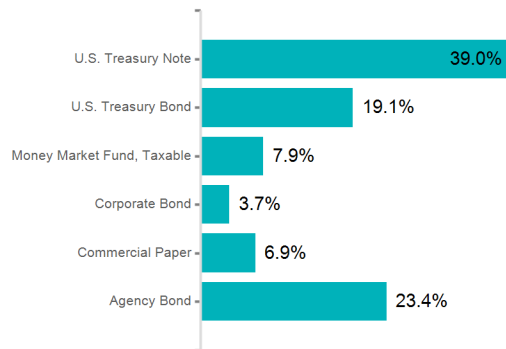
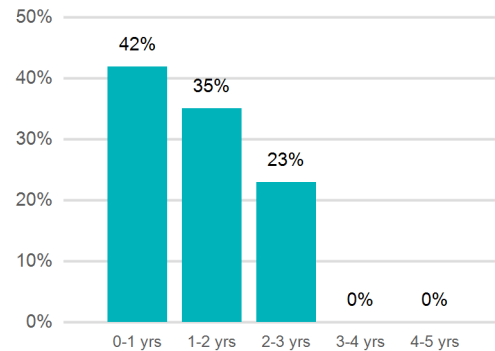
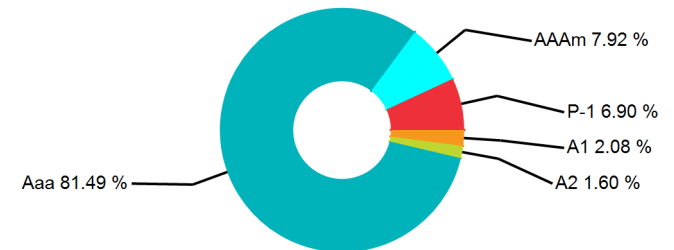
As of March 31, 2025

**MONTHLY RECONCILIATION**

<b>Beginning Book Value</b>	<b>27,510,441.73</b>
Contributions	
Withdrawals	
Prior Month Management Fees	(1,917.60)
Prior Month Custodian Fees	(173.22)
Realized Gains/Losses	37,010.72
Gross Interest Earnings	78,818.15
<b>Ending Book Value</b>	<b>27,624,179.78</b>

**PORTFOLIO CHARACTERISTICS**

Portfolio Yield to Maturity	4.08%
Portfolio Effective Duration	1.22 yrs
Weighted Average Maturity	1.26 yrs

**PROJECTED MONTHLY INCOME SCHEDULE****SECTOR ALLOCATION****MATURITY DISTRIBUTION****CREDIT QUALITY**

Champaign County Trust and Agency  
**PROJECTED INCOME SCHEDULE**  
As of March 31, 2025



CUSIP	SECURITY DESCRIPTION	Apr 2025	May 2025	Jun 2025	Jul 2025	Aug 2025	Sep 2025	Oct 2025	Nov 2025	Dec 2025	Jan 2026	Feb 2026	Mar 2026
14913R2Z9	Caterpillar Financial Services Corporation 3.650% 08/12/2025					17,213							
22533TUR5	Credit Agricole Corporate and Investment Bank 07/25/2025				16,463								
24422EWJ4	John Deere Capital Corporation 4.050% 09/08/2025						11,538						
3130ALCE2	FHLB 0.920% 02/26/2027					3,404						3,404	
3130ALVL5	FHLB 0.910% 12/30/2025						2,048			41,776			
3130ANQB9	FHLB 1.500% 08/26/2026					1,463						1,950	
3130ANX39	FHLBANKS 0.50% 09/30/2026						488						488
3130APGQ2	FHLB 0.875% 10/21/2025	1,728						36,385					
3130AQRH8	FHLB 2.000% 02/25/2027					5,750						5,750	
3130AQZL0	FHLB 2.200% 03/04/2027						3,135						3,135
3130ARMW8	FHLB 2.850% 04/28/2025	16,961											
3130ATUC9	FHLB 4.500% 12/12/2025			7,425						2,660			
3130ATVE4	FHLB 4.500% 12/11/2026			4,838						4,838			
3130AYQH2	FHLB 4.500% 07/30/2025				7,476								
3133EMUP5	FFCB 0.710% 04/01/2025	16,010											
3133EN5N6	FFCB 4.000% 01/06/2028				9,000						9,000		
3133EN6V7	FFCB 3.625% 04/26/2027	4,531						4,531					
3133EN7A2	FFCB 3.625% 10/26/2026	7,250						7,250					
3133EN7J3	FFCB 3.875% 02/02/2026					8,719						10,007	
3133ENMH0	FFCB 1.600% 01/27/2026				1,264						13,177		
3133EPC37	FFCB 4.875% 11/13/2025		12,188						8,825				
46625HQQW3	JPMorgan Chase & Co. 3.300% 04/01/2026	3,300						3,300					

Champaign County Trust and Agency  
**PROJECTED INCOME SCHEDULE**  
 As of March 31, 2025



CUSIP	SECURITY DESCRIPTION	Apr 2025	May 2025	Jun 2025	Jul 2025	Aug 2025	Sep 2025	Oct 2025	Nov 2025	Dec 2025	Jan 2026	Feb 2026	Mar 2026
62479LRU1	MUFG Bank, Ltd. 04/28/2025	10,227											
62479LTW5	MUFG Bank, Ltd. 06/30/2025			15,006									
742651DW9	PEFCO 3.250% 06/15/2025			7,697									
8923A0ST1	Toyota Credit de Puerto Rico Corp. 05/27/2025		13,125										
9128282R0	UST 2.250% 08/15/2027					7,313						7,313	
9128283F5	UST 2.250% 11/15/2027		3,375						3,375				
9128285C0	UST 3.000% 09/30/2025						11,426						
9128286F2	UST 2.500% 02/28/2026					6,250						23,215	
9128286L9	UST 2.250% 03/31/2026						3,375						17,449
9128286S4	UST 2.375% 04/30/2026	5,938						5,938					
9128286X3	UST 2.125% 05/31/2026		5,313						5,313				
9128287B0	UST 1.875% 06/30/2026			3,516						3,516			
912828U24	UST 2.000% 11/15/2026		7,000						7,000				
912828X88	UST 2.375% 05/15/2027		5,938						5,938				
912828Y95	UST 1.875% 07/31/2026				2,672						2,672		
912828YQ7	UST 1.625% 10/31/2026	3,047						3,047					
91282CEN7	UST 2.750% 04/30/2027	9,625						9,625					
91282CEQ0	UST 2.750% 05/15/2025		11,391										
91282CET4	UST 2.625% 05/31/2027		5,906						5,906				
91282CEU1	UST 2.875% 06/15/2025			11,972									
91282CEW7	UST 3.250% 06/30/2027			11,375						11,375			
91282CFB2	UST 2.750% 07/31/2027				11,688						11,688		
91282CFE6	UST 3.125% 08/15/2025					11,553							
91282CFH9	UST 3.125% 08/31/2027					4,688						4,688	

Champaign County Trust and Agency  
**PROJECTED INCOME SCHEDULE**  
As of March 31, 2025



CUSIP	SECURITY DESCRIPTION	Apr 2025	May 2025	Jun 2025	Jul 2025	Aug 2025	Sep 2025	Oct 2025	Nov 2025	Dec 2025	Jan 2026	Feb 2026	Mar 2026
91282CFK2	UST 3.500% 09/15/2025						8,367						
91282CFM8	UST 4.125% 09/30/2027						14,334						14,334
91282CFW6	UST 4.500% 11/15/2025		4,500						4,078				
91282CGE5	UST 3.875% 01/15/2026				9,688						11,699		
91282CGR6	UST 4.625% 03/15/2026						9,250						7,016
91282CHB0	UST 3.625% 05/15/2026		3,625						3,625				
91282CHH7	UST 4.125% 06/15/2026			6,188						6,188			
91282CHM6	UST 4.500% 07/15/2026				9,000						9,000		
91282CHU8	UST 4.375% 08/15/2026					10,828						10,828	
91282CJP7	UST 4.375% 12/15/2026			10,719						10,719			
91282CJT9	UST 4.000% 01/15/2027				19,000						19,000		
91282CKA8	UST 4.125% 02/15/2027					8,147						8,147	
91282CKE0	UST 4.250% 03/15/2027						14,875						14,875
91282CLP4	UST 3.500% 09/30/2026						8,750						8,750
91282CLQ2	UST 3.875% 10/15/2027	13,563						13,563					
<b>TOTAL</b>		<b>92,179</b>	<b>72,359</b>	<b>78,734</b>	<b>86,249</b>	<b>85,325</b>	<b>87,586</b>	<b>83,639</b>	<b>44,059</b>	<b>81,070</b>	<b>76,236</b>	<b>75,300</b>	<b>66,047</b>



**POSITION STATEMENT**

As of March 31, 2025

CUSIP	Security Description	Trade Date/ Settlement Date	Par Value	Principal Cost/ Purchased Interest	Total Cost	Yield at Cost	Maturity/ Duration	Market Price/ Market Value	Unrealized Gain/ (Loss)	% of Assets	Moody's/ S&P Rating
<b>Cash and Cash Equivalents</b>											
31846V567	First American Funds, Inc.	3/31/2025 3/31/2025	\$2,217,254.84	\$2,217,254.84	\$2,217,254.84	4.23%	0.003 0.003	\$1.00 \$2,217,254.84	\$0.00	7.92%	AAAm
<b>SubTotal</b>			<b>\$2,217,254.84</b>	<b>\$2,217,254.84</b>	<b>\$2,217,254.84</b>	<b>4.23%</b>		<b>\$2,217,254.84</b>	<b>\$0.00</b>	<b>7.92%</b>	
<b>Agency Bond</b>											
3133EMUP5	FFCB 0.710% 04/01/2025	1/23/2023 1/24/2023	\$200,000.00	\$184,700.00	\$184,700.00	4.42%	0.003 0.003	\$100.00 \$200,000.00	\$15,300.00	0.71%	Aaa AA+
3130ARMW8	FHLB 2.850% 04/28/2025	1/30/2023 1/31/2023	\$350,000.00	\$338,026.50	\$338,026.50	4.47%	0.077 0.075	\$99.86 \$349,524.00	\$11,497.50	1.25%	Aaa AA+
742651DW9	PEFCO 3.250% 06/15/2025	1/20/2023 1/23/2023	\$190,000.00	\$185,390.60	\$185,390.60	4.33%	0.208 0.206	\$99.82 \$189,658.00	\$4,267.40	0.68%	Aaa AA+
3130AYQH2	FHLB 4.500% 07/30/2025	1/26/2024 1/30/2024	\$325,000.00	\$324,836.53	\$324,836.53	4.54%	0.332 0.333	\$100.03 \$325,084.50	\$247.97	1.16%	Aaa AA+
3130APGQ2	FHLB 0.875% 10/21/2025	1/30/2023 1/31/2023	\$395,000.00	\$360,342.70	\$360,342.70	4.33%	0.559 0.553	\$98.09 \$387,451.55	\$27,108.85	1.38%	Aaa AA+
3133EPC37	FFCB 4.875% 11/13/2025	8/7/2024 8/8/2024	\$500,000.00	\$503,362.74	\$503,362.74	4.32%	0.622 0.605	\$100.34 \$501,695.50	(\$1,667.24)	1.79%	Aaa AA+
3130ATUC9	FHLB 4.500% 12/12/2025	1/24/2023 1/25/2023	\$330,000.00	\$334,765.20	\$334,765.20	3.96%	0.701 0.686	\$100.22 \$330,712.80	(\$4,052.40)	1.18%	Aaa AA+
3130ALVL5	FHLB 0.910% 12/30/2025	1/23/2023 1/24/2023	\$450,000.00	\$409,248.00	\$409,248.00	4.22%	0.751 0.749	\$97.48 \$438,646.50	\$29,398.50	1.57%	Aaa AA+
3133ENMH0	FFCB 1.600% 01/27/2026	1/23/2023 1/24/2023	\$158,000.00	\$146,086.80	\$146,086.80	4.30%	0.827 0.818	\$97.78 \$154,495.56	\$8,408.76	0.55%	Aaa AA+
3133EN7J3	FFCB 3.875% 02/02/2026	1/24/2023 2/2/2023	\$450,000.00	\$448,712.10	\$448,712.10	3.98%	0.844 0.827	\$99.70 \$448,654.05	(\$58.05)	1.60%	Aaa AA+
3130ANQB9	FHLB 1.500% 08/26/2026	1/30/2023 1/31/2023	\$195,000.00	\$176,215.65	\$176,215.65	4.26%	1.406 1.390	\$96.75 \$188,664.45	\$12,448.80	0.67%	Aaa AA+
3130ANX39	FHLBANKS 0.50% 09/30/2026	1/30/2023 1/31/2023	\$195,000.00	\$174,950.10	\$174,950.10	4.24%	1.501 1.490	\$96.06 \$187,307.25	\$12,357.15	0.67%	Aaa AA+
3133EN7A2	FFCB 3.625% 10/26/2026	1/20/2023 1/26/2023	\$400,000.00	\$397,864.00	\$397,864.00	3.78%	1.573 1.516	\$99.38 \$397,536.00	(\$328.00)	1.42%	Aaa AA+
3130ATVE4	FHLB 4.500% 12/11/2026	1/30/2023 1/31/2023	\$215,000.00	\$219,549.40	\$219,549.40	3.90%	1.699 1.630	\$100.78 \$216,679.15	(\$2,870.25)	0.77%	Aaa AA+

**POSITION STATEMENT**

As of March 31, 2025

CUSIP	Security Description	Trade Date/ Settlement Date	Par Value	Principal Cost/ Purchased Interest	Total Cost	Yield at Cost	Maturity/ Duration	Market Price/ Market Value	Unrealized Gain/ (Loss)	% of Assets	Moody's/ S&P Rating
3130AQRH8	FHLB 2.000% 02/25/2027	1/25/2023 1/26/2023	\$575,000.00	\$531,771.50	\$531,771.50	4.02%	1.907 1.870	\$95.92 \$551,551.50	\$19,780.00	1.97%	Aaa AA+
3130ALCE2	FHLB 0.920% 02/26/2027	10/25/2024 10/28/2024	\$740,000.00	\$688,059.40	\$688,059.40	4.11%	1.910 1.889	\$94.08 \$696,206.80	\$8,147.40	2.49%	Aaa AA+
3130AQZL0	FHLB 2.200% 03/04/2027	1/30/2023 1/31/2023	\$285,000.00	\$264,589.73	\$264,589.73	4.12%	1.926 1.892	\$96.37 \$274,654.50	\$10,064.77	0.98%	Aaa AA+
3133EN6V7	FFCB 3.625% 04/26/2027	1/20/2023 1/26/2023	\$250,000.00	\$249,200.00	\$249,200.00	3.71%	2.071 1.982	\$99.27 \$248,170.00	(\$1,030.00)	0.89%	Aaa AA+
3133EN5N6	FFCB 4.000% 01/06/2028	1/26/2023 1/30/2023	\$450,000.00	\$457,229.70	\$457,229.70	3.64%	2.770 2.621	\$100.01 \$450,022.50	(\$7,207.20)	1.61%	Aaa AA+
<b>SubTotal</b>			<b>\$6,653,000.00</b>	<b>\$6,394,900.65</b>	<b>\$6,394,900.65</b>	<b>4.13%</b>		<b>\$6,536,714.61</b>	<b>\$141,813.96</b>	<b>23.36%</b>	
<b>Commercial Paper</b>											
62479LRU1	MUFG Bank, Ltd. 04/28/2025	10/29/2024 10/29/2024	\$450,000.00	\$439,773.50	\$439,773.50	4.63%	0.077 0.078	\$99.62 \$448,285.50	\$8,512.00	1.60%	P-1 A-1
8923A0ST1	Toyota Credit de Puerto Rico Corp. 05/27/2025	10/29/2024 10/29/2024	\$500,000.00	\$486,875.00	\$486,875.00	4.62%	0.156 0.158	\$99.26 \$496,312.50	\$9,437.50	1.77%	P-1 A-1+
62479LTW5	MUFG Bank, Ltd. 06/30/2025	10/28/2024 10/28/2024	\$500,000.00	\$484,993.75	\$484,993.75	4.55%	0.249 0.253	\$98.86 \$494,299.50	\$9,305.75	1.77%	P-1 A-1
22533TUR5	Credit Agricole Corporate and Investment Bank 07/25/2025	10/28/2024 10/28/2024	\$500,000.00	\$483,537.50	\$483,537.50	4.54%	0.318 0.322	\$98.56 \$492,805.50	\$9,268.00	1.76%	P-1 A-1
<b>SubTotal</b>			<b>\$1,950,000.00</b>	<b>\$1,895,179.75</b>	<b>\$1,895,179.75</b>	<b>4.58%</b>		<b>\$1,931,703.00</b>	<b>\$36,523.25</b>	<b>6.90%</b>	
<b>Corporate Bond</b>											
14913R2Z9	Caterpillar Financial Services Corporation 3.650% 08/12/2025	1/30/2023 2/1/2023	\$450,000.00	\$441,000.00	\$441,000.00	4.49%	0.367 0.364	\$99.62 \$448,281.00	\$7,281.00	1.60%	A2 A
24422EWJ4	John Deere Capital Corporation 4.050% 09/08/2025	1/30/2023 2/1/2023	\$385,000.00	\$381,257.80	\$381,257.80	4.45%	0.441 0.436	\$99.80 \$384,230.00	\$2,972.20	1.37%	A1 A

**POSITION STATEMENT**

As of March 31, 2025

CUSIP	Security Description	Trade Date/ Settlement Date	Par Value	Principal Cost/ Purchased Interest	Total Cost	Yield at Cost	Maturity/ Duration	Market Price/ Market Value	Unrealized Gain/ (Loss)	% of Assets	Moody's/ S&P Rating
46625HQW3	JPMorgan Chase & Co. 3.300% 04/01/2026	8/14/2024 8/15/2024	\$200,000.00	\$196,084.00	\$196,084.00	4.56%	1.003	\$98.93 \$197,858.59	\$1,774.59	0.71%	A1 A
<b>SubTotal</b>			<b>\$1,035,000.00</b>	<b>\$1,018,341.80</b>	<b>\$1,018,341.80</b>	<b>4.51%</b>		<b>\$1,030,369.59</b>	<b>\$12,027.79</b>	<b>3.68%</b>	
<b>U.S. Treasury Bond</b>											
91282CEQ0	UST 2.750% 05/15/2025	12/28/2023 12/29/2023	\$300,000.00	\$292,734.38	\$292,734.38	4.58%	0.123 0.124	\$99.79 \$299,366.10	\$6,631.72	1.07%	Aaa AA+
9128286F2	UST 2.500% 02/28/2026	1/23/2023 1/24/2023	\$300,000.00	\$288,011.72	\$288,011.72	3.88%	0.915 0.910	\$98.55 \$295,664.10	\$7,652.38	1.06%	Aaa AA+
9128286F2	UST 2.500% 02/28/2026	8/9/2024 8/12/2024	\$200,000.00	\$195,023.44	\$195,023.44	4.17%	0.915 0.910	\$98.55 \$197,109.40	\$2,085.96	0.70%	Aaa AA+
9128286L9	UST 2.250% 03/31/2026	1/23/2023 1/24/2023	\$300,000.00	\$285,925.78	\$285,925.78	3.83%	1.000 0.994	\$98.22 \$294,668.10	\$8,742.32	1.05%	Aaa AA+
9128286S4	UST 2.375% 04/30/2026	1/23/2023 1/24/2023	\$300,000.00	\$286,816.41	\$286,816.41	3.82%	1.082 1.065	\$98.22 \$294,656.40	\$7,839.99	1.05%	Aaa AA+
9128286S4	UST 2.375% 04/30/2026	8/9/2024 8/12/2024	\$200,000.00	\$194,312.50	\$194,312.50	4.11%	1.082 1.065	\$98.22 \$196,437.60	\$2,125.10	0.70%	Aaa AA+
9128286X3	UST 2.125% 05/31/2026	1/20/2023 1/23/2023	\$300,000.00	\$284,753.91	\$284,753.91	3.75%	1.167 1.152	\$97.82 \$293,449.20	\$8,695.29	1.05%	Aaa AA+
9128286X3	UST 2.125% 05/31/2026	8/9/2024 8/12/2024	\$200,000.00	\$193,328.13	\$193,328.13	4.06%	1.167 1.152	\$97.82 \$195,632.80	\$2,304.67	0.70%	Aaa AA+
9128287B0	UST 1.875% 06/30/2026	1/23/2023 1/24/2023	\$375,000.00	\$352,280.27	\$352,280.27	3.77%	1.249 1.237	\$97.40 \$365,258.63	\$12,978.36	1.31%	Aaa AA+
912828Y95	UST 1.875% 07/31/2026	1/30/2023 1/31/2023	\$285,000.00	\$266,831.25	\$266,831.25	3.84%	1.334 1.323	\$97.26 \$277,184.73	\$10,353.48	0.99%	Aaa AA+
91282CJT9	UST 4.000% 01/15/2027	8/12/2024 8/13/2024	\$500,000.00	\$500,878.90	\$500,878.90	3.92%	1.795 1.701	\$100.07 \$500,373.50	(\$505.40)	1.79%	Aaa AA+
91282CJT9	UST 4.000% 01/15/2027	10/25/2024 10/28/2024	\$450,000.00	\$449,894.53	\$449,894.53	4.01%	1.795 1.701	\$100.07 \$450,336.15	\$441.62	1.61%	Aaa AA+
91282CKE0	UST 4.250% 03/15/2027	10/25/2024 10/28/2024	\$700,000.00	\$703,226.56	\$703,226.56	4.04%	1.956 1.895	\$100.59 \$704,096.40	\$869.84	2.52%	Aaa AA+
91282CLQ2	UST 3.875% 10/15/2027	10/25/2024 10/28/2024	\$700,000.00	\$697,074.22 \$968.75	\$698,042.97	4.03%	2.543 2.353	\$99.88 \$699,150.90	\$2,076.68	2.50%	Aaa AA+

**POSITION STATEMENT**

As of March 31, 2025

CUSIP	Security Description	Trade Date/ Settlement Date	Par Value	Principal Cost/ Purchased Interest	Total Cost	Yield at Cost	Maturity/ Duration	Market Price/ Market Value	Unrealized Gain/ (Loss)	% of Assets	Moody's/ S&P Rating
9128283F5	UST 2.250% 11/15/2027	1/20/2023 1/23/2023	\$300,000.00	\$282,398.44	\$282,398.44	3.59%	2.627 2.540	\$95.88 \$287,625.00	\$5,226.56	1.03%	Aaa AA+
<b>SubTotal</b>			<b>\$5,410,000.00</b>	<b>\$5,273,490.44 \$968.75</b>	<b>\$5,274,459.19</b>	<b>3.96%</b>		<b>\$5,351,009.01</b>	<b>\$77,518.57</b>	<b>19.12%</b>	
<b>U.S. Treasury Note</b>											
91282CEU1	UST 2.875% 06/15/2025	1/26/2024 1/30/2024	\$325,000.00	\$317,700.20	\$317,700.20	4.58%	0.208 0.209	\$99.69 \$323,993.48	\$6,293.28	1.16%	Aaa AA+
91282CFE6	UST 3.125% 08/15/2025	1/20/2023 1/23/2023	\$325,000.00	\$318,525.39	\$318,525.39	3.95%	0.375 0.379	\$99.56 \$323,566.43	\$5,041.04	1.16%	Aaa AA+
91282CFK2	UST 3.500% 09/15/2025	1/20/2023 1/23/2023	\$300,000.00	\$296,882.81	\$296,882.81	3.92%	0.460 0.457	\$99.68 \$299,027.10	\$2,144.29	1.07%	Aaa AA+
9128285C0	UST 3.000% 09/30/2025	1/20/2023 1/23/2023	\$300,000.00	\$293,074.22	\$293,074.22	3.91%	0.501 0.500	\$99.39 \$298,183.50	\$5,109.28	1.07%	Aaa AA+
91282CFW6	UST 4.500% 11/15/2025	10/25/2024 10/28/2024	\$200,000.00	\$200,421.88	\$200,421.88	4.29%	0.627 0.613	\$100.18 \$200,367.20	(\$54.68)	0.72%	Aaa AA+
91282CGE5	UST 3.875% 01/15/2026	10/25/2024 10/28/2024	\$500,000.00	\$497,988.28	\$497,988.28	4.21%	0.795 0.783	\$99.82 \$499,082.00	\$1,093.72	1.78%	Aaa AA+
91282CGR6	UST 4.625% 03/15/2026	10/25/2024 10/28/2024	\$400,000.00	\$402,234.37	\$402,234.37	4.20%	0.956 0.945	\$100.49 \$401,979.60	(\$254.77)	1.44%	Aaa AA+
91282CHB0	UST 3.625% 05/15/2026	10/25/2024 10/28/2024	\$200,000.00	\$198,414.06	\$198,414.06	4.16%	1.123 1.098	\$99.53 \$199,062.40	\$648.34	0.71%	Aaa AA+
91282CHH7	UST 4.125% 06/15/2026	10/25/2024 10/28/2024	\$300,000.00	\$299,859.37	\$299,859.37	4.15%	1.208 1.179	\$100.13 \$300,375.00	\$515.63	1.07%	Aaa AA+
91282CHM6	UST 4.500% 07/15/2026	10/30/2024 10/31/2024	\$400,000.00	\$402,187.50	\$402,187.50	4.16%	1.290 1.260	\$100.60 \$402,398.00	\$210.50	1.44%	Aaa AA+
91282CHU8	UST 4.375% 08/15/2026	10/25/2024 10/28/2024	\$495,000.00	\$497,146.29	\$497,146.29	4.12%	1.375 1.347	\$100.50 \$497,486.39	\$340.10	1.78%	Aaa AA+
91282CLP4	UST 3.500% 09/30/2026	10/25/2024 10/28/2024	\$500,000.00	\$494,414.07	\$494,414.07	4.11%	1.501 1.446	\$99.32 \$496,601.50	\$2,187.43	1.77%	Aaa AA+
912828YQ7	UST 1.625% 10/31/2026	1/23/2023 1/24/2023	\$375,000.00	\$347,153.31	\$347,153.31	3.76%	1.586 1.558	\$96.44 \$361,640.63	\$14,487.32	1.29%	Aaa AA+
912828U24	UST 2.000% 11/15/2026	1/20/2023 1/23/2023	\$300,000.00	\$282,128.91	\$282,128.91	3.69%	1.627 1.594	\$96.93 \$290,789.10	\$8,660.19	1.04%	Aaa AA+
912828U24	UST 2.000% 11/15/2026	10/25/2024 10/28/2024	\$400,000.00	\$384,312.50	\$384,312.50	4.01%	1.627 1.594	\$96.93 \$387,718.80	\$3,406.30	1.39%	Aaa AA+

**POSITION STATEMENT**

As of March 31, 2025

CUSIP	Security Description	Trade Date/ Settlement Date	Par Value	Principal Cost/ Purchased Interest	Total Cost	Yield at Cost	Maturity/ Duration	Market Price/ Market Value	Unrealized Gain/ (Loss)	% of Assets	Moody's/ S&P Rating
91282CJP7	UST 4.375% 12/15/2026	10/25/2024 10/28/2024	\$490,000.00	\$493,024.21	\$493,024.21	4.07%	1.710 1.646	\$100.68 \$493,311.42	\$287.21	1.76%	Aaa AA+
91282CKA8	UST 4.125% 02/15/2027	10/25/2024 10/28/2024	\$395,000.00	\$395,648.05	\$395,648.05	4.05%	1.880 1.819	\$100.33 \$396,290.86	\$642.81	1.42%	Aaa AA+
91282CEN7	UST 2.750% 04/30/2027	10/25/2024 10/28/2024	\$350,000.00	\$339,732.42	\$339,732.42	3.99%	2.082 2.015	\$97.68 \$341,878.95	\$2,146.53	1.22%	Aaa AA+
91282CEN7	UST 2.750% 04/30/2027	1/20/2023 1/23/2023	\$350,000.00	\$337,791.01	\$337,791.01	3.64%	2.082 2.015	\$97.68 \$341,878.95	\$4,087.94	1.22%	Aaa AA+
912828X88	UST 2.375% 05/15/2027	1/20/2023 1/23/2023	\$350,000.00	\$332,527.34	\$332,527.34	3.64%	2.123 2.065	\$96.84 \$338,953.30	\$6,425.96	1.21%	Aaa AA+
912828X88	UST 2.375% 05/15/2027	10/25/2024 10/28/2024	\$150,000.00	\$144,140.63	\$144,140.63	4.00%	2.123 2.065	\$96.84 \$145,265.70	\$1,125.07	0.52%	Aaa AA+
91282CET4	UST 2.625% 05/31/2027	1/20/2023 1/23/2023	\$450,000.00	\$432,000.00	\$432,000.00	3.63%	2.167 2.102	\$97.31 \$437,899.05	\$5,899.05	1.57%	Aaa AA+
91282CEW7	UST 3.250% 06/30/2027	10/25/2024 10/28/2024	\$400,000.00	\$392,640.63	\$392,640.63	3.98%	2.249 2.172	\$98.60 \$394,406.40	\$1,765.77	1.41%	Aaa AA+
91282CEW7	UST 3.250% 06/30/2027	1/20/2023 1/23/2023	\$300,000.00	\$295,417.97	\$295,417.97	3.63%	2.249 2.172	\$98.60 \$295,804.80	\$386.83	1.06%	Aaa AA+
91282CFB2	UST 2.750% 07/31/2027	10/25/2024 10/28/2024	\$450,000.00	\$435,515.63	\$435,515.63	3.99%	2.334 2.269	\$97.41 \$438,327.90	\$2,812.27	1.57%	Aaa AA+
91282CFB2	UST 2.750% 07/31/2027	1/20/2023 1/23/2023	\$400,000.00	\$385,796.87	\$385,796.87	3.61%	2.334 2.269	\$97.41 \$389,624.80	\$3,827.93	1.39%	Aaa AA+
9128282R0	UST 2.250% 08/15/2027	1/20/2023 1/23/2023	\$300,000.00	\$283,136.72	\$283,136.72	3.60%	2.375 2.322	\$96.26 \$288,773.40	\$5,636.68	1.03%	Aaa AA+
9128282R0	UST 2.250% 08/15/2027	10/25/2024 10/28/2024	\$350,000.00	\$333,962.89	\$333,962.89	4.00%	2.375 2.322	\$96.26 \$336,902.30	\$2,939.41	1.20%	Aaa AA+
91282CFH9	UST 3.125% 08/31/2027	1/20/2023 1/23/2023	\$300,000.00	\$294,117.19	\$294,117.19	3.59%	2.419 2.339	\$98.16 \$294,492.30	\$375.11	1.05%	Aaa AA+
91282CFM8	UST 4.125% 09/30/2027	10/25/2024 10/28/2024	\$695,000.00	\$697,117.58	\$697,117.58	4.01%	2.501 2.401	\$100.53 \$698,692.54	\$1,574.96	2.50%	Aaa AA+
<b>SubTotal</b>			<b>\$11,050,000.00</b>	<b>\$10,825,012.30</b>	<b>\$10,825,012.30</b>	<b>3.96%</b>		<b>\$10,914,773.80</b>	<b>\$89,761.50</b>	<b>39.01%</b>	
<b>Grand Total</b>			<b>\$28,315,254.84</b>	<b>\$27,624,179.78</b> <b>\$968.75</b>	<b>\$27,625,148.53</b>	<b>4.08%</b>		<b>\$27,981,824.85</b>	<b>\$357,645.07</b>	<b>100.00%</b>	

**TRANSACTION STATEMENT**

As of March 31, 2025

Transaction Type	Trade Date	Settlement Date	CUSIP	Security Description	Par Value	Principal Cost	Total Proceeds	Realized Gain/Loss
<b>Maturity</b>								
Maturity	3/15/2025	3/15/2025	91282CED9	UST 1.750% 03/15/2025	285,000.00	272,263.28	285,000.00	12,736.72
Maturity	3/24/2025	3/24/2025	21687AQQ9	Cooperatieve Rabobank U.A. 03/24/2025	800,000.00	775,726.00	800,000.00	24,274.00
<b>Total</b>					<b>1,085,000.00</b>	<b>1,047,989.28</b>	<b>1,085,000.00</b>	<b>37,010.72</b>

**TRANSACTION STATEMENT**

As of March 31, 2025

Transaction Type	Payment Date	Settlement Date	CUSIP	Security Description	Interest Received
<b>Interest/Dividends</b>					
Interest/Dividends	3/3/2025	3/3/2025	31846V567	First American Funds, Inc.	1,792.52
Interest/Dividends	3/4/2025	3/4/2025	3130AQZL0	FHLB 2.200% 03/04/2027	3,135.00
Interest/Dividends	3/10/2025	3/10/2025	24422EWJ4	John Deere Capital Corporation 4.050% 09/08/2025	7,796.25
Interest/Dividends	3/17/2025	3/17/2025	91282CED9	UST 1.750% 03/15/2025	2,493.75
Interest/Dividends	3/17/2025	3/17/2025	91282CFK2	UST 3.500% 09/15/2025	5,250.00
Interest/Dividends	3/17/2025	3/17/2025	91282CGR6	UST 4.625% 03/15/2026	9,250.00
Interest/Dividends	3/17/2025	3/17/2025	91282CKE0	UST 4.250% 03/15/2027	14,875.00
Interest/Dividends	3/31/2025	3/31/2025	9128286L9	UST 2.250% 03/31/2026	3,375.00
Interest/Dividends	3/31/2025	3/31/2025	9128285C0	UST 3.000% 09/30/2025	4,500.00
Interest/Dividends	3/31/2025	3/31/2025	91282CFM8	UST 4.125% 09/30/2027	14,334.38
Interest/Dividends	3/31/2025	3/31/2025	91282CLP4	UST 3.500% 09/30/2026	8,750.00
Interest/Dividends	3/31/2025	3/31/2025	3130ALVL5	FHLB 0.910% 12/30/2025	2,047.50
Interest/Dividends	3/31/2025	3/31/2025	3130ANX39	FHLBANKS 0.50% 09/30/2026	1,218.75
<b>Total</b>					<b>78,818.15</b>



Transaction Type	Trade Date	Settlement Date	Transaction Description	Amount
Custodian Fee				
Custodian Fee	3/25/2025	3/25/2025	Cash Out	(173.22)
Total				(173.22)
Management Fee				
Management Fee	3/19/2025	3/19/2025	Cash Out	(1,917.60)
Total				(1,917.60)



**STATEMENT DISCLOSURE**

As of March 31, 2025



Meeder provides monthly statements for its investment management clients to provide information about the investment portfolio. The information should not be used for audit or confirmation purposes. Please review your custodial statements and report any inaccuracies or discrepancies.

Certain information and data has been supplied by unaffiliated third parties. Although Meeder believes the information is reliable, it cannot warrant the accuracy of information offered by third parties. Market value may reflect prices received from pricing vendors when current market quotations are not available. Prices may not reflect firm bids or offers and may differ from the value at which the security can be sold.

Statements may include positions from unmanaged accounts provided for reporting purposes. Unmanaged accounts are managed directly by the client and are not included in the accounts managed by the investment adviser. This information is provided as a client convenience and the investment adviser assumes no responsibility for performance of these accounts or the accuracy of the data reported.

**Investing involves risk. Past performance is no guarantee of future results. Debt and fixed income securities are subject to credit and interest rate risk. The investment return and principal value of an investment will fluctuate so that an investors shares, when redeemed, may be worth more or less than their original cost. Current performance may be lower or higher than the performance data quoted.**

Meeder Investment Management is the global brand for the Meeder group of affiliated companies. Investment advisory services are provided through Meeder Public Funds, Inc. Please contact us if you would like to receive a copy of our current ADV disclosure brochure or privacy policy.



## Champaign County Combined Highway

Monthly Investment Report  
March 31, 2025

**Your Investment Representative:**

Scott Gruber  
(614) 923-1152  
[sgruber@meederinvestment.com](mailto:sgruber@meederinvestment.com)

For questions about your account please contact your investment representative or contact [publicfundsoperations@meederinvestment.com](mailto:publicfundsoperations@meederinvestment.com)  
**Dublin, Ohio | Lansing, Michigan | Long Beach, California | Austin, Texas | 866-633-3371 | [www.meederpublicfunds.com](http://www.meederpublicfunds.com)**

## PORTFOLIO SUMMARY

As of March 31, 2025

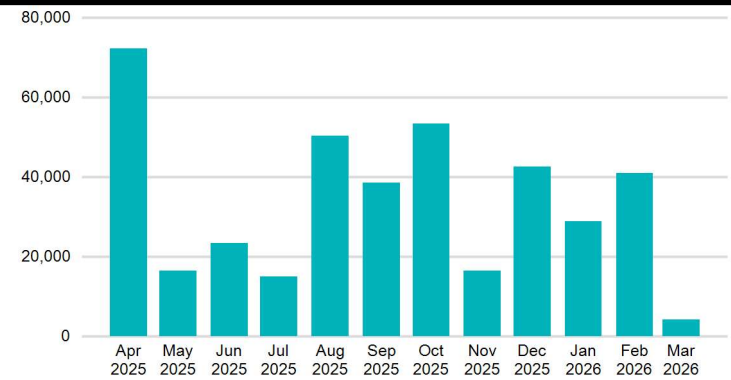
### MONTHLY RECONCILIATION

<b>Beginning Book Value</b>	<b>11,009,773.33</b>
Contributions	
Withdrawals	
Prior Month Management Fees	(774.40)
Prior Month Custodian Fees	(70.53)
Realized Gains/Losses	
Gross Interest Earnings	27,514.47
<b>Ending Book Value</b>	<b>11,036,442.87</b>

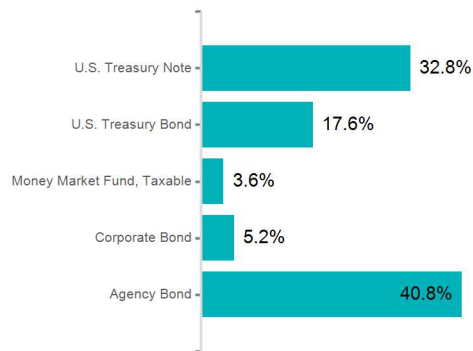
### PORTFOLIO CHARACTERISTICS

Portfolio Yield to Maturity	3.93%
Portfolio Effective Duration	1.26 yrs
Weighted Average Maturity	1.29 yrs

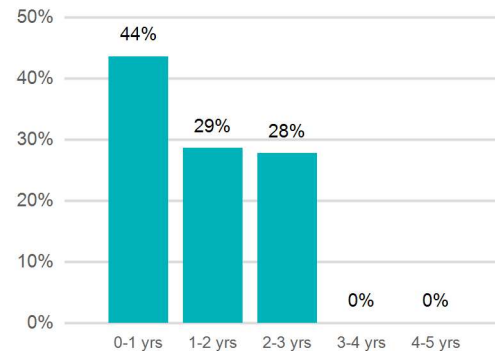
### PROJECTED MONTHLY INCOME SCHEDULE



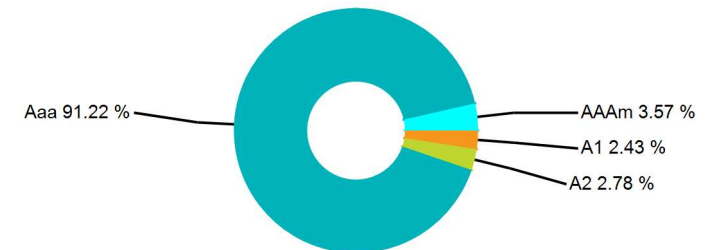
### SECTOR ALLOCATION



### MATURITY DISTRIBUTION



### CREDIT QUALITY



## Champaign County Combined Highway

**PROJECTED INCOME SCHEDULE**

As of March 31, 2025



CUSIP	SECURITY DESCRIPTION	Apr 2025	May 2025	Jun 2025	Jul 2025	Aug 2025	Sep 2025	Oct 2025	Nov 2025	Dec 2025	Jan 2026	Feb 2026	Mar 2026
14913R2Z9	Caterpillar Financial Services Corporation 3.650% 08/12/2025					12,049							
24422EWJ4	John Deere Capital Corporation 4.050% 09/08/2025						8,242						
3130ALVL5	FHLB 0.910% 12/30/2025						1,433			29,243			
3130ANQB9	FHLB 1.500% 08/26/2026					1,313						1,750	
3130ANX39	FHLBANKS 0.50% 09/30/2026						438						438
3130ANYR5	FHLB 0.950% 09/30/2026						238						238
3130APGQ2	FHLB 0.875% 10/21/2025	1,553						32,701					
3130AQRH8	FHLB 2.000% 02/25/2027					4,050						4,050	
3130AQZL0	FHLB 2.200% 03/04/2027						3,630						3,630
3130ARMW8	FHLB 2.850% 04/28/2025	20,111											
3130ATUC9	FHLB 4.500% 12/12/2025			5,063						1,813			
3130ATVE4	FHLB 4.500% 12/11/2026			4,500						4,500			
3133EMUP5	FFCB 0.710% 04/01/2025	30,019											
3133EN5N6	FFCB 4.000% 01/06/2028				6,300						6,300		
3133EN6V7	FFCB 3.625% 04/26/2027	6,797						6,797					
3133EN7A2	FFCB 3.625% 10/26/2026	5,438						5,438					
3133EN7J3	FFCB 3.875% 02/02/2026					6,103						7,005	
3133ENMH0	FFCB 1.600% 01/27/2026				1,480						15,429		
742651DW9	PEFCO 3.250% 06/15/2025			6,887									
9128282R0	UST 2.250% 08/15/2027					4,500						4,500	
9128283F5	UST 2.250% 11/15/2027		3,375						3,375				
9128285C0	UST 3.000% 09/30/2025						11,426						
9128286F2	UST 2.500% 02/28/2026					4,063						17,050	

## Champaign County Combined Highway

**PROJECTED INCOME SCHEDULE**

As of March 31, 2025



CUSIP	SECURITY DESCRIPTION	Apr 2025	May 2025	Jun 2025	Jul 2025	Aug 2025	Sep 2025	Oct 2025	Nov 2025	Dec 2025	Jan 2026	Feb 2026	Mar 2026
9128286L9	UST 2.250% 03/31/2026						3,656						18,903
9128286S4	UST 2.375% 04/30/2026	2,969						2,969					
9128286X3	UST 2.125% 05/31/2026		2,656						2,656				
9128287B0	UST 1.875% 06/30/2026			2,344						2,344			
912828U24	UST 2.000% 11/15/2026		3,500						3,500				
912828X88	UST 2.375% 05/15/2027		2,969						2,969				
912828Y95	UST 1.875% 07/31/2026				3,141						3,141		
912828YQ7	UST 1.625% 10/31/2026	2,031						2,031					
91282CEN7	UST 2.750% 04/30/2027	3,438						3,438					
91282CET4	UST 2.625% 05/31/2027		3,938						3,938				
91282CEW7	UST 3.250% 06/30/2027			4,713						4,713			
91282CFB2	UST 2.750% 07/31/2027				4,125						4,125		
91282CFE6	UST 3.125% 08/15/2025					11,553							
91282CFH9	UST 3.125% 08/31/2027					6,719						6,719	
91282CFK2	UST 3.500% 09/15/2025						9,483						
<b>TOTAL</b>		<b>72,355</b>	<b>16,438</b>	<b>23,505</b>	<b>15,046</b>	<b>50,348</b>	<b>38,545</b>	<b>53,373</b>	<b>16,438</b>	<b>42,613</b>	<b>28,995</b>	<b>41,073</b>	<b>23,208</b>

Champaign County Combined Highway  
**POSITION STATEMENT**  
As of March 31, 2025



CUSIP	Security Description	Trade Date/ Settlement Date	Par Value	Principal Cost/ Purchased Interest	Total Cost	Yield at Cost	Maturity/ Duration	Market Price/ Market Value	Unrealized Gain/ (Loss)	% of Assets	Moody's/ S&P Rating
<b>Cash and Cash Equivalents</b>											
31846V567	First American Funds, Inc.	3/31/2025 3/31/2025	\$403,381.72	\$403,381.72	\$403,381.72	4.23%	0.003 0.003	\$1.00 \$403,381.72	\$0.00	2.85%	AAAm
IMETCONV	IMET Convenience Fund	3/31/2025 3/31/2025	\$2,855,295.26	\$2,855,295.26	\$2,855,295.26	4.26%	0.003 0.003	\$1.00 \$2,855,295.26	\$0.00	20.18%	
<b>SubTotal</b>			<b>\$3,258,676.98</b>	<b>\$3,258,676.98</b>	<b>\$3,258,676.98</b>	<b>4.26%</b>		<b>\$3,258,676.98</b>	<b>\$0.00</b>	<b>23.03%</b>	
<b>Agency Bond</b>											
3133EMUP5	FFCB 0.710% 04/01/2025	1/23/2023 1/24/2023	\$375,000.00	\$346,312.50	\$346,312.50	4.42%	0.003 0.003	\$100.00 \$375,000.00	\$28,687.50	2.65%	Aaa AA+
3130ARMW8	FHLB 2.850% 04/28/2025	1/30/2023 1/31/2023	\$415,000.00	\$400,802.85	\$400,802.85	4.47%	0.077 0.075	\$99.86 \$414,435.60	\$13,632.75	2.93%	Aaa AA+
742651DW9	PEFCO 3.250% 06/15/2025	1/20/2023 1/23/2023	\$170,000.00	\$165,875.80	\$165,875.80	4.33%	0.208 0.206	\$99.82 \$169,694.00	\$3,818.20	1.20%	Aaa AA+
3130APGQ2	FHLB 0.875% 10/21/2025	1/30/2023 1/31/2023	\$355,000.00	\$323,852.30	\$323,852.30	4.33%	0.559 0.553	\$98.09 \$348,215.95	\$24,363.65	2.46%	Aaa AA+
3130ATUC9	FHLB 4.500% 12/12/2025	1/24/2023 1/25/2023	\$225,000.00	\$228,249.00	\$228,249.00	3.96%	0.701 0.686	\$100.22 \$225,486.00	(\$2,763.00)	1.59%	Aaa AA+
3130ALVL5	FHLB 0.910% 12/30/2025	1/23/2023 1/24/2023	\$315,000.00	\$286,473.60	\$286,473.60	4.22%	0.751 0.749	\$97.48 \$307,052.55	\$20,578.95	2.17%	Aaa AA+
3133ENMH0	FFCB 1.600% 01/27/2026	1/23/2023 1/24/2023	\$185,000.00	\$171,051.00	\$171,051.00	4.30%	0.827 0.818	\$97.78 \$180,896.70	\$9,845.70	1.28%	Aaa AA+
3133EN7J3	FFCB 3.875% 02/02/2026	1/24/2023 2/2/2023	\$315,000.00	\$314,098.47	\$314,098.47	3.98%	0.844 0.827	\$99.70 \$314,057.84	(\$40.63)	2.22%	Aaa AA+
3130ANQB9	FHLB 1.500% 08/26/2026	1/30/2023 1/31/2023	\$175,000.00	\$158,142.25	\$158,142.25	4.26%	1.405 1.390	\$96.75 \$169,314.25	\$11,172.00	1.20%	Aaa AA+
3130ANX39	FHLBANKS 0.50% 09/30/2026	1/30/2023 1/31/2023	\$175,000.00	\$157,006.50	\$157,006.50	4.24%	1.501 1.490	\$96.06 \$168,096.25	\$11,089.75	1.19%	Aaa AA+
3130ANYR5	FHLB 0.950% 09/30/2026	1/30/2023 1/31/2023	\$50,000.00	\$44,336.50	\$44,336.50	4.14%	1.501 1.493	\$95.31 \$47,655.50	\$3,319.00	0.34%	Aaa AA+
3133EN7A2	FFCB 3.625% 10/26/2026	1/20/2023 1/26/2023	\$300,000.00	\$298,398.00	\$298,398.00	3.78%	1.573 1.516	\$99.38 \$298,152.00	(\$246.00)	2.11%	Aaa AA+
3130ATVE4	FHLB 4.500% 12/11/2026	1/30/2023 1/31/2023	\$200,000.00	\$204,232.00	\$204,232.00	3.90%	1.699 1.630	\$100.78 \$201,562.00	(\$2,670.00)	1.42%	Aaa AA+

**POSITION STATEMENT**

As of March 31, 2025

CUSIP	Security Description	Trade Date/ Settlement Date	Par Value	Principal Cost/ Purchased Interest	Total Cost	Yield at Cost	Maturity/ Duration	Market Price/ Market Value	Unrealized Gain/ (Loss)	% of Assets	Moody's/ S&P Rating
3130AQRH8	FHLB 2.000% 02/25/2027	1/25/2023 1/26/2023	\$405,000.00	\$374,552.10	\$374,552.10	4.02%	1.907 1.870	\$95.92 \$388,484.10	\$13,932.00	2.75%	Aaa AA+
3130AQZL0	FHLB 2.200% 03/04/2027	1/30/2023 1/31/2023	\$330,000.00	\$306,367.05	\$306,367.05	4.12%	1.926 1.892	\$96.37 \$318,021.00	\$11,653.95	2.25%	Aaa AA+
3133EN6V7	FFCB 3.625% 04/26/2027	1/20/2023 1/26/2023	\$375,000.00	\$373,800.00	\$373,800.00	3.71%	2.071 1.982	\$99.27 \$372,255.00	(\$1,545.00)	2.63%	Aaa AA+
3133EN5N6	FFCB 4.000% 01/06/2028	1/26/2023 1/30/2023	\$315,000.00	\$320,060.79	\$320,060.79	3.64%	2.770 2.621	\$100.01 \$315,015.75	(\$5,045.04)	2.23%	Aaa AA+
<b>SubTotal</b>			<b>\$4,680,000.00</b>	<b>\$4,473,610.71</b>	<b>\$4,473,610.71</b>	<b>4.09%</b>		<b>\$4,613,394.49</b>	<b>\$139,783.78</b>	<b>32.60%</b>	

**Corporate Bond**

14913R2Z9	Caterpillar Financial Services Corporation 3.650% 08/12/2025	1/30/2023 2/1/2023	\$315,000.00	\$308,700.00	\$308,700.00	4.49%	0.367 0.364	\$99.62 \$313,796.70	\$5,096.70	2.22%	A2 A
24422EWJ4	John Deere Capital Corporation 4.050% 09/08/2025	1/30/2023 2/1/2023	\$275,000.00	\$272,327.00	\$272,327.00	4.45%	0.441 0.436	\$99.80 \$274,450.00	\$2,123.00	1.94%	A1 A
<b>SubTotal</b>			<b>\$590,000.00</b>	<b>\$581,027.00</b>	<b>\$581,027.00</b>	<b>4.47%</b>		<b>\$588,246.70</b>	<b>\$7,219.70</b>	<b>4.16%</b>	

**U.S. Treasury Bond**

9128286F2	UST 2.500% 02/28/2026	1/23/2023 1/24/2023	\$325,000.00	\$312,012.70	\$312,012.70	3.88%	0.915 0.910	\$98.55 \$320,302.78	\$8,290.08	2.26%	Aaa AA+
9128286L9	UST 2.250% 03/31/2026	1/23/2023 1/24/2023	\$325,000.00	\$309,752.93	\$309,752.93	3.78%	1.000 0.994	\$98.22 \$319,223.78	\$9,470.85	2.26%	Aaa AA+
9128286S4	UST 2.375% 04/30/2026	1/23/2023 1/24/2023	\$250,000.00	\$239,013.67	\$239,013.67	3.82%	1.082 1.065	\$98.22 \$245,547.00	\$6,533.33	1.74%	Aaa AA+
9128286X3	UST 2.125% 05/31/2026	1/20/2023 1/23/2023	\$250,000.00	\$237,294.92	\$237,294.92	3.75%	1.167 1.152	\$97.82 \$244,541.00	\$7,246.08	1.73%	Aaa AA+
9128287B0	UST 1.875% 06/30/2026	1/23/2023 1/24/2023	\$250,000.00	\$234,853.52	\$234,853.52	3.77%	1.249 1.237	\$97.40 \$243,505.75	\$8,652.23	1.72%	Aaa AA+
912828Y95	UST 1.875% 07/31/2026	1/30/2023 1/31/2023	\$335,000.00	\$313,643.75	\$313,643.75	3.80%	1.334 1.323	\$97.26 \$325,813.63	\$12,169.88	2.30%	Aaa AA+
9128283F5	UST 2.250% 11/15/2027	1/20/2023 1/23/2023	\$300,000.00	\$282,398.44	\$282,398.44	3.59%	2.627 2.540	\$95.88 \$287,625.00	\$5,226.56	2.03%	Aaa AA+
<b>SubTotal</b>			<b>\$2,035,000.00</b>	<b>\$1,928,969.93</b>	<b>\$1,928,969.93</b>	<b>3.78%</b>		<b>\$1,986,558.94</b>	<b>\$57,589.01</b>	<b>14.04%</b>	

Champaign County Combined Highway

**POSITION STATEMENT**

As of March 31, 2025



CUSIP	Security Description	Trade Date/ Settlement Date	Par Value	Principal Cost/ Purchased Interest	Total Cost	Yield at Cost	Maturity/ Duration	Market Price/ Market Value	Unrealized Gain/ (Loss)	% of Assets	Moody's/ S&P Rating
<b>U.S. Treasury Note</b>											
91282CFE6	UST 3.125% 08/15/2025	1/20/2023 1/23/2023	\$325,000.00	\$318,525.39	\$318,525.39	3.95%	0.375 0.378	\$99.56 \$323,566.43	\$5,041.04	2.29%	Aaa AA+
91282CFK2	UST 3.500% 09/15/2025	1/20/2023 1/23/2023	\$340,000.00	\$336,467.19	\$336,467.19	3.85%	0.460 0.457	\$99.68 \$338,897.38	\$2,430.19	2.39%	Aaa AA+
9128285C0	UST 3.000% 09/30/2025	1/20/2023 1/23/2023	\$300,000.00	\$293,074.22	\$293,074.22	3.91%	0.501 0.500	\$99.39 \$298,183.51	\$5,109.29	2.11%	Aaa AA+
912828YQ7	UST 1.625% 10/31/2026	1/23/2023 1/24/2023	\$250,000.00	\$231,435.55	\$231,435.55	3.76%	1.586 1.558	\$96.44 \$241,093.75	\$9,658.20	1.70%	Aaa AA+
912828U24	UST 2.000% 11/15/2026	1/20/2023 1/23/2023	\$350,000.00	\$329,150.38	\$329,150.38	3.69%	1.627 1.594	\$96.93 \$339,253.95	\$10,103.57	2.40%	Aaa AA+
91282CEN7	UST 2.750% 04/30/2027	1/20/2023 1/23/2023	\$250,000.00	\$241,279.30	\$241,279.30	3.64%	2.082 2.015	\$97.68 \$244,199.25	\$2,919.95	1.73%	Aaa AA+
912828X88	UST 2.375% 05/15/2027	1/20/2023 1/23/2023	\$250,000.00	\$237,519.53	\$237,519.53	3.64%	2.123 2.065	\$96.84 \$242,109.50	\$4,589.97	1.71%	Aaa AA+
91282CET4	UST 2.625% 05/31/2027	1/20/2023 1/23/2023	\$300,000.00	\$288,000.00	\$288,000.00	3.63%	2.167 2.102	\$97.31 \$291,932.70	\$3,932.70	2.06%	Aaa AA+
91282CEW7	UST 3.250% 06/30/2027	1/20/2023 1/23/2023	\$290,000.00	\$285,570.70	\$285,570.70	3.63%	2.249 2.172	\$98.60 \$285,944.64	\$373.94	2.02%	Aaa AA+
91282CFB2	UST 2.750% 07/31/2027	1/20/2023 1/23/2023	\$300,000.00	\$289,347.66	\$289,347.66	3.61%	2.334 2.269	\$97.41 \$292,218.60	\$2,870.94	2.06%	Aaa AA+
9128282R0	UST 2.250% 08/15/2027	1/20/2023 1/23/2023	\$400,000.00	\$377,515.63	\$377,515.63	3.60%	2.375 2.322	\$96.26 \$385,031.20	\$7,515.57	2.72%	Aaa AA+
91282CFH9	UST 3.125% 08/31/2027	1/20/2023 1/23/2023	\$430,000.00	\$421,567.96	\$421,567.96	3.51%	2.419 2.339	\$98.16 \$422,105.64	\$537.68	2.98%	Aaa AA+
<b>SubTotal</b>			<b>\$3,785,000.00</b>	<b>\$3,649,453.51</b>	<b>\$3,649,453.51</b>	<b>3.70%</b>		<b>\$3,704,536.55</b>	<b>\$55,083.04</b>	<b>26.18%</b>	
<b>Grand Total</b>			<b>\$14,348,676.98</b>	<b>\$13,891,738.13</b>	<b>\$13,891,738.13</b>	<b>4.00%</b>		<b>\$14,151,413.66</b>	<b>\$259,675.53</b>	<b>100.00%</b>	



Champaign County Combined Highway  
**TRANSACTION STATEMENT**  
As of March 31, 2025



Transaction Type	Payment Date	Settlement Date	CUSIP	Security Description	Interest Received
<b>Interest/Dividends</b>					
Interest/Dividends	3/3/2025	3/3/2025	31846V567	First American Funds, Inc.	1,444.97
Interest/Dividends	3/4/2025	3/4/2025	3130AQZL0	FHLB 2.200% 03/04/2027	3,630.00
Interest/Dividends	3/10/2025	3/10/2025	24422EWJ4	John Deere Capital Corporation 4.050% 09/08/2025	5,568.75
Interest/Dividends	3/17/2025	3/17/2025	91282CFK2	UST 3.500% 09/15/2025	5,950.00
Interest/Dividends	3/31/2025	3/31/2025	9128286L9	UST 2.250% 03/31/2026	3,656.25
Interest/Dividends	3/31/2025	3/31/2025	9128285C0	UST 3.000% 09/30/2025	4,500.00
Interest/Dividends	3/31/2025	3/31/2025	3130ANYR5	FHLB 0.950% 09/30/2026	237.50
Interest/Dividends	3/31/2025	3/31/2025	3130ALVL5	FHLB 0.910% 12/30/2025	1,433.25
Interest/Dividends	3/31/2025	3/31/2025	3130ANX39	FHLBANKS 0.50% 09/30/2026	1,093.75
<b>Total</b>					<b>27,514.47</b>

Transaction Type	Trade Date	Settlement Date	Transaction Description	Amount
<b>Custodian Fee</b>				
Custodian Fee	3/25/2025	3/25/2025	Cash Out	(70.53)
<b>Total</b>				<b>(70.53)</b>

<b>Management Fee</b>				
Management Fee	3/19/2025	3/19/2025	Cash Out	(774.40)
<b>Total</b>				<b>(774.40)</b>

**STATEMENT DISCLOSURE**

As of March 31, 2025



Meeder provides monthly statements for its investment management clients to provide information about the investment portfolio. The information should not be used for audit or confirmation purposes. Please review your custodial statements and report any inaccuracies or discrepancies.

Certain information and data has been supplied by unaffiliated third parties. Although Meeder believes the information is reliable, it cannot warrant the accuracy of information offered by third parties. Market value may reflect prices received from pricing vendors when current market quotations are not available. Prices may not reflect firm bids or offers and may differ from the value at which the security can be sold.

Statements may include positions from unmanaged accounts provided for reporting purposes. Unmanaged accounts are managed directly by the client and are not included in the accounts managed by the investment adviser. This information is provided as a client convenience and the investment adviser assumes no responsibility for performance of these accounts or the accuracy of the data reported.

**Investing involves risk. Past performance is no guarantee of future results. Debt and fixed income securities are subject to credit and interest rate risk. The investment return and principal value of an investment will fluctuate so that an investors shares, when redeemed, may be worth more or less than their original cost. Current performance may be lower or higher than the performance data quoted.**

Meeder Investment Management is the global brand for the Meeder group of affiliated companies. Investment advisory services are provided through Meeder Public Funds, Inc. Please contact us if you would like to receive a copy of our current ADV disclosure brochure or privacy policy.



**IMET**  
ILLINOIS METROPOLITAN  
INVESTMENT FUND

IMET Servicing  
P.O. Box 7177  
Dublin, OH 43017

## Account Statement

March 01, 2025 - March 31, 2025

ACCOUNT NUMBER

[REDACTED]

REGISTRATION

CHAMPAIGN COUNTY TREASURER  
ARPA  
ATTN: SR. ADMINISTRATOR  
1776 E. WASHINGTON ST  
URBANA, IL 61802

0000234-0000481 PDFE 001 ----- 763846



CHAMPAIGN COUNTY TREASURER  
ATTN: SR. ADMINISTRATOR  
1776 E. WASHINGTON ST  
URBANA, IL 61802



Client Services: 888-288-IMET (4638)



Please visit our website:  
[www.investimet.com](http://www.investimet.com)

## Shareholder Message Center

### Tips to Help Maintain the Security of Your IMET Account:

- \* Never click on unverified links or open suspicious attachments, including unexpected invoices
- \* Only download from trusted sites
- \* Don't respond to or open emails from unknown or unexpected senders
- \* Pay close attention to the sender's name in emails, ensuring it is legitimate
- \* Be wary of emails or invoices stating a sense of urgency and a resulting consequence
- \* Any misspellings, grammar errors, or strange diction should be considered suspicious - promptly report to your IT department
- \* Keep passwords and authorization codes in a secure and safe offline location; don't share passwords with others
- \* Only access financial accounts using a trusted, secure device
- \* Make sure your PC is up to date with the latest versions of software and the most recent patches.

IMET will be closed on Friday, April 18, 2025 for Good Friday.

Did you know that you can schedule transactions up to 30 days in advance both online and via telephone? Scheduling in advance allows you the freedom to plan your time effectively. Visit the Questions & Answers [www.investimet.com](http://www.investimet.com) for more information and helpful tips regarding your IMET account or contact IMET at 1-888-288-IMET (4638).

## ACCOUNT SUMMARY

Funds	Total Shares	Share Price	Share Value
IMET Convenience Fund	16,292,639.580	\$1.0000	\$16,292,639.58

## DISTRIBUTION SUMMARY

Funds	YTD Earnings	Reinvestment Option
	Income	Income
IMET Convenience Fund	\$178,646.89	Reinvest

## TRANSACTIONS

Date	Transaction Type	To/From Account Number	Shares	Share Price	Gross Amount	Shares Held
<b>Convenience Fund</b>						
	Beginning Shares Balance		16,237,711.930	\$1.0000		16,237,711.930
03/31/2025	Income Dividend Reinvestment		54,927.650	\$1.0000	\$54,927.65	16,292,639.580
	Closing Balance			\$1.0000	\$16,292,639.58	16,292,639.580

## **IMPORTANT DISCLOSURES**

### **IMET Activity**

This section shows all of the activity in the Core Fund and the Convenience Fund. The Share Price represents the closing Net Asset Value of the respective fund as the end date on this statement.

Information regarding the IMETs investment objectives, risks, charges and expenses can be found in the IMET Offering Circular, which can be obtained by calling the IMET home office at 630-576-9141.

### **Additional Disclosures**

Any performance data featured represents past performance, which is no guarantee of future results. Investment return and the share price of the Core Fund will fluctuate. Current performance may be higher or lower than the performance data quoted. Please call IMET for the most recent performance figures.

The Convenience Fund portfolio is comprised of bank deposits and government securities. The bank deposits are FDIC insured, collateralized by the Federal Home Loan Bank Letter of Credit program, or collateralized by government securities at a margin of 110%. For additional information regarding the collateral agreement please contact IMET at 630-576-9141. The Convenience Fund will be managed so as to maintain a stable \$1.00 share price, although there is no guarantee that it will do so.

**FOR A CHANGE OF ADDRESS, PLEASE NOTIFY IMET IN WRITING.**

**PLEASE ADVISE IMET IMMEDIATELY OF ANY DISCREPANCIES ON YOUR STATEMENT BY CALLING 1-888-288-IMET (4638).**

### **Anti-Money Laundering Disclosure**

Notice: Pursuant to the US regulations issued under Section 311 of the USA Patriot Act, 31 CFR 103.192, we are prohibited from opening or maintaining a correspondent account for, or on behalf of, the country of Myanmar, the country of Nauru, the Commercial Bank of Syria, its subsidiary Syrian Lebanese Commercial Bank, VEF Banka and its subsidiaries, Infobank and its subsidiaries, Asia Wealth Bank, Myanmar Mayflower Bank, and Banco Delta SARL, including its subsidiaries Delta Asia Credit Limited and Delta Asia Insurance Limited. The regulations also require us to notify you that your account may not be used to provide the listed foreign banks with access to our financial institution. If we become aware that the listed foreign banks are indirectly using your account, we will be required to take appropriate steps to prevent such access, including terminating your account.