



FUND DEPT 1080-010 : GENERAL CORPORATE - COUNTY BOARD

2/11/2025 4:27:14 PM

PERIOD ENDING 1/31/2025

	ACTUAL LAST YEAR			ACTUAL THIS YEAR				ENCUMBRANCE	BUDGET	UNENCUMBERED BALANCE
	CURRENT MONTH	YEAR TO DATE	%	CURRENT MONTH	%	YEAR TO DATE	%			
<b>REVENUES</b>										
<b>TOTAL REVENUES</b>	<b>0.00</b>	<b>0.00</b>	<b>0</b>	<b>0.00</b>	<b>0</b>	<b>0.00</b>	<b>0</b>	<b>0.00</b>	<b>0.00</b>	<b>0.00</b>
<b>EXPENDITURES</b>										
<b>5001 SALARIES AND WAGES</b>										
01 ELECTED OFFICIAL SALARY	888.88	888.88	7	923.08	0	923.08	0	0.00	0.00	-923.08
03 REGULAR FULL-TIME EMPLOYEES	0.00	0.00	0	4,275.01	0	4,275.01	0	0.00	0.00	-4,275.01
04 REGULAR PART-TIME EMPLOYEES	674.98	674.98	0	0.00	0	0.00	0	0.00	0.00	0.00
05 TEMPORARY STAFF	0.00	0.00	0	1,610.00	0	1,610.00	0	0.00	0.00	-1,610.00
06 COUNTY BOARD MEMBER PER DIEM	2,520.00	2,520.00	5	2,550.00	0	2,550.00	0	0.00	0.00	-2,550.00
<b>5001 SALARIES AND WAGES TOTAL</b>	<b>4,083.86</b>	<b>4,083.86</b>	<b>3</b>	<b>9,358.09</b>	<b>0</b>	<b>9,358.09</b>	<b>0</b>	<b>0.00</b>	<b>0.00</b>	<b>-9,358.09</b>
<b>5010 COMMODITIES</b>										
01 STATIONERY AND PRINTING	14.50	14.50	0	0.00	0	0.00	0	0.00	0.00	0.00
05 FOOD NON-TRAVEL	0.00	0.00	0	4,992.59	90	4,992.59	90	0.00	5,577.47	584.88
13 DIETARY NON-FOOD SUPPLIES	0.00	0.00	0	420.61	81	420.61	81	0.00	520.61	100.00
21 EMPLOYEE DEVELOP/RECOGNITION	0.00	0.00	0	716.93	-12	716.93	-12	0.00	-6,098.08	-6,815.01
<b>5010 COMMODITIES TOTAL</b>	<b>14.50</b>	<b>14.50</b>	<b>0</b>	<b>6,130.13</b>	<b>0</b>	<b>6,130.13</b>	<b>0</b>	<b>0.00</b>	<b>0.00</b>	<b>-6,130.13</b>
<b>5020 SERVICES</b>										
03 TRAVEL COSTS	347.30	347.30	4	366.52	0	366.52	0	0.00	0.00	-366.52
19 ADVERTISING, LEGAL NOTICES	0.00	0.00	0	178.40	0	178.40	0	0.00	0.00	-178.40
21 DUES, LICENSE & MEMBERSHIP	36,275.00	36,275.00	59	22,535.00	0	22,535.00	0	0.00	0.00	-22,535.00
<b>5020 SERVICES TOTAL</b>	<b>36,622.30</b>	<b>36,622.30</b>	<b>30</b>	<b>23,079.92</b>	<b>0</b>	<b>23,079.92</b>	<b>0</b>	<b>0.00</b>	<b>0.00</b>	<b>-23,079.92</b>
<b>TOTAL EXPENDITURES</b>	<b>40,720.66</b>	<b>40,720.66</b>	<b>15</b>	<b>38,568.14</b>	<b>0</b>	<b>38,568.14</b>	<b>0</b>	<b>0.00</b>	<b>0.00</b>	<b>-38,568.14</b>
<b>NET CHANGE IN FUND BALANCE</b>	<b>-40,720.66</b>	<b>-40,720.66</b>		<b>-38,568.14</b>		<b>-38,568.14</b>		<b>0.00</b>	<b>0.00</b>	<b>38,568.14</b>



**FUND DEPT 1080-012 : GENERAL CORPORATE - TORNADO SIRENS**

2/11/2025 4:27:14 PM

**PERIOD ENDING 1/31/2025**

	ACTUAL LAST YEAR			ACTUAL THIS YEAR				ENCUMBRANCE	BUDGET	UNENCUMBERED BALANCE
	CURRENT MONTH	YEAR TO DATE	%	CURRENT MONTH	%	YEAR TO DATE	%			
<b>REVENUES</b>										
<b>TOTAL REVENUES</b>	0.00	0.00	0	0.00	0	0.00	0	0.00	0.00	0.00
<b>EXPENDITURES</b>										
<b>TOTAL EXPENDITURES</b>	0.00	0.00	0	0.00	0	0.00	0	0.00	0.00	0.00
<b>NET CHANGE IN FUND BALANCE</b>	0.00	0.00		0.00		0.00		0.00	0.00	0.00




**FUND DEPT 1080-013 : GENERAL CORPORATE - DEBT SERVICE**

2/11/2025 4:27:14 PM


**PERIOD ENDING 1/31/2025**

	ACTUAL LAST YEAR			ACTUAL THIS YEAR				ENCUMBRANCE	BUDGET	UNENCUMBERED BALANCE
	CURRENT MONTH	YEAR TO DATE	%	CURRENT MONTH	%	YEAR TO DATE	%			
<b>REVENUES</b>										
<b>TOTAL REVENUES</b>	0.00	0.00	0	0.00	0	0.00	0	0.00	0.00	0.00
<b>EXPENDITURES</b>										
<b>TOTAL EXPENDITURES</b>	0.00	0.00	0	0.00	0	0.00	0	0.00	0.00	0.00
<b>OTHER FINANCING SOURCES (USES)</b>										
<b>TOTAL OTHER FINANCING SOURCES (USES)</b>	0.00	0.00		0.00		0.00		0.00	0.00	0.00
<b>NET CHANGE IN FUND BALANCE</b>	0.00	0.00		0.00		0.00		0.00	0.00	0.00



PERIOD ENDING 1/31/2025

	ACTUAL LAST YEAR			ACTUAL THIS YEAR				ENCUMBRANCE	BUDGET	UNENCUMBERED BALANCE
	CURRENT MONTH	YEAR TO DATE	%	CURRENT MONTH	%	YEAR TO DATE	%			
<b>REVENUES</b>										
<b>4009 MISCELLANEOUS REVENUES</b>										
02 OTHER MISCELLANEOUS REVENUE	1,487.72	1,487.72	50	0.00	0	0.00	0	0.00	0.00	0.00
<b>4009 MISCELLANEOUS REVENUES TOTAL</b>	<b>1,487.72</b>	<b>1,487.72</b>	<b>50</b>	<b>0.00</b>	<b>0</b>	<b>0.00</b>	<b>0</b>	<b>0.00</b>	<b>0.00</b>	<b>0.00</b>
<b>TOTAL REVENUES</b>	<b>1,487.72</b>	<b>1,487.72</b>	<b>41</b>	<b>0.00</b>	<b>0</b>	<b>0.00</b>	<b>0</b>	<b>0.00</b>	<b>0.00</b>	<b>0.00</b>
<b>EXPENDITURES</b>										
<b>5001 SALARIES AND WAGES</b>										
01 ELECTED OFFICIAL SALARY	5,288.88	5,288.88	7	5,602.16	0	5,602.16	0	0.00	0.00	-5,602.16
03 REGULAR FULL-TIME EMPLOYEES	32,112.08	32,112.08	5	46,480.60	0	46,480.60	0	0.00	0.00	-46,480.60
05 TEMPORARY STAFF	3,149.92	3,149.92	0	0.00	0	0.00	0	0.00	0.00	0.00
<b>5001 SALARIES AND WAGES TOTAL</b>	<b>40,550.88</b>	<b>40,550.88</b>	<b>6</b>	<b>52,082.76</b>	<b>0</b>	<b>52,082.76</b>	<b>0</b>	<b>0.00</b>	<b>0.00</b>	<b>-52,082.76</b>
<b>5003 FRINGE BENEFITS</b>										
06 EE HEALTH/LIFE	4,844.16	4,844.16	0	5,606.99	0	5,606.99	0	0.00	0.00	-5,606.99
<b>5003 FRINGE BENEFITS TOTAL</b>	<b>4,844.16</b>	<b>4,844.16</b>	<b>0</b>	<b>5,606.99</b>	<b>0</b>	<b>5,606.99</b>	<b>0</b>	<b>0.00</b>	<b>0.00</b>	<b>-5,606.99</b>
<b>5010 COMMODITIES</b>										
02 OFFICE SUPPLIES	181.08	181.08	7	194.58	0	194.58	0	0.00	0.00	-194.58
17 EQUIPMENT LESS THAN \$5000	0.00	0.00	0	89.98	0	89.98	0	0.00	0.00	-89.98
<b>5010 COMMODITIES TOTAL</b>	<b>181.08</b>	<b>181.08</b>	<b>0</b>	<b>284.56</b>	<b>0</b>	<b>284.56</b>	<b>0</b>	<b>0.00</b>	<b>0.00</b>	<b>-284.56</b>
<b>5020 SERVICES</b>										
21 DUES, LICENSE & MEMBERSHIP	572.50	572.50	14	0.00	0	0.00	0	0.00	0.00	0.00
22 OPERATIONAL SERVICES	252.80	252.80	2	0.00	0	0.00	0	0.00	0.00	0.00
<b>5020 SERVICES TOTAL</b>	<b>825.30</b>	<b>825.30</b>	<b>3</b>	<b>0.00</b>	<b>0</b>	<b>0.00</b>	<b>0</b>	<b>0.00</b>	<b>0.00</b>	<b>0.00</b>
<b>TOTAL EXPENDITURES</b>	<b>46,401.42</b>	<b>46,401.42</b>	<b>4</b>	<b>57,974.31</b>	<b>0</b>	<b>57,974.31</b>	<b>0</b>	<b>0.00</b>	<b>0.00</b>	<b>-57,974.31</b>



**FUND DEPT 1080-016 : GENERAL CORPORATE - ADMINISTRATIVE SERVICES**

2/11/2025 4:27:14 PM

**PERIOD ENDING 1/31/2025**

	ACTUAL LAST YEAR			ACTUAL THIS YEAR				ENCUMBRANCE	BUDGET	UNENCUMBERED BALANCE
	CURRENT MONTH	YEAR TO DATE	%	CURRENT MONTH	%	YEAR TO DATE	%			
<b>OTHER FINANCING SOURCES (USES)</b>										
<b>TOTAL OTHER FINANCING SOURCES (USES)</b>	<i>0.00</i>	<i>0.00</i>		<i>0.00</i>		<i>0.00</i>		<i>0.00</i>	<i>0.00</i>	<i>0.00</i>
<b>NET CHANGE IN FUND BALANCE</b>	<b>-44,913.70</b>	<b>-44,913.70</b>		<b>-57,974.31</b>		<b>-57,974.31</b>		<b>0.00</b>	<b>0.00</b>	<b>57,974.31</b>



**FUND DEPT 1080-017 : GENERAL CORPORATE - COOPERATIVE EXTENSION SRV**

2/11/2025 4:27:14 PM

**PERIOD ENDING 1/31/2025**

	ACTUAL LAST YEAR			ACTUAL THIS YEAR				ENCUMBRANCE	BUDGET	UNENCUMBERED BALANCE
	CURRENT MONTH	YEAR TO DATE	%	CURRENT MONTH	%	YEAR TO DATE	%			
<b>REVENUES</b>										
<b>TOTAL REVENUES</b>	0.00	0.00	0	0.00	0	0.00	0	0.00	0.00	0.00
<b>EXPENDITURES</b>										
<b>TOTAL EXPENDITURES</b>	0.00	0.00	0	0.00	0	0.00	0	0.00	0.00	0.00
<b>NET CHANGE IN FUND BALANCE</b>	0.00	0.00		0.00		0.00		0.00	0.00	0.00



FUND DEPT 1080-020 : GENERAL CORPORATE - AUDITOR

2/11/2025 4:27:14 PM

PERIOD ENDING 1/31/2025

	ACTUAL LAST YEAR			ACTUAL THIS YEAR				ENCUMBRANCE	BUDGET	UNENCUMBERED BALANCE
	CURRENT MONTH	YEAR TO DATE	%	CURRENT MONTH	%	YEAR TO DATE	%			
<b>REVENUES</b>										
<b>TOTAL REVENUES</b>	<b>0.00</b>	<b>0.00</b>	<b>0</b>	<b>0.00</b>	<b>0</b>	<b>0.00</b>	<b>0</b>	<b>0.00</b>	<b>0.00</b>	<b>0.00</b>
<b>EXPENDITURES</b>										
<b>5001 SALARIES AND WAGES</b>										
01 ELECTED OFFICIAL SALARY	6,938.22	6,938.22	7	7,205.08	0	7,205.08	0	0.00	0.00	-7,205.08
03 REGULAR FULL-TIME EMPLOYEES	18,972.02	18,972.02	6	18,395.90	0	18,395.90	0	0.00	0.00	-18,395.90
05 TEMPORARY STAFF	0.00	0.00	0	282.70	0	282.70	0	0.00	0.00	-282.70
<b>5001 SALARIES AND WAGES TOTAL</b>	<b>25,910.24</b>	<b>25,910.24</b>	<b>6</b>	<b>25,883.68</b>	<b>0</b>	<b>25,883.68</b>	<b>0</b>	<b>0.00</b>	<b>0.00</b>	<b>-25,883.68</b>
<b>5003 FRINGE BENEFITS</b>										
06 EE HEALTH/LIFE	6,536.66	6,536.66	0	4,123.20	0	4,123.20	0	0.00	0.00	-4,123.20
<b>5003 FRINGE BENEFITS TOTAL</b>	<b>6,536.66</b>	<b>6,536.66</b>	<b>0</b>	<b>4,123.20</b>	<b>0</b>	<b>4,123.20</b>	<b>0</b>	<b>0.00</b>	<b>0.00</b>	<b>-4,123.20</b>
<b>5010 COMMODITIES</b>										
02 OFFICE SUPPLIES	0.00	0.00	0	65.07	0	65.07	0	0.00	0.00	-65.07
05 FOOD NON-TRAVEL	0.00	0.00	0	82.72	0	82.72	0	0.00	0.00	-82.72
<b>5010 COMMODITIES TOTAL</b>	<b>0.00</b>	<b>0.00</b>	<b>0</b>	<b>147.79</b>	<b>0</b>	<b>147.79</b>	<b>0</b>	<b>0.00</b>	<b>0.00</b>	<b>-147.79</b>
<b>5020 SERVICES</b>										
14 FINANCE CHARGES AND BANK FEES	0.00	0.00	0	31.20	0	31.20	0	0.00	0.00	-31.20
21 DUES, LICENSE & MEMBERSHIP	572.50	572.50	28	0.00	0	0.00	0	0.00	0.00	0.00
<b>5020 SERVICES TOTAL</b>	<b>572.50</b>	<b>572.50</b>	<b>4</b>	<b>31.20</b>	<b>0</b>	<b>31.20</b>	<b>0</b>	<b>0.00</b>	<b>0.00</b>	<b>-31.20</b>
<b>TOTAL EXPENDITURES</b>	<b>33,019.40</b>	<b>33,019.40</b>	<b>7</b>	<b>30,185.87</b>	<b>0</b>	<b>30,185.87</b>	<b>0</b>	<b>0.00</b>	<b>0.00</b>	<b>-30,185.87</b>
<b>OTHER FINANCING SOURCES (USES)</b>										
<b>TOTAL OTHER FINANCING SOURCES (USES)</b>	<b>0.00</b>	<b>0.00</b>		<b>0.00</b>		<b>0.00</b>		<b>0.00</b>	<b>0.00</b>	<b>0.00</b>



**FUND DEPT 1080-020 : GENERAL CORPORATE - AUDITOR**

2/11/2025 4:27:14 PM

**PERIOD ENDING 1/31/2025**

	ACTUAL LAST YEAR			ACTUAL THIS YEAR				ENCUMBRANCE	BUDGET	UNENCUMBERED BALANCE
	CURRENT MONTH	YEAR TO DATE	%	CURRENT MONTH	%	YEAR TO DATE	%			
<b>NET CHANGE IN FUND BALANCE</b>	-33,019.40	-33,019.40		-30,185.87		-30,185.87		0.00	0.00	30,185.87





FUND DEPT 1080-021 : GENERAL CORPORATE - BOARD OF REVIEW

2/11/2025 4:27:14 PM

PERIOD ENDING 1/31/2025

	ACTUAL LAST YEAR			ACTUAL THIS YEAR				ENCUMBRANCE	BUDGET	UNENCUMBERED BALANCE
	CURRENT MONTH	YEAR TO DATE	%	CURRENT MONTH	%	YEAR TO DATE	%			
<b>REVENUES</b>										
<b>TOTAL REVENUES</b>	<b>0.00</b>	<b>0.00</b>	<b>0</b>	<b>0.00</b>	<b>0</b>	<b>0.00</b>	<b>0</b>	<b>0.00</b>	<b>0.00</b>	<b>0.00</b>
<b>EXPENDITURES</b>										
<b>5001 SALARIES AND WAGES</b>										
02 APPOINTED OFFICIAL SALARY	11,395.80	11,395.80	8	11,395.80	0	11,395.80	0	0.00	0.00	-11,395.80
<b>5001 SALARIES AND WAGES TOTAL</b>	<b>11,395.80</b>	<b>11,395.80</b>	<b>8</b>	<b>11,395.80</b>	<b>0</b>	<b>11,395.80</b>	<b>0</b>	<b>0.00</b>	<b>0.00</b>	<b>-11,395.80</b>
<b>5003 FRINGE BENEFITS</b>										
06 EE HEALTH/LIFE	1,577.05	1,577.05	0	1,492.05	0	1,492.05	0	0.00	0.00	-1,492.05
<b>5003 FRINGE BENEFITS TOTAL</b>	<b>1,577.05</b>	<b>1,577.05</b>	<b>0</b>	<b>1,492.05</b>	<b>0</b>	<b>1,492.05</b>	<b>0</b>	<b>0.00</b>	<b>0.00</b>	<b>-1,492.05</b>
<b>5010 COMMODITIES</b>										
02 OFFICE SUPPLIES	0.00	0.00	0	375.00	0	375.00	0	0.00	0.00	-375.00
<b>5010 COMMODITIES TOTAL</b>	<b>0.00</b>	<b>0.00</b>	<b>0</b>	<b>375.00</b>	<b>0</b>	<b>375.00</b>	<b>0</b>	<b>0.00</b>	<b>0.00</b>	<b>-375.00</b>
<b>5020 SERVICES</b>										
03 TRAVEL COSTS	14.47	14.47	1	120.00	0	120.00	0	0.00	0.00	-120.00
04 CONFERENCES AND TRAINING	855.00	855.00	10	2,065.00	0	2,065.00	0	0.00	0.00	-2,065.00
21 DUES, LICENSE & MEMBERSHIP	1,412.00	1,412.00	50	2,139.00	0	2,139.00	0	0.00	0.00	-2,139.00
<b>5020 SERVICES TOTAL</b>	<b>2,281.47</b>	<b>2,281.47</b>	<b>18</b>	<b>4,324.00</b>	<b>0</b>	<b>4,324.00</b>	<b>0</b>	<b>0.00</b>	<b>0.00</b>	<b>-4,324.00</b>
<b>TOTAL EXPENDITURES</b>	<b>15,254.32</b>	<b>15,254.32</b>	<b>9</b>	<b>17,586.85</b>	<b>0</b>	<b>17,586.85</b>	<b>0</b>	<b>0.00</b>	<b>0.00</b>	<b>-17,586.85</b>
<b>NET CHANGE IN FUND BALANCE</b>	<b>-15,254.32</b>	<b>-15,254.32</b>		<b>-17,586.85</b>		<b>-17,586.85</b>		<b>0.00</b>	<b>0.00</b>	<b>17,586.85</b>



FUND DEPT 1080-022 : GENERAL CORPORATE - COUNTY CLERK

2/11/2025 4:27:14 PM

PERIOD ENDING 1/31/2025

	ACTUAL LAST YEAR			ACTUAL THIS YEAR				ENCUMBRANCE	BUDGET	UNENCUMBERED BALANCE
	CURRENT MONTH	YEAR TO DATE	%	CURRENT MONTH	%	YEAR TO DATE	%			
<b>REVENUES</b>										
<b>4006 LICENSES AND PERMITS</b>										
01 LICENSES - BUSINESS	0.00	0.00	0	500.00	0	500.00	0	0.00	0.00	-500.00
10 LICENSES - NONBUSINESS	0.00	0.00	0	4,620.00	0	4,620.00	0	0.00	0.00	-4,620.00
<b>4006 LICENSES AND PERMITS TOTAL</b>	<b>0.00</b>	<b>0.00</b>	<b>0</b>	<b>5,120.00</b>	<b>0</b>	<b>5,120.00</b>	<b>0</b>	<b>0.00</b>	<b>0.00</b>	<b>-5,120.00</b>
<b>4007 CHARGES FOR SERVICES</b>										
01 CHARGES FOR SERVICES	0.00	0.00	0	26,691.90	0	26,691.90	0	0.00	0.00	-26,691.90
<b>4007 CHARGES FOR SERVICES TOTAL</b>	<b>0.00</b>	<b>0.00</b>	<b>0</b>	<b>26,691.90</b>	<b>0</b>	<b>26,691.90</b>	<b>0</b>	<b>0.00</b>	<b>0.00</b>	<b>-26,691.90</b>
<b>4008 INVESTMENT EARNINGS</b>										
01 INVESTMENT INTEREST	0.00	0.00	0	16.00	0	16.00	0	0.00	0.00	-16.00
<b>4008 INVESTMENT EARNINGS TOTAL</b>	<b>0.00</b>	<b>0.00</b>	<b>0</b>	<b>16.00</b>	<b>0</b>	<b>16.00</b>	<b>0</b>	<b>0.00</b>	<b>0.00</b>	<b>-16.00</b>
<b>4009 MISCELLANEOUS REVENUES</b>										
02 OTHER MISCELLANEOUS REVENUE	0.00	0.00	0	650.00	0	650.00	0	0.00	0.00	-650.00
<b>4009 MISCELLANEOUS REVENUES TOTAL</b>	<b>0.00</b>	<b>0.00</b>	<b>0</b>	<b>650.00</b>	<b>0</b>	<b>650.00</b>	<b>0</b>	<b>0.00</b>	<b>0.00</b>	<b>-650.00</b>
<b>TOTAL REVENUES</b>	<b>0.00</b>	<b>0.00</b>	<b>0</b>	<b>32,477.90</b>	<b>0</b>	<b>32,477.90</b>	<b>0</b>	<b>0.00</b>	<b>0.00</b>	<b>-32,477.90</b>
<b>EXPENDITURES</b>										
<b>5001 SALARIES AND WAGES</b>										
01 ELECTED OFFICIAL SALARY	8,311.12	8,311.12	7	8,803.38	0	8,803.38	0	0.00	0.00	-8,803.38
03 REGULAR FULL-TIME EMPLOYEES	38,642.52	38,642.52	5	57,595.67	0	57,595.67	0	0.00	0.00	-57,595.67
05 TEMPORARY STAFF	489.91	489.91	1	7,110.04	0	7,110.04	0	0.00	0.00	-7,110.04
<b>5001 SALARIES AND WAGES TOTAL</b>	<b>47,443.55</b>	<b>47,443.55</b>	<b>5</b>	<b>73,509.09</b>	<b>0</b>	<b>73,509.09</b>	<b>0</b>	<b>0.00</b>	<b>0.00</b>	<b>-73,509.09</b>
<b>5003 FRINGE BENEFITS</b>										
06 EE HEALTH/LIFE	9,876.91	9,876.91	0	13,371.33	0	13,371.33	0	0.00	0.00	-13,371.33
<b>5003 FRINGE BENEFITS TOTAL</b>	<b>9,876.91</b>	<b>9,876.91</b>	<b>0</b>	<b>13,371.33</b>	<b>0</b>	<b>13,371.33</b>	<b>0</b>	<b>0.00</b>	<b>0.00</b>	<b>-13,371.33</b>
<b>5010 COMMODITIES</b>										
01 STATIONERY AND PRINTING	497.89	497.89	1	1,593.94	0	1,593.94	0	0.00	0.00	-1,593.94
02 OFFICE SUPPLIES	155.27	155.27	3	138.62	0	138.62	0	0.00	0.00	-138.62



FUND DEPT 1080-022 : GENERAL CORPORATE - COUNTY CLERK

2/11/2025 4:27:14 PM

PERIOD ENDING 1/31/2025

	ACTUAL LAST YEAR			ACTUAL THIS YEAR				ENCUMBRANCE	BUDGET	UNENCUMBERED BALANCE
	CURRENT MONTH	YEAR TO DATE	%	CURRENT MONTH	%	YEAR TO DATE	%			
03 BOOKS, PERIODICALS, AND MANUAL	168.00	168.00	52	168.00	0	168.00	0	0.00	0.00	-168.00
04 POSTAGE, UPS, FEDEX	13,170.58	13,170.58	88	0.00	0	0.00	0	0.00	0.00	0.00
05 FOOD NON-TRAVEL	275.00	275.00	3	91.90	0	91.90	0	0.00	0.00	-91.90
09 VEHICLE SUPP/GAS & OIL	43.96	43.96	9	59.88	0	59.88	0	0.00	0.00	-59.88
15 ELECTION SUPPLIES	7,315.11	7,315.11	49	0.00	0	0.00	0	0.00	0.00	0.00
<b>5010 COMMODITIES TOTAL</b>	<b>21,625.81</b>	<b>21,625.81</b>	<b>19</b>	<b>2,052.34</b>	<b>0</b>	<b>2,052.34</b>	<b>0</b>	<b>0.00</b>	<b>0.00</b>	<b>-2,052.34</b>
<b>5020 SERVICES</b>										
01 PROFESSIONAL SERVICES	0.00	0.00	0	2,818.15	0	2,818.15	0	0.00	0.00	-2,818.15
02 OUTSIDE SERVICES	-25.00	-25.00	0	0.00	0	0.00	0	0.00	0.00	0.00
04 CONFERENCES AND TRAINING	600.00	600.00	24	0.00	0	0.00	0	0.00	0.00	0.00
16 ELECTION WORKERS (COCLK ONLY)	0.00	0.00	0	360.00	0	360.00	0	0.00	0.00	-360.00
19 ADVERTISING, LEGAL NOTICES	77.60	77.60	0	0.00	0	0.00	0	0.00	0.00	0.00
21 DUES, LICENSE & MEMBERSHIP	730.00	730.00	49	915.00	0	915.00	0	0.00	0.00	-915.00
35 REPAIR & MAINT - EQUIP/AUTO	25,000.00	25,000.00	83	0.00	0	0.00	0	0.00	0.00	0.00
37 REPAIR & MAINT - BUILDING	289.50	289.50	17	0.00	0	0.00	0	0.00	0.00	0.00
47 SOFTWARE LICENSE & SAAS	810.81	810.81	1	106,202.60	0	106,202.60	0	0.00	0.00	-106,202.60
48 PHONE/INTERNET	0.00	0.00	0	180.25	0	180.25	0	0.00	0.00	-180.25
<b>5020 SERVICES TOTAL</b>	<b>27,482.91</b>	<b>27,482.91</b>	<b>6</b>	<b>110,476.00</b>	<b>0</b>	<b>110,476.00</b>	<b>0</b>	<b>0.00</b>	<b>0.00</b>	<b>-110,476.00</b>
<b>TOTAL EXPENDITURES</b>	<b>106,429.18</b>	<b>106,429.18</b>	<b>7</b>	<b>199,408.76</b>	<b>0</b>	<b>199,408.76</b>	<b>0</b>	<b>0.00</b>	<b>0.00</b>	<b>-199,408.76</b>
<b>OTHER FINANCING SOURCES (USES)</b>										
<b>TOTAL OTHER FINANCING SOURCES (USES)</b>	<b>0.00</b>	<b>0.00</b>		<b>0.00</b>		<b>0.00</b>		<b>0.00</b>	<b>0.00</b>	<b>0.00</b>
<b>NET CHANGE IN FUND BALANCE</b>	<b>-106,429.18</b>	<b>-106,429.18</b>		<b>-166,930.86</b>		<b>-166,930.86</b>		<b>0.00</b>	<b>0.00</b>	<b>166,930.86</b>



FUND DEPT 1080-023 : GENERAL CORPORATE - RECORDER

2/11/2025 4:27:14 PM

PERIOD ENDING 1/31/2025

	ACTUAL LAST YEAR			ACTUAL THIS YEAR				ENCUMBRANCE	BUDGET	UNENCUMBERED BALANCE
	CURRENT MONTH	YEAR TO DATE	%	CURRENT MONTH	%	YEAR TO DATE	%			
<b>REVENUES</b>										
<b>4006 LICENSES AND PERMITS</b>										
11 PERMITS - NONBUSINESS	24,504.00	24,504.00	5	68,279.00	0	68,279.00	0	0.00	0.00	-68,279.00
<b>4006 LICENSES AND PERMITS TOTAL</b>	<b>24,504.00</b>	<b>24,504.00</b>	<b>5</b>	<b>68,279.00</b>	<b>0</b>	<b>68,279.00</b>	<b>0</b>	<b>0.00</b>	<b>0.00</b>	<b>-68,279.00</b>
<b>4007 CHARGES FOR SERVICES</b>										
01 CHARGES FOR SERVICES	38,192.50	38,192.50	5	39,251.00	0	39,251.00	0	0.00	0.00	-39,251.00
<b>4007 CHARGES FOR SERVICES TOTAL</b>	<b>38,192.50</b>	<b>38,192.50</b>	<b>5</b>	<b>39,251.00</b>	<b>0</b>	<b>39,251.00</b>	<b>0</b>	<b>0.00</b>	<b>0.00</b>	<b>-39,251.00</b>
<b>4009 MISCELLANEOUS REVENUES</b>										
02 OTHER MISCELLANEOUS REVENUE	248.20	248.20	1	287.00	0	287.00	0	0.00	0.00	-287.00
<b>4009 MISCELLANEOUS REVENUES TOTAL</b>	<b>248.20</b>	<b>248.20</b>	<b>1</b>	<b>287.00</b>	<b>0</b>	<b>287.00</b>	<b>0</b>	<b>0.00</b>	<b>0.00</b>	<b>-287.00</b>
<b>TOTAL REVENUES</b>	<b>62,944.70</b>	<b>62,944.70</b>	<b>5</b>	<b>107,817.00</b>	<b>0</b>	<b>107,817.00</b>	<b>0</b>	<b>0.00</b>	<b>0.00</b>	<b>-107,817.00</b>
<b>EXPENDITURES</b>										
<b>5001 SALARIES AND WAGES</b>										
03 REGULAR FULL-TIME EMPLOYEES	8,839.36	8,839.36	4	14,835.79	0	14,835.79	0	0.00	0.00	-14,835.79
<b>5001 SALARIES AND WAGES TOTAL</b>	<b>8,839.36</b>	<b>8,839.36</b>	<b>4</b>	<b>14,835.79</b>	<b>0</b>	<b>14,835.79</b>	<b>0</b>	<b>0.00</b>	<b>0.00</b>	<b>-14,835.79</b>
<b>5003 FRINGE BENEFITS</b>										
06 EE HEALTH/LIFE	3,394.77	3,394.77	0	4,123.20	0	4,123.20	0	0.00	0.00	-4,123.20
<b>5003 FRINGE BENEFITS TOTAL</b>	<b>3,394.77</b>	<b>3,394.77</b>	<b>0</b>	<b>4,123.20</b>	<b>0</b>	<b>4,123.20</b>	<b>0</b>	<b>0.00</b>	<b>0.00</b>	<b>-4,123.20</b>
<b>5010 COMMODITIES</b>										
05 FOOD NON-TRAVEL	29.00	29.00	24	36.00	0	36.00	0	0.00	0.00	-36.00
<b>5010 COMMODITIES TOTAL</b>	<b>29.00</b>	<b>29.00</b>	<b>6</b>	<b>36.00</b>	<b>0</b>	<b>36.00</b>	<b>0</b>	<b>0.00</b>	<b>0.00</b>	<b>-36.00</b>
<b>TOTAL EXPENDITURES</b>	<b>12,263.13</b>	<b>12,263.13</b>	<b>6</b>	<b>18,994.99</b>	<b>0</b>	<b>18,994.99</b>	<b>0</b>	<b>0.00</b>	<b>0.00</b>	<b>-18,994.99</b>
<b>NET CHANGE IN FUND BALANCE</b>	<b>50,681.57</b>	<b>50,681.57</b>		<b>88,822.01</b>		<b>88,822.01</b>		<b>0.00</b>	<b>0.00</b>	<b>-88,822.01</b>



FUND DEPT 1080-025 : GENERAL CORPORATE - SUPERVISOR OF ASSESSMENT

2/11/2025 4:27:14 PM


PERIOD ENDING 1/31/2025

	ACTUAL LAST YEAR			ACTUAL THIS YEAR				ENCUMBRANCE	BUDGET	UNENCUMBERED BALANCE
	CURRENT MONTH	YEAR TO DATE	%	CURRENT MONTH	%	YEAR TO DATE	%			
<b>REVENUES</b>										
<b>TOTAL REVENUES</b>	<b>0.00</b>	<b>0.00</b>	<b>0</b>	<b>0.00</b>	<b>0</b>	<b>0.00</b>	<b>0</b>	<b>0.00</b>	<b>0.00</b>	<b>0.00</b>
<b>EXPENDITURES</b>										
<b>5001 SALARIES AND WAGES</b>										
02 APPOINTED OFFICIAL SALARY	5,355.02	5,355.02	6	7,698.74	0	7,698.74	0	0.00	0.00	-7,698.74
03 REGULAR FULL-TIME EMPLOYEES	16,106.92	16,106.92	6	21,471.21	0	21,471.21	0	0.00	0.00	-21,471.21
<b>5001 SALARIES AND WAGES TOTAL</b>	<b>21,461.94</b>	<b>21,461.94</b>	<b>6</b>	<b>29,169.95</b>	<b>0</b>	<b>29,169.95</b>	<b>0</b>	<b>0.00</b>	<b>0.00</b>	<b>-29,169.95</b>
<b>5003 FRINGE BENEFITS</b>										
06 EE HEALTH/LIFE	5,502.19	5,502.19	0	6,286.22	0	6,286.22	0	0.00	0.00	-6,286.22
<b>5003 FRINGE BENEFITS TOTAL</b>	<b>5,502.19</b>	<b>5,502.19</b>	<b>0</b>	<b>6,286.22</b>	<b>0</b>	<b>6,286.22</b>	<b>0</b>	<b>0.00</b>	<b>0.00</b>	<b>-6,286.22</b>
<b>5010 COMMODITIES</b>										
02 OFFICE SUPPLIES	19.75	19.75	1	13.96	0	13.96	0	0.00	0.00	-13.96
03 BOOKS, PERIODICALS, AND MANUAL	168.00	168.00	40	168.00	0	168.00	0	0.00	0.00	-168.00
<b>5010 COMMODITIES TOTAL</b>	<b>187.75</b>	<b>187.75</b>	<b>3</b>	<b>181.96</b>	<b>0</b>	<b>181.96</b>	<b>0</b>	<b>0.00</b>	<b>0.00</b>	<b>-181.96</b>
<b>5020 SERVICES</b>										
04 CONFERENCES AND TRAINING	1,900.00	1,900.00	79	850.00	0	850.00	0	0.00	0.00	-850.00
21 DUES, LICENSE & MEMBERSHIP	565.00	565.00	61	565.00	0	565.00	0	0.00	0.00	-565.00
<b>5020 SERVICES TOTAL</b>	<b>2,465.00</b>	<b>2,465.00</b>	<b>7</b>	<b>1,415.00</b>	<b>0</b>	<b>1,415.00</b>	<b>0</b>	<b>0.00</b>	<b>0.00</b>	<b>-1,415.00</b>
<b>TOTAL EXPENDITURES</b>	<b>29,616.88</b>	<b>29,616.88</b>	<b>7</b>	<b>37,053.13</b>	<b>0</b>	<b>37,053.13</b>	<b>0</b>	<b>0.00</b>	<b>0.00</b>	<b>-37,053.13</b>
<b>NET CHANGE IN FUND BALANCE</b>	<b>-29,616.88</b>	<b>-29,616.88</b>		<b>-37,053.13</b>		<b>-37,053.13</b>		<b>0.00</b>	<b>0.00</b>	<b>37,053.13</b>



PERIOD ENDING 1/31/2025

	ACTUAL LAST YEAR			ACTUAL THIS YEAR				ENCUMBRANCE	BUDGET	UNENCUMBERED BALANCE
	CURRENT MONTH	YEAR TO DATE	%	CURRENT MONTH	%	YEAR TO DATE	%			
<b>REVENUES</b>										
<b>4001 PROPERTY TAX</b>										
05 PENALTIES ON TAXES	280.00	280.00	0	0.00	0	0.00	0	0.00	0.00	0.00
<b>4001 PROPERTY TAX TOTAL</b>	<b>280.00</b>	<b>280.00</b>	<b>0</b>	<b>0.00</b>	<b>0</b>	<b>0.00</b>	<b>0</b>	<b>0.00</b>	<b>0.00</b>	<b>0.00</b>
<b>TOTAL REVENUES</b>	<b>280.00</b>	<b>280.00</b>	<b>0</b>	<b>0.00</b>	<b>0</b>	<b>0.00</b>	<b>0</b>	<b>0.00</b>	<b>0.00</b>	<b>0.00</b>
<b>EXPENDITURES</b>										
<b>5001 SALARIES AND WAGES</b>										
01 ELECTED OFFICIAL SALARY	8,311.12	8,311.12	7	8,803.38	0	8,803.38	0	0.00	0.00	-8,803.38
03 REGULAR FULL-TIME EMPLOYEES	11,271.08	11,271.08	5	16,823.27	0	16,823.27	0	0.00	0.00	-16,823.27
<b>5001 SALARIES AND WAGES TOTAL</b>	<b>19,582.20</b>	<b>19,582.20</b>	<b>6</b>	<b>25,626.65</b>	<b>0</b>	<b>25,626.65</b>	<b>0</b>	<b>0.00</b>	<b>0.00</b>	<b>-25,626.65</b>
<b>5003 FRINGE BENEFITS</b>										
06 EE HEALTH/LIFE	4,476.70	4,476.70	0	4,225.80	0	4,225.80	0	0.00	0.00	-4,225.80
<b>5003 FRINGE BENEFITS TOTAL</b>	<b>4,476.70</b>	<b>4,476.70</b>	<b>0</b>	<b>4,225.80</b>	<b>0</b>	<b>4,225.80</b>	<b>0</b>	<b>0.00</b>	<b>0.00</b>	<b>-4,225.80</b>
<b>5010 COMMODITIES</b>										
02 OFFICE SUPPLIES	188.60	188.60	17	0.00	0	0.00	0	0.00	0.00	0.00
05 FOOD NON-TRAVEL	33.75	33.75	34	22.50	4	22.50	4	0.00	500.00	477.50
17 EQUIPMENT LESS THAN \$5000	716.05	716.05	99	0.00	0	0.00	0	0.00	0.00	0.00
<b>5010 COMMODITIES TOTAL</b>	<b>938.40</b>	<b>938.40</b>	<b>14</b>	<b>22.50</b>	<b>4</b>	<b>22.50</b>	<b>4</b>	<b>0.00</b>	<b>500.00</b>	<b>477.50</b>
<b>5020 SERVICES</b>										
01 PROFESSIONAL SERVICES	0.00	0.00	0	0.00	0	0.00	0	0.00	-500.00	-500.00
21 DUES, LICENSE & MEMBERSHIP	500.00	500.00	67	0.00	0	0.00	0	0.00	0.00	0.00
35 REPAIR & MAINT - EQUIP/AUTO	765.00	765.00	33	0.00	0	0.00	0	0.00	0.00	0.00
<b>5020 SERVICES TOTAL</b>	<b>1,265.00</b>	<b>1,265.00</b>	<b>3</b>	<b>0.00</b>	<b>0</b>	<b>0.00</b>	<b>0</b>	<b>0.00</b>	<b>-500.00</b>	<b>-500.00</b>
<b>TOTAL EXPENDITURES</b>	<b>26,262.30</b>	<b>26,262.30</b>	<b>7</b>	<b>29,874.95</b>	<b>0</b>	<b>29,874.95</b>	<b>0</b>	<b>0.00</b>	<b>0.00</b>	<b>-29,874.95</b>



**FUND DEPT 1080-026 : GENERAL CORPORATE - COUNTY TREASURER**

2/11/2025 4:27:14 PM

**PERIOD ENDING 1/31/2025**


	ACTUAL LAST YEAR			ACTUAL THIS YEAR				ENCUMBRANCE	BUDGET	UNENCUMBERED BALANCE
	CURRENT MONTH	YEAR TO DATE	%	CURRENT MONTH	%	YEAR TO DATE	%			
<b>NET CHANGE IN FUND BALANCE</b>	-25,982.30	-25,982.30		-29,874.95		-29,874.95		0.00	0.00	29,874.95



PERIOD ENDING 1/31/2025

	ACTUAL LAST YEAR			ACTUAL THIS YEAR				ENCUMBRANCE	BUDGET	UNENCUMBERED BALANCE
	CURRENT MONTH	YEAR TO DATE	%	CURRENT MONTH	%	YEAR TO DATE	%			
<b>REVENUES</b>										
<b>4004 INTERGOVERNMENTAL REVENUE</b>										
76 OTHER INTERGOVERNMENTAL	0.00	0.00	0	7,025.00	0	7,025.00	0	0.00	0.00	-7,025.00
<b>4004 INTERGOVERNMENTAL REVENUE TOTAL</b>	<b>0.00</b>	<b>0.00</b>	<b>0</b>	<b>7,025.00</b>	<b>0</b>	<b>7,025.00</b>	<b>0</b>	<b>0.00</b>	<b>0.00</b>	<b>-7,025.00</b>
<b>TOTAL REVENUES</b>	<b>0.00</b>	<b>0.00</b>	<b>0</b>	<b>7,025.00</b>	<b>0</b>	<b>7,025.00</b>	<b>0</b>	<b>0.00</b>	<b>0.00</b>	<b>-7,025.00</b>
<b>EXPENDITURES</b>										
<b>5001 SALARIES AND WAGES</b>										
03 REGULAR FULL-TIME EMPLOYEES	48,625.85	48,625.85	5	66,921.77	0	66,921.77	0	0.00	0.00	-66,921.77
05 TEMPORARY STAFF	1,992.05	1,992.05	15	1,084.00	0	1,084.00	0	0.00	0.00	-1,084.00
<b>5001 SALARIES AND WAGES TOTAL</b>	<b>50,617.90</b>	<b>50,617.90</b>	<b>5</b>	<b>68,005.77</b>	<b>0</b>	<b>68,005.77</b>	<b>0</b>	<b>0.00</b>	<b>0.00</b>	<b>-68,005.77</b>
<b>5003 FRINGE BENEFITS</b>										
06 EE HEALTH/LIFE	10,942.79	10,942.79	0	10,383.79	0	10,383.79	0	0.00	0.00	-10,383.79
<b>5003 FRINGE BENEFITS TOTAL</b>	<b>10,942.79</b>	<b>10,942.79</b>	<b>0</b>	<b>10,383.79</b>	<b>0</b>	<b>10,383.79</b>	<b>0</b>	<b>0.00</b>	<b>0.00</b>	<b>-10,383.79</b>
<b>5010 COMMODITIES</b>										
02 OFFICE SUPPLIES	5,052.37	5,052.37	16	4,158.25	0	4,158.25	0	0.00	0.00	-4,158.25
17 EQUIPMENT LESS THAN \$5000	33.99	33.99	0	3,985.96	0	3,985.96	0	0.00	0.00	-3,985.96
19 OPERATIONAL SUPPLIES	0.00	0.00	0	-4.29	0	-4.29	0	0.00	0.00	4.29
<b>5010 COMMODITIES TOTAL</b>	<b>5,086.36</b>	<b>5,086.36</b>	<b>7</b>	<b>8,139.92</b>	<b>0</b>	<b>8,139.92</b>	<b>0</b>	<b>0.00</b>	<b>0.00</b>	<b>-8,139.92</b>
<b>5020 SERVICES</b>										
04 CONFERENCES AND TRAINING	250.00	250.00	2	0.00	0	0.00	0	0.00	0.00	0.00
14 FINANCE CHARGES AND BANK FEES	-52.20	-52.20	0	0.00	0	0.00	0	0.00	0.00	0.00
21 DUES, LICENSE & MEMBERSHIP	125.00	125.00	10	0.00	0	0.00	0	0.00	0.00	0.00
35 REPAIR & MAINT - EQUIP/AUTO	3,742.75	3,742.75	0	0.00	0	0.00	0	0.00	0.00	0.00
47 SOFTWARE LICENSE & SAAS	10,739.96	10,739.96	35	526.34	0	526.34	0	0.00	0.00	-526.34
48 PHONE/INTERNET	2,515.60	2,515.60	4	4,783.41	0	4,783.41	0	0.00	0.00	-4,783.41
<b>5020 SERVICES TOTAL</b>	<b>17,321.11</b>	<b>17,321.11</b>	<b>5</b>	<b>5,309.75</b>	<b>0</b>	<b>5,309.75</b>	<b>0</b>	<b>0.00</b>	<b>0.00</b>	<b>-5,309.75</b>





PERIOD ENDING 1/31/2025

	ACTUAL LAST YEAR			ACTUAL THIS YEAR				ENCUMBRANCE	BUDGET	UNENCUMBERED BALANCE
	CURRENT MONTH	YEAR TO DATE	%	CURRENT MONTH	%	YEAR TO DATE	%			
<b>TOTAL EXPENDITURES</b>	83,968.16	83,968.16	6	91,839.23	0	91,839.23	0	0.00	0.00	-91,839.23
<b>OTHER FINANCING SOURCES (USES)</b>										
<b>TOTAL OTHER FINANCING SOURCES (USES)</b>	0.00	0.00		0.00		0.00		0.00	0.00	0.00
<b>NET CHANGE IN FUND BALANCE</b>	-83,968.16	-83,968.16		-84,814.23		-84,814.23		0.00	0.00	84,814.23



FUND DEPT 1080-030 : GENERAL CORPORATE - CIRCUIT CLERK

2/11/2025 4:27:14 PM

PERIOD ENDING 1/31/2025

	ACTUAL LAST YEAR			ACTUAL THIS YEAR				ENCUMBRANCE	BUDGET	UNENCUMBERED BALANCE
	CURRENT MONTH	YEAR TO DATE	%	CURRENT MONTH	%	YEAR TO DATE	%			
<b>REVENUES</b>										
<b>TOTAL REVENUES</b>	<b>0.00</b>	<b>0.00</b>	<b>0</b>	<b>0.00</b>	<b>0</b>	<b>0.00</b>	<b>0</b>	<b>0.00</b>	<b>0.00</b>	<b>0.00</b>
<b>EXPENDITURES</b>										
<b>5001 SALARIES AND WAGES</b>										
01 ELECTED OFFICIAL SALARY	7,227.34	7,227.34	7	7,777.62	0	7,777.62	0	0.00	0.00	-7,777.62
03 REGULAR FULL-TIME EMPLOYEES	77,660.94	77,660.94	6	99,835.98	0	99,835.98	0	0.00	0.00	-99,835.98
08 OVERTIME	98.50	98.50	3	535.66	0	535.66	0	0.00	0.00	-535.66
<b>5001 SALARIES AND WAGES TOTAL</b>	<b>84,986.78</b>	<b>84,986.78</b>	<b>6</b>	<b>108,149.26</b>	<b>0</b>	<b>108,149.26</b>	<b>0</b>	<b>0.00</b>	<b>0.00</b>	<b>-108,149.26</b>
<b>5003 FRINGE BENEFITS</b>										
06 EE HEALTH/LIFE	22,144.90	22,144.90	0	22,975.67	0	22,975.67	0	0.00	0.00	-22,975.67
<b>5003 FRINGE BENEFITS TOTAL</b>	<b>22,144.90</b>	<b>22,144.90</b>	<b>0</b>	<b>22,975.67</b>	<b>0</b>	<b>22,975.67</b>	<b>0</b>	<b>0.00</b>	<b>0.00</b>	<b>-22,975.67</b>
<b>5010 COMMODITIES</b>										
01 STATIONERY AND PRINTING	465.26	465.26	6	0.00	0	0.00	0	0.00	0.00	0.00
04 POSTAGE, UPS, FEDEX	240.35	240.35	8	104.90	0	104.90	0	0.00	0.00	-104.90
05 FOOD NON-TRAVEL	72.50	72.50	5	33.00	0	33.00	0	0.00	0.00	-33.00
12 UNIFORMS/CLOTHING	0.00	0.00	0	4,000.00	0	4,000.00	0	0.00	0.00	-4,000.00
19 OPERATIONAL SUPPLIES	53.35	53.35	0	0.00	0	0.00	0	22,335.98	0.00	-22,335.98
<b>5010 COMMODITIES TOTAL</b>	<b>831.46</b>	<b>831.46</b>	<b>1</b>	<b>4,137.90</b>	<b>0</b>	<b>4,137.90</b>	<b>0</b>	<b>22,335.98</b>	<b>0.00</b>	<b>-26,473.88</b>
<b>5020 SERVICES</b>										
14 FINANCE CHARGES AND BANK FEES	95.33	95.33	6	1.98	0	1.98	0	0.00	0.00	-1.98
21 DUES, LICENSE & MEMBERSHIP	725.00	725.00	116	25.00	0	25.00	0	0.00	0.00	-25.00
22 OPERATIONAL SERVICES	198.00	198.00	4	99.00	0	99.00	0	0.00	0.00	-99.00
47 SOFTWARE LICENSE & SAAS	2,500.00	2,500.00	2	31,000.00	0	31,000.00	0	0.00	0.00	-31,000.00
<b>5020 SERVICES TOTAL</b>	<b>3,518.33</b>	<b>3,518.33</b>	<b>2</b>	<b>31,125.98</b>	<b>0</b>	<b>31,125.98</b>	<b>0</b>	<b>0.00</b>	<b>0.00</b>	<b>-31,125.98</b>




**FUND DEPT 1080-030 : GENERAL CORPORATE - CIRCUIT CLERK**

2/11/2025 4:27:14 PM

**PERIOD ENDING 1/31/2025**

	ACTUAL LAST YEAR			ACTUAL THIS YEAR				ENCUMBRANCE	BUDGET	UNENCUMBERED BALANCE
	CURRENT MONTH	YEAR TO DATE	%	CURRENT MONTH	%	YEAR TO DATE	%			
<b>TOTAL EXPENDITURES</b>	<b>111,481.47</b>	<b>111,481.47</b>	<b>6</b>	<b>166,388.81</b>	<b>0</b>	<b>166,388.81</b>	<b>0</b>	<b>22,335.98</b>	<b>0.00</b>	<b>-188,724.79</b>
<b>OTHER FINANCING SOURCES (USES)</b>										
<b>TOTAL OTHER FINANCING SOURCES (USES)</b>	<b>0.00</b>	<b>0.00</b>		<b>0.00</b>		<b>0.00</b>		<b>0.00</b>	<b>0.00</b>	<b>0.00</b>
<b>NET CHANGE IN FUND BALANCE</b>	<b>-111,481.47</b>	<b>-111,481.47</b>		<b>-166,388.81</b>		<b>-166,388.81</b>		<b>-22,335.98</b>	<b>0.00</b>	<b>188,724.79</b>




FUND DEPT 1080-031 : GENERAL CORPORATE - CIRCUIT COURT

2/11/2025 4:27:14 PM

PERIOD ENDING 1/31/2025

	ACTUAL LAST YEAR			ACTUAL THIS YEAR				ENCUMBRANCE	BUDGET	UNENCUMBERED BALANCE
	CURRENT MONTH	YEAR TO DATE	%	CURRENT MONTH	%	YEAR TO DATE	%			
<b>REVENUES</b>										
<b>TOTAL REVENUES</b>	<b>0.00</b>	<b>0.00</b>	<b>0</b>	<b>0.00</b>	<b>0</b>	<b>0.00</b>	<b>0</b>	<b>0.00</b>	<b>0.00</b>	<b>0.00</b>
<b>EXPENDITURES</b>										
<b>5001 SALARIES AND WAGES</b>										
03 REGULAR FULL-TIME EMPLOYEES	41,799.90	41,799.90	5	63,134.67	0	63,134.67	0	0.00	0.00	-63,134.67
<b>5001 SALARIES AND WAGES TOTAL</b>	<b>41,799.90</b>	<b>41,799.90</b>	<b>5</b>	<b>63,134.67</b>	<b>0</b>	<b>63,134.67</b>	<b>0</b>	<b>0.00</b>	<b>0.00</b>	<b>-63,134.67</b>
<b>5003 FRINGE BENEFITS</b>										
06 EE HEALTH/LIFE	13,017.50	13,017.50	0	14,391.94	0	14,391.94	0	0.00	0.00	-14,391.94
<b>5003 FRINGE BENEFITS TOTAL</b>	<b>13,017.50</b>	<b>13,017.50</b>	<b>0</b>	<b>14,391.94</b>	<b>0</b>	<b>14,391.94</b>	<b>0</b>	<b>0.00</b>	<b>0.00</b>	<b>-14,391.94</b>
<b>5010 COMMODITIES</b>										
03 BOOKS, PERIODICALS, AND MANUAL	0.00	0.00	0	1,228.00	0	1,228.00	0	0.00	0.00	-1,228.00
08 MAINTENANCE SUPPLIES	48.87	48.87	8	0.00	0	0.00	0	0.00	0.00	0.00
19 OPERATIONAL SUPPLIES	229.14	229.14	11	201.90	0	201.90	0	0.00	0.00	-201.90
<b>5010 COMMODITIES TOTAL</b>	<b>278.01</b>	<b>278.01</b>	<b>1</b>	<b>1,429.90</b>	<b>0</b>	<b>1,429.90</b>	<b>0</b>	<b>0.00</b>	<b>0.00</b>	<b>-1,429.90</b>
<b>5020 SERVICES</b>										
01 PROFESSIONAL SERVICES	4,651.00	4,651.00	1	6,489.00	0	6,489.00	0	0.00	0.00	-6,489.00
22 OPERATIONAL SERVICES	1,000.00	1,000.00	12	8,066.07	0	8,066.07	0	0.00	0.00	-8,066.07
45 ATTORNEY/LEGAL SERVICES	32,464.00	32,464.00	17	32,614.00	578	32,614.00	578	0.00	-564.00	-33,178.00
					3		3			
<b>5020 SERVICES TOTAL</b>	<b>38,115.00</b>	<b>38,115.00</b>	<b>6</b>	<b>47,169.07</b>	<b>836</b>	<b>47,169.07</b>	<b>836</b>	<b>0.00</b>	<b>-564.00</b>	<b>-47,733.07</b>
					3		3			
<b>TOTAL EXPENDITURES</b>	<b>93,210.41</b>	<b>93,210.41</b>	<b>6</b>	<b>126,125.58</b>	<b>223</b>	<b>126,125.58</b>	<b>223</b>	<b>0.00</b>	<b>-564.00</b>	<b>-126,689.58</b>
					63		63			




**FUND DEPT 1080-031 : GENERAL CORPORATE - CIRCUIT COURT**

2/11/2025 4:27:14 PM

**PERIOD ENDING 1/31/2025**

	ACTUAL LAST YEAR			ACTUAL THIS YEAR				ENCUMBRANCE	BUDGET	UNENCUMBERED BALANCE
	CURRENT MONTH	YEAR TO DATE	%	CURRENT MONTH	%	YEAR TO DATE	%			
<b>OTHER FINANCING SOURCES (USES)</b>										
<b>TOTAL OTHER FINANCING SOURCES (USES)</b>	<b>0.00</b>	<b>0.00</b>		<b>0.00</b>		<b>0.00</b>		<b>0.00</b>	<b>0.00</b>	<b>0.00</b>
<b>NET CHANGE IN FUND BALANCE</b>	<b>-93,210.41</b>	<b>-93,210.41</b>		<b>-126,125.58</b>		<b>-126,125.58</b>		<b>0.00</b>	<b>564.00</b>	<b>126,689.58</b>



FUND DEPT 1080-032 : GENERAL CORPORATE - JURY COMMISSION

2/11/2025 4:27:14 PM

PERIOD ENDING 1/31/2025

	ACTUAL LAST YEAR			ACTUAL THIS YEAR				ENCUMBRANCE	BUDGET	UNENCUMBERED BALANCE
	CURRENT MONTH	YEAR TO DATE	%	CURRENT MONTH	%	YEAR TO DATE	%			
<b>REVENUES</b>										
<b>TOTAL REVENUES</b>	<b>0.00</b>	<b>0.00</b>	<b>0</b>	<b>0.00</b>	<b>0</b>	<b>0.00</b>	<b>0</b>	<b>0.00</b>	<b>0.00</b>	<b>0.00</b>
<b>EXPENDITURES</b>										
<b>5001 SALARIES AND WAGES</b>										
02 APPOINTED OFFICIAL SALARY	333.84	333.84	8	333.84	0	333.84	0	0.00	0.00	-333.84
03 REGULAR FULL-TIME EMPLOYEES	2,872.86	2,872.86	6	3,847.57	0	3,847.57	0	0.00	0.00	-3,847.57
<b>5001 SALARIES AND WAGES TOTAL</b>	<b>3,206.70</b>	<b>3,206.70</b>	<b>6</b>	<b>4,181.41</b>	<b>0</b>	<b>4,181.41</b>	<b>0</b>	<b>0.00</b>	<b>0.00</b>	<b>-4,181.41</b>
<b>5020 SERVICES</b>										
03 TRAVEL COSTS	657.60	657.60	2	2,500.20	0	2,500.20	0	0.00	0.00	-2,500.20
16 ELECTION WORKERS/JURORS	1,470.00	1,470.00	2	5,240.00	0	5,240.00	0	0.00	0.00	-5,240.00
22 OPERATIONAL SERVICES	0.00	0.00	0	0.00	0	0.00	0	0.00	564.00	564.00
<b>5020 SERVICES TOTAL</b>	<b>2,127.60</b>	<b>2,127.60</b>	<b>1</b>	<b>7,740.20</b>	<b>137</b>	<b>7,740.20</b>	<b>137</b>	<b>0.00</b>	<b>564.00</b>	<b>-7,176.20</b>
					<b>2</b>		<b>2</b>			
<b>TOTAL EXPENDITURES</b>	<b>5,334.30</b>	<b>5,334.30</b>	<b>3</b>	<b>11,921.61</b>	<b>211</b>	<b>11,921.61</b>	<b>211</b>	<b>0.00</b>	<b>564.00</b>	<b>-11,357.61</b>
					<b>4</b>		<b>4</b>			
<b>NET CHANGE IN FUND BALANCE</b>	<b>-5,334.30</b>	<b>-5,334.30</b>		<b>-11,921.61</b>		<b>-11,921.61</b>		<b>0.00</b>	<b>-564.00</b>	<b>11,357.61</b>




FUND DEPT 1080-036 : GENERAL CORPORATE - PUBLIC DEFENDER

2/11/2025 4:27:14 PM

PERIOD ENDING 1/31/2025

	ACTUAL LAST YEAR			ACTUAL THIS YEAR				ENCUMBRANCE	BUDGET	UNENCUMBERED BALANCE
	CURRENT MONTH	YEAR TO DATE	%	CURRENT MONTH	%	YEAR TO DATE	%			
<b>REVENUES</b>										
<b>TOTAL REVENUES</b>	<b>0.00</b>	<b>0.00</b>	<b>0</b>	<b>0.00</b>	<b>0</b>	<b>0.00</b>	<b>0</b>	<b>0.00</b>	<b>0.00</b>	<b>0.00</b>
<b>EXPENDITURES</b>										
<b>5001 SALARIES AND WAGES</b>										
02 APPOINTED OFFICIAL SALARY	13,668.60	13,668.60	8	14,311.20	0	14,311.20	0	0.00	0.00	-14,311.20
03 REGULAR FULL-TIME EMPLOYEES	82,037.77	82,037.77	5	110,856.81	0	110,856.81	0	0.00	0.00	-110,856.81
<b>5001 SALARIES AND WAGES TOTAL</b>	<b>95,706.37</b>	<b>95,706.37</b>	<b>6</b>	<b>125,168.01</b>	<b>0</b>	<b>125,168.01</b>	<b>0</b>	<b>0.00</b>	<b>0.00</b>	<b>-125,168.01</b>
<b>5003 FRINGE BENEFITS</b>										
06 EE HEALTH/LIFE	9,947.81	9,947.81	0	13,535.66	0	13,535.66	0	0.00	0.00	-13,535.66
<b>5003 FRINGE BENEFITS TOTAL</b>	<b>9,947.81</b>	<b>9,947.81</b>	<b>0</b>	<b>13,535.66</b>	<b>0</b>	<b>13,535.66</b>	<b>0</b>	<b>0.00</b>	<b>0.00</b>	<b>-13,535.66</b>
<b>5010 COMMODITIES</b>										
02 OFFICE SUPPLIES	371.96	371.96	4	897.90	0	897.90	0	0.00	0.00	-897.90
03 BOOKS, PERIODICALS, AND MANUAL	0.00	0.00	0	163.13	0	163.13	0	0.00	0.00	-163.13
05 FOOD NON-TRAVEL	0.00	0.00	0	184.78	0	184.78	0	0.00	0.00	-184.78
17 EQUIPMENT LESS THAN \$5000	166.36	166.36	19	0.00	0	0.00	0	0.00	0.00	0.00
19 OPERATIONAL SUPPLIES	57.99	57.99	10	111.34	0	111.34	0	0.00	0.00	-111.34
<b>5010 COMMODITIES TOTAL</b>	<b>596.31</b>	<b>596.31</b>	<b>3</b>	<b>1,357.15</b>	<b>0</b>	<b>1,357.15</b>	<b>0</b>	<b>0.00</b>	<b>0.00</b>	<b>-1,357.15</b>
<b>5020 SERVICES</b>										
01 PROFESSIONAL SERVICES	4,429.00	4,429.00	9	900.00	0	900.00	0	0.00	0.00	-900.00
03 TRAVEL COSTS	581.20	581.20	22	0.00	0	0.00	0	0.00	0.00	0.00
04 CONFERENCES AND TRAINING	300.00	300.00	11	0.00	0	0.00	0	0.00	0.00	0.00
21 DUES, LICENSE & MEMBERSHIP	530.00	530.00	9	0.00	0	0.00	0	0.00	0.00	0.00
46 EQUIP LEASE/EQUIP RENT	0.00	0.00	0	10.00	0	10.00	0	0.00	0.00	-10.00
<b>5020 SERVICES TOTAL</b>	<b>5,840.20</b>	<b>5,840.20</b>	<b>8</b>	<b>910.00</b>	<b>0</b>	<b>910.00</b>	<b>0</b>	<b>0.00</b>	<b>0.00</b>	<b>-910.00</b>



**FUND DEPT 1080-036 : GENERAL CORPORATE - PUBLIC DEFENDER**

2/11/2025 4:27:14 PM

**PERIOD ENDING 1/31/2025**

	ACTUAL LAST YEAR			ACTUAL THIS YEAR				ENCUMBRANCE	BUDGET	UNENCUMBERED BALANCE
	CURRENT MONTH	YEAR TO DATE	%	CURRENT MONTH	%	YEAR TO DATE	%			
<b>TOTAL EXPENDITURES</b>	<b>112,090.69</b>	<b>112,090.69</b>	<b>6</b>	<b>140,970.82</b>	<b>0</b>	<b>140,970.82</b>	<b>0</b>	<b>0.00</b>	<b>0.00</b>	<b>-140,970.82</b>
<b>NET CHANGE IN FUND BALANCE</b>	<b>-112,090.69</b>	<b>-112,090.69</b>		<b>-140,970.82</b>		<b>-140,970.82</b>		<b>0.00</b>	<b>0.00</b>	<b>140,970.82</b>





FUND DEPT 1080-040 : GENERAL CORPORATE - SHERIFF

2/11/2025 4:27:14 PM

PERIOD ENDING 1/31/2025

	ACTUAL LAST YEAR			ACTUAL THIS YEAR				ENCUMBRANCE	BUDGET	UNENCUMBERED BALANCE
	CURRENT MONTH	YEAR TO DATE	%	CURRENT MONTH	%	YEAR TO DATE	%			
<b>REVENUES</b>										
<b>4004 INTERGOVERNMENTAL REVENUE</b>										
11 STATE - OTHER (NON-MANDATORY)	305.66	305.66	8	0.00	0	0.00	0	0.00	0.00	0.00
51 FEDERAL - OTHER	593.34	593.34	10	0.00	0	0.00	0	0.00	0.00	0.00
76 OTHER INTERGOVERNMENTAL	0.00	0.00	0	108,961.37	0	108,961.37	0	0.00	0.00	-108,961.37
<b>4004 INTERGOVERNMENTAL REVENUE TOTAL</b>	<b>899.00</b>	<b>899.00</b>	<b>0</b>	<b>108,961.37</b>	<b>0</b>	<b>108,961.37</b>	<b>0</b>	<b>0.00</b>	<b>0.00</b>	<b>-108,961.37</b>
<b>4007 CHARGES FOR SERVICES</b>										
01 CHARGES FOR SERVICES	14,049.00	14,049.00	10	6,208.50	0	6,208.50	0	0.00	0.00	-6,208.50
<b>4007 CHARGES FOR SERVICES TOTAL</b>	<b>14,049.00</b>	<b>14,049.00</b>	<b>10</b>	<b>6,208.50</b>	<b>0</b>	<b>6,208.50</b>	<b>0</b>	<b>0.00</b>	<b>0.00</b>	<b>-6,208.50</b>
<b>4009 MISCELLANEOUS REVENUES</b>										
01 GIFTS AND DONATIONS	0.00	0.00	0	50.00	0	50.00	0	0.00	0.00	-50.00
02 OTHER MISCELLANEOUS REVENUE	45.00	45.00	0	0.00	0	0.00	0	0.00	0.00	0.00
<b>4009 MISCELLANEOUS REVENUES TOTAL</b>	<b>45.00</b>	<b>45.00</b>	<b>0</b>	<b>50.00</b>	<b>0</b>	<b>50.00</b>	<b>0</b>	<b>0.00</b>	<b>0.00</b>	<b>-50.00</b>
<b>TOTAL REVENUES</b>	<b>14,993.00</b>	<b>14,993.00</b>	<b>1</b>	<b>115,219.87</b>	<b>0</b>	<b>115,219.87</b>	<b>0</b>	<b>0.00</b>	<b>0.00</b>	<b>-115,219.87</b>
<b>EXPENDITURES</b>										
<b>5001 SALARIES AND WAGES</b>										
03 REGULAR FULL-TIME EMPLOYEES	18,828.91	18,828.91	6	22,377.03	0	22,377.03	0	0.00	0.00	-22,377.03
<b>5001 SALARIES AND WAGES TOTAL</b>	<b>18,828.91</b>	<b>18,828.91</b>	<b>6</b>	<b>22,377.03</b>	<b>0</b>	<b>22,377.03</b>	<b>0</b>	<b>0.00</b>	<b>0.00</b>	<b>-22,377.03</b>
<b>5002 LAW ENFORCEMENT SALARIES</b>										
01 SLEP - ELECTED OFFICIAL SALARY	11,699.94	11,699.94	7	12,720.98	0	12,720.98	0	0.00	0.00	-12,720.98
02 SLEP - APPOINTED OFFICIAL SALA	296.30	296.30	7	307.70	0	307.70	0	0.00	0.00	-307.70
03 SLEP - FULL-TIME EMPLOYEE	260,516.80	260,516.80	5	400,393.79	0	400,393.79	0	0.00	0.00	-400,393.79
06 SLEP - OVERTIME	38,837.90	38,837.90	14	45,441.54	0	45,441.54	0	0.00	0.00	-45,441.54
<b>5002 LAW ENFORCEMENT SALARIES TOTAL</b>	<b>311,350.94</b>	<b>311,350.94</b>	<b>6</b>	<b>458,864.01</b>	<b>0</b>	<b>458,864.01</b>	<b>0</b>	<b>0.00</b>	<b>0.00</b>	<b>-458,864.01</b>



FUND DEPT 1080-040 : GENERAL CORPORATE - SHERIFF

2/11/2025 4:27:14 PM

PERIOD ENDING 1/31/2025

	ACTUAL LAST YEAR			ACTUAL THIS YEAR				ENCUMBRANCE	BUDGET	UNENCUMBERED BALANCE
	CURRENT MONTH	YEAR TO DATE	%	CURRENT MONTH	%	YEAR TO DATE	%			
<b>5003 FRINGE BENEFITS</b>										
06 EE HEALTH/LIFE	45,126.68	45,126.68	0	41,180.09	0	41,180.09	0	0.00	0.00	-41,180.09
<b>5003 FRINGE BENEFITS TOTAL</b>	<b>45,126.68</b>	<b>45,126.68</b>	<b>0</b>	<b>41,180.09</b>	<b>0</b>	<b>41,180.09</b>	<b>0</b>	<b>0.00</b>	<b>0.00</b>	<b>-41,180.09</b>
<b>5010 COMMODITIES</b>										
01 STATIONERY AND PRINTING	146.48	146.48	12	83.07	0	83.07	0	0.00	0.00	-83.07
02 OFFICE SUPPLIES	516.11	516.11	11	562.73	0	562.73	0	0.00	0.00	-562.73
05 FOOD NON-TRAVEL	45.79	45.79	27	41.95	-58	41.95	-58	0.00	-72.00	-113.95
09 VEHICLE SUPP/GAS & OIL	0.00	0.00	0	15,271.76	0	15,271.76	0	0.00	0.00	-15,271.76
12 UNIFORMS/CLOTHING	692.39	692.39	2	4,414.74	0	4,414.74	0	0.00	0.00	-4,414.74
17 EQUIPMENT LESS THAN \$5000	3,263.98	3,263.98	65	1,147.89	15	1,147.89	15	0.00	7,500.00	6,352.11
18 VEHICLE EQUIP LESS THAN \$5000	0.00	0.00	0	1,533.25	0	1,533.25	0	0.00	0.00	-1,533.25
19 OPERATIONAL SUPPLIES	1,419.47	1,419.47	8	667.71	0	667.71	0	0.00	0.00	-667.71
21 EMPLOYEE DEVELOP/RECOGNITION	0.00	0.00	0	250.00	2	250.00	2	0.00	15,000.00	14,750.00
<b>5010 COMMODITIES TOTAL</b>	<b>6,084.22</b>	<b>6,084.22</b>	<b>2</b>	<b>23,973.10</b>	<b>107</b>	<b>23,973.10</b>	<b>107</b>	<b>0.00</b>	<b>22,428.00</b>	<b>-1,545.10</b>
<b>5020 SERVICES</b>										
02 OUTSIDE SERVICES	5,990.00	5,990.00	14	0.00	0	0.00	0	0.00	7,676.55	7,676.55
03 TRAVEL COSTS	0.00	0.00	0	2,781.22	56	2,781.22	56	0.00	5,000.00	2,218.78
04 CONFERENCES AND TRAINING	10,786.00	10,786.00	18	12,786.00	64	12,786.00	64	0.00	20,000.00	7,214.00
19 ADVERTISING, LEGAL NOTICES	0.00	0.00	0	286.27	4	286.27	4	0.00	7,500.00	7,213.73
21 DUES, LICENSE & MEMBERSHIP	151.00	151.00	3	1,371.00	0	1,371.00	0	0.00	0.00	-1,371.00
22 OPERATIONAL SERVICES	165,324.00	165,324.00	25	167,756.50	0	167,756.50	0	0.00	0.00	-167,756.50
35 REPAIR & MAINT - EQUIP/AUTO	2,563.00	2,563.00	10	3,827.56	0	3,827.56	0	0.00	0.00	-3,827.56
46 EQUIP LEASE/EQUIP RENT	11.99	11.99	8	5.99	8	5.99	8	0.00	72.00	66.01
47 SOFTWARE LICENSE & SAAS	125,282.21	125,282.21	66	380,859.00	0	380,859.00	0	0.00	0.00	-380,859.00
48 PHONE/INTERNET	0.00	0.00	0	2,448.32	0	2,448.32	0	0.00	0.00	-2,448.32
<b>5020 SERVICES TOTAL</b>	<b>310,108.20</b>	<b>310,108.20</b>	<b>29</b>	<b>572,121.86</b>	<b>142</b>	<b>572,121.86</b>	<b>142</b>	<b>0.00</b>	<b>40,248.55</b>	<b>-531,873.31</b>



**FUND DEPT 1080-040 : GENERAL CORPORATE - SHERIFF**

2/11/2025 4:27:14 PM

**PERIOD ENDING 1/31/2025**

	ACTUAL LAST YEAR			ACTUAL THIS YEAR				ENCUMBRANCE	BUDGET	UNENCUMBERED BALANCE
	CURRENT MONTH	YEAR TO DATE	%	CURRENT MONTH	%	YEAR TO DATE	%			
<b>TOTAL EXPENDITURES</b>	691,498.95	691,498.95	10	1,118,516.09	178 5	1,118,516.09	178 5	0.00	62,676.55	-1,055,839.54
<b>OTHER FINANCING SOURCES (USES)</b>										
<b>TOTAL OTHER FINANCING SOURCES (USES)</b>	0.00	0.00		0.00		0.00		0.00	0.00	0.00
<b>NET CHANGE IN FUND BALANCE</b>	-676,505.95	-676,505.95		-1,003,296.22		-1,003,296.22		0.00	-62,676.55	940,619.67



FUND DEPT 1080-041 : GENERAL CORPORATE - STATES ATTORNEY

2/11/2025 4:27:14 PM

PERIOD ENDING 1/31/2025

	ACTUAL LAST YEAR			ACTUAL THIS YEAR				ENCUMBRANCE	BUDGET	UNENCUMBERED BALANCE
	CURRENT MONTH	YEAR TO DATE	%	CURRENT MONTH	%	YEAR TO DATE	%			
<b>REVENUES</b>										
<b>TOTAL REVENUES</b>	<b>0.00</b>	<b>0.00</b>	<b>0</b>	<b>0.00</b>	<b>0</b>	<b>0.00</b>	<b>0</b>	<b>0.00</b>	<b>0.00</b>	<b>0.00</b>
<b>EXPENDITURES</b>										
<b>5001 SALARIES AND WAGES</b>										
01 ELECTED OFFICIAL SALARY	14,624.92	14,624.92	7	15,901.22	0	15,901.22	0	0.00	0.00	-15,901.22
03 REGULAR FULL-TIME EMPLOYEES	129,406.66	129,406.66	5	273,426.27	0	273,426.27	0	0.00	0.00	-273,426.27
08 OVERTIME	1,257.75	1,257.75	0	468.11	0	468.11	0	0.00	0.00	-468.11
<b>5001 SALARIES AND WAGES TOTAL</b>	<b>145,289.33</b>	<b>145,289.33</b>	<b>5</b>	<b>289,795.60</b>	<b>0</b>	<b>289,795.60</b>	<b>0</b>	<b>0.00</b>	<b>0.00</b>	<b>-289,795.60</b>
<b>5003 FRINGE BENEFITS</b>										
06 EE HEALTH/LIFE	31,339.37	31,339.37	0	28,538.84	0	28,538.84	0	0.00	0.00	-28,538.84
<b>5003 FRINGE BENEFITS TOTAL</b>	<b>31,339.37</b>	<b>31,339.37</b>	<b>0</b>	<b>28,538.84</b>	<b>0</b>	<b>28,538.84</b>	<b>0</b>	<b>0.00</b>	<b>0.00</b>	<b>-28,538.84</b>
<b>5020 SERVICES</b>										
48 PHONE/INTERNET	90.00	90.00	0	60.00	0	60.00	0	0.00	0.00	-60.00
<b>5020 SERVICES TOTAL</b>	<b>90.00</b>	<b>90.00</b>	<b>0</b>	<b>60.00</b>	<b>0</b>	<b>60.00</b>	<b>0</b>	<b>0.00</b>	<b>0.00</b>	<b>-60.00</b>
<b>TOTAL EXPENDITURES</b>	<b>176,718.70</b>	<b>176,718.70</b>	<b>6</b>	<b>318,394.44</b>	<b>0</b>	<b>318,394.44</b>	<b>0</b>	<b>0.00</b>	<b>0.00</b>	<b>-318,394.44</b>
<b>OTHER FINANCING SOURCES (USES)</b>										
<b>TOTAL OTHER FINANCING SOURCES (USES)</b>	<b>0.00</b>	<b>0.00</b>		<b>0.00</b>		<b>0.00</b>		<b>0.00</b>	<b>0.00</b>	<b>0.00</b>
<b>NET CHANGE IN FUND BALANCE</b>	<b>-176,718.70</b>	<b>-176,718.70</b>		<b>-318,394.44</b>		<b>-318,394.44</b>		<b>0.00</b>	<b>0.00</b>	<b>318,394.44</b>




FUND DEPT 1080-042 : GENERAL CORPORATE - CORONER

2/11/2025 4:27:14 PM

PERIOD ENDING 1/31/2025

	ACTUAL LAST YEAR			ACTUAL THIS YEAR				ENCUMBRANCE	BUDGET	UNENCUMBERED BALANCE
	CURRENT MONTH	YEAR TO DATE	%	CURRENT MONTH	%	YEAR TO DATE	%			
<b>REVENUES</b>										
<b>TOTAL REVENUES</b>	<b>0.00</b>	<b>0.00</b>	<b>0</b>	<b>0.00</b>	<b>0</b>	<b>0.00</b>	<b>0</b>	<b>0.00</b>	<b>0.00</b>	<b>0.00</b>
<b>EXPENDITURES</b>										
<b>5001 SALARIES AND WAGES</b>										
01 ELECTED OFFICIAL SALARY	0.00	0.00	0	7,205.08	0	7,205.08	0	0.00	0.00	-7,205.08
03 REGULAR FULL-TIME EMPLOYEES	16,831.03	16,831.03	4	25,994.96	0	25,994.96	0	0.00	0.00	-25,994.96
05 TEMPORARY STAFF	791.98	791.98	2	1,886.50	0	1,886.50	0	0.00	0.00	-1,886.50
08 OVERTIME	10,750.72	10,750.72	47	8,146.32	0	8,146.32	0	0.00	0.00	-8,146.32
<b>5001 SALARIES AND WAGES TOTAL</b>	<b>28,373.73</b>	<b>28,373.73</b>	<b>5</b>	<b>43,232.86</b>	<b>0</b>	<b>43,232.86</b>	<b>0</b>	<b>0.00</b>	<b>0.00</b>	<b>-43,232.86</b>
<b>5003 FRINGE BENEFITS</b>										
06 EE HEALTH/LIFE	4,309.30	4,309.30	0	3,038.87	0	3,038.87	0	0.00	0.00	-3,038.87
<b>5003 FRINGE BENEFITS TOTAL</b>	<b>4,309.30</b>	<b>4,309.30</b>	<b>0</b>	<b>3,038.87</b>	<b>0</b>	<b>3,038.87</b>	<b>0</b>	<b>0.00</b>	<b>0.00</b>	<b>-3,038.87</b>
<b>5010 COMMODITIES</b>										
02 OFFICE SUPPLIES	48.27	48.27	8	40.72	0	40.72	0	0.00	0.00	-40.72
04 POSTAGE, UPS, FEDEX	0.00	0.00	0	43.38	0	43.38	0	0.00	0.00	-43.38
09 VEHICLE SUPP/GAS & OIL	113.05	113.05	6	0.00	0	0.00	0	0.00	0.00	0.00
19 OPERATIONAL SUPPLIES	263.19	263.19	1	0.00	0	0.00	0	0.00	0.00	0.00
<b>5010 COMMODITIES TOTAL</b>	<b>424.51</b>	<b>424.51</b>	<b>1</b>	<b>84.10</b>	<b>0</b>	<b>84.10</b>	<b>0</b>	<b>0.00</b>	<b>0.00</b>	<b>-84.10</b>
<b>5020 SERVICES</b>										
04 CONFERENCES AND TRAINING	100.00	100.00	10	378.00	0	378.00	0	0.00	0.00	-378.00
08 LABORATORY FEES	0.00	0.00	0	0.00	0	0.00	0	0.00	-420.00	-420.00
17 WASTE DISPOSAL AND RECYCLING	344.60	344.60	8	283.50	0	283.50	0	0.00	0.00	-283.50
47 SOFTWARE LICENSE & SAAS	0.00	0.00	0	420.00	100	420.00	100	0.00	420.00	0.00
<b>5020 SERVICES TOTAL</b>	<b>444.60</b>	<b>444.60</b>	<b>0</b>	<b>1,081.50</b>	<b>0</b>	<b>1,081.50</b>	<b>0</b>	<b>0.00</b>	<b>0.00</b>	<b>-1,081.50</b>



**FUND DEPT 1080-042 : GENERAL CORPORATE - CORONER**

2/11/2025 4:27:14 PM


**PERIOD ENDING 1/31/2025**

	ACTUAL LAST YEAR			ACTUAL THIS YEAR				ENCUMBRANCE	BUDGET	UNENCUMBERED BALANCE
	CURRENT MONTH	YEAR TO DATE	%	CURRENT MONTH	%	YEAR TO DATE	%			
<b>TOTAL EXPENDITURES</b>	<b>33,552.14</b>	<b>33,552.14</b>	<b>4</b>	<b>47,437.33</b>	<b>0</b>	<b>47,437.33</b>	<b>0</b>	<b>0.00</b>	<b>0.00</b>	<b>-47,437.33</b>
<b>NET CHANGE IN FUND BALANCE</b>	<b>-33,552.14</b>	<b>-33,552.14</b>		<b>-47,437.33</b>		<b>-47,437.33</b>		<b>0.00</b>	<b>0.00</b>	<b>47,437.33</b>



PERIOD ENDING 1/31/2025

	ACTUAL LAST YEAR			ACTUAL THIS YEAR				ENCUMBRANCE	BUDGET	UNENCUMBERED BALANCE
	CURRENT MONTH	YEAR TO DATE	%	CURRENT MONTH	%	YEAR TO DATE	%			
<b>REVENUES</b>										
<b>4004 INTERGOVERNMENTAL REVENUE</b>										
76 OTHER INTERGOVERNMENTAL	0.00	0.00	0	20,356.00	0	20,356.00	0	0.00	0.00	-20,356.00
<b>4004 INTERGOVERNMENTAL REVENUE TOTAL</b>	<b>0.00</b>	<b>0.00</b>	<b>0</b>	<b>20,356.00</b>	<b>0</b>	<b>20,356.00</b>	<b>0</b>	<b>0.00</b>	<b>0.00</b>	<b>-20,356.00</b>
<b>TOTAL REVENUES</b>	<b>0.00</b>	<b>0.00</b>	<b>0</b>	<b>20,356.00</b>	<b>0</b>	<b>20,356.00</b>	<b>0</b>	<b>0.00</b>	<b>0.00</b>	<b>-20,356.00</b>
<b>EXPENDITURES</b>										
<b>5001 SALARIES AND WAGES</b>										
02 APPOINTED OFFICIAL SALARY	4,779.00	4,779.00	6	6,372.00	0	6,372.00	0	0.00	0.00	-6,372.00
03 REGULAR FULL-TIME EMPLOYEES	3,791.25	3,791.25	6	5,206.60	0	5,206.60	0	0.00	0.00	-5,206.60
<b>5001 SALARIES AND WAGES TOTAL</b>	<b>8,570.25</b>	<b>8,570.25</b>	<b>6</b>	<b>11,578.60</b>	<b>0</b>	<b>11,578.60</b>	<b>0</b>	<b>0.00</b>	<b>0.00</b>	<b>-11,578.60</b>
<b>5003 FRINGE BENEFITS</b>										
06 EE HEALTH/LIFE	5.20	5.20	0	5.20	0	5.20	0	0.00	0.00	-5.20
<b>5003 FRINGE BENEFITS TOTAL</b>	<b>5.20</b>	<b>5.20</b>	<b>0</b>	<b>5.20</b>	<b>0</b>	<b>5.20</b>	<b>0</b>	<b>0.00</b>	<b>0.00</b>	<b>-5.20</b>
<b>5010 COMMODITIES</b>										
02 OFFICE SUPPLIES	0.00	0.00	0	168.76	0	168.76	0	0.00	0.00	-168.76
09 VEHICLE SUPP/GAS & OIL	0.00	0.00	0	262.77	0	262.77	0	0.00	0.00	-262.77
<b>5010 COMMODITIES TOTAL</b>	<b>0.00</b>	<b>0.00</b>	<b>0</b>	<b>431.53</b>	<b>0</b>	<b>431.53</b>	<b>0</b>	<b>0.00</b>	<b>0.00</b>	<b>-431.53</b>
<b>5020 SERVICES</b>										
04 CONFERENCES AND TRAINING	0.00	0.00	0	45.00	0	45.00	0	0.00	0.00	-45.00
11 UTILITIES	29.95	29.95	8	33.95	0	33.95	0	0.00	0.00	-33.95
21 DUES, LICENSE & MEMBERSHIP	0.00	0.00	0	140.00	0	140.00	0	0.00	0.00	-140.00
48 PHONE/INTERNET	0.00	0.00	0	86.55	0	86.55	0	0.00	0.00	-86.55
<b>5020 SERVICES TOTAL</b>	<b>29.95</b>	<b>29.95</b>	<b>0</b>	<b>305.50</b>	<b>0</b>	<b>305.50</b>	<b>0</b>	<b>0.00</b>	<b>0.00</b>	<b>-305.50</b>
<b>TOTAL EXPENDITURES</b>	<b>8,605.40</b>	<b>8,605.40</b>	<b>5</b>	<b>12,320.83</b>	<b>0</b>	<b>12,320.83</b>	<b>0</b>	<b>0.00</b>	<b>0.00</b>	<b>-12,320.83</b>



PERIOD ENDING 1/31/2025

	ACTUAL LAST YEAR			ACTUAL THIS YEAR				ENCUMBRANCE	BUDGET	UNENCUMBERED BALANCE
	CURRENT MONTH	YEAR TO DATE	%	CURRENT MONTH	%	YEAR TO DATE	%			
NET CHANGE IN FUND BALANCE	-8,605.40	-8,605.40		8,035.17		8,035.17		0.00	0.00	-8,035.17





FUND DEPT 1080-051 : GENERAL CORPORATE - JUVENILE DETENTION CENTER

2/11/2025 4:27:14 PM

PERIOD ENDING 1/31/2025

	ACTUAL LAST YEAR			ACTUAL THIS YEAR				ENCUMBRANCE	BUDGET	UNENCUMBERED BALANCE
	CURRENT MONTH	YEAR TO DATE	%	CURRENT MONTH	%	YEAR TO DATE	%			
<b>REVENUES</b>										
<b>4004 INTERGOVERNMENTAL REVENUE</b>										
11 STATE - OTHER (NON-MANDATORY)	0.00	0.00	0	1,288.91	0	1,288.91	0	0.00	0.00	-1,288.91
<b>4004 INTERGOVERNMENTAL REVENUE TOTAL</b>	<b>0.00</b>	<b>0.00</b>	<b>0</b>	<b>1,288.91</b>	<b>0</b>	<b>1,288.91</b>	<b>0</b>	<b>0.00</b>	<b>0.00</b>	<b>-1,288.91</b>
<b>TOTAL REVENUES</b>	<b>0.00</b>	<b>0.00</b>	<b>0</b>	<b>1,288.91</b>	<b>0</b>	<b>1,288.91</b>	<b>0</b>	<b>0.00</b>	<b>0.00</b>	<b>-1,288.91</b>
<b>EXPENDITURES</b>										
<b>5001 SALARIES AND WAGES</b>										
03 REGULAR FULL-TIME EMPLOYEES	81,195.69	81,195.69	5	105,630.28	0	105,630.28	0	0.00	0.00	-105,630.28
05 TEMPORARY STAFF	4,564.13	4,564.13	8	6,267.30	0	6,267.30	0	0.00	0.00	-6,267.30
08 OVERTIME	49.50	49.50	5	2,006.06	0	2,006.06	0	0.00	0.00	-2,006.06
<b>5001 SALARIES AND WAGES TOTAL</b>	<b>85,809.32</b>	<b>85,809.32</b>	<b>5</b>	<b>113,903.64</b>	<b>0</b>	<b>113,903.64</b>	<b>0</b>	<b>0.00</b>	<b>0.00</b>	<b>-113,903.64</b>
<b>5003 FRINGE BENEFITS</b>										
06 EE HEALTH/LIFE	17,340.36	17,340.36	0	17,453.57	0	17,453.57	0	0.00	0.00	-17,453.57
<b>5003 FRINGE BENEFITS TOTAL</b>	<b>17,340.36</b>	<b>17,340.36</b>	<b>0</b>	<b>17,453.57</b>	<b>0</b>	<b>17,453.57</b>	<b>0</b>	<b>0.00</b>	<b>0.00</b>	<b>-17,453.57</b>
<b>5010 COMMODITIES</b>										
02 OFFICE SUPPLIES	125.74	125.74	8	8.98	0	8.98	0	0.00	0.00	-8.98
05 FOOD NON-TRAVEL	3,475.25	3,475.25	4	4,071.24	0	4,071.24	0	0.00	0.00	-4,071.24
06 MEDICAL SUPPLIES	57.40	57.40	1	0.00	0	0.00	0	0.00	0.00	0.00
08 MAINTENANCE SUPPLIES	29.88	29.88	6	0.00	0	0.00	0	0.00	0.00	0.00
12 UNIFORMS/CLOTHING	63.75	63.75	1	0.00	0	0.00	0	0.00	0.00	0.00
13 DIETARY NON-FOOD SUPPLIES	311.37	311.37	42	0.00	0	0.00	0	0.00	0.00	0.00
19 OPERATIONAL SUPPLIES	565.52	565.52	12	378.20	0	378.20	0	0.00	0.00	-378.20
<b>5010 COMMODITIES TOTAL</b>	<b>4,628.91</b>	<b>4,628.91</b>	<b>4</b>	<b>4,458.42</b>	<b>0</b>	<b>4,458.42</b>	<b>0</b>	<b>0.00</b>	<b>0.00</b>	<b>-4,458.42</b>
<b>5020 SERVICES</b>										
11 UTILITIES	25.44	25.44	13	30.53	0	30.53	0	0.00	0.00	-30.53
41 HEALTH/DNTL/VISION NON-PAYRLL	31,689.18	31,689.18	16	54,102.51	0	54,102.51	0	0.00	0.00	-54,102.51
48 PHONE/INTERNET	111.64	111.64	16	46.98	0	46.98	0	0.00	0.00	-46.98



**FUND DEPT 1080-051 : GENERAL CORPORATE - JUVENILE DETENTION CENTER**

2/11/2025 4:27:14 PM

**PERIOD ENDING 1/31/2025**

	ACTUAL LAST YEAR			ACTUAL THIS YEAR				ENCUMBRANCE	BUDGET	UNENCUMBERED BALANCE
	CURRENT MONTH	YEAR TO DATE	%	CURRENT MONTH	%	YEAR TO DATE	%			
<b>5020 SERVICES TOTAL</b>	31,826.26	31,826.26	14	54,180.02	0	54,180.02	0	0.00	0.00	-54,180.02
<b>TOTAL EXPENDITURES</b>	139,604.85	139,604.85	7	189,995.65	0	189,995.65	0	0.00	0.00	-189,995.65
<b>OTHER FINANCING SOURCES (USES)</b>										
<b>TOTAL OTHER FINANCING SOURCES (USES)</b>	0.00	0.00		0.00		0.00		0.00	0.00	0.00
<b>NET CHANGE IN FUND BALANCE</b>	-139,604.85	-139,604.85		-188,706.74		-188,706.74		0.00	0.00	188,706.74




FUND DEPT 1080-052 : GENERAL CORPORATE - COURT SERVICES -PROBATION

2/11/2025 4:27:14 PM


PERIOD ENDING 1/31/2025

	ACTUAL LAST YEAR			ACTUAL THIS YEAR				ENCUMBRANCE	BUDGET	UNENCUMBERED BALANCE
	CURRENT MONTH	YEAR TO DATE	%	CURRENT MONTH	%	YEAR TO DATE	%			
<b>REVENUES</b>										
<b>TOTAL REVENUES</b>	<b>0.00</b>	<b>0.00</b>	<b>0</b>	<b>0.00</b>	<b>0</b>	<b>0.00</b>	<b>0</b>	<b>0.00</b>	<b>0.00</b>	<b>0.00</b>
<b>EXPENDITURES</b>										
<b>5001 SALARIES AND WAGES</b>										
02 APPOINTED OFFICIAL SALARY	6,240.47	6,240.47	6	8,320.60	0	8,320.60	0	0.00	0.00	-8,320.60
03 REGULAR FULL-TIME EMPLOYEES	103,738.36	103,738.36	6	143,076.81	0	143,076.81	0	0.00	0.00	-143,076.81
<b>5001 SALARIES AND WAGES TOTAL</b>	<b>109,978.83</b>	<b>109,978.83</b>	<b>6</b>	<b>151,397.41</b>	<b>0</b>	<b>151,397.41</b>	<b>0</b>	<b>0.00</b>	<b>0.00</b>	<b>-151,397.41</b>
<b>5003 FRINGE BENEFITS</b>										
06 EE HEALTH/LIFE	25,329.97	25,329.97	0	20,929.12	0	20,929.12	0	0.00	0.00	-20,929.12
<b>5003 FRINGE BENEFITS TOTAL</b>	<b>25,329.97</b>	<b>25,329.97</b>	<b>0</b>	<b>20,929.12</b>	<b>0</b>	<b>20,929.12</b>	<b>0</b>	<b>0.00</b>	<b>0.00</b>	<b>-20,929.12</b>
<b>5010 COMMODITIES</b>										
01 STATIONERY AND PRINTING	370.16	370.16	47	0.00	0	0.00	0	0.00	0.00	0.00
02 OFFICE SUPPLIES	432.68	432.68	14	65.80	0	65.80	0	0.00	0.00	-65.80
08 MAINTENANCE SUPPLIES	0.00	0.00	0	26.93	0	26.93	0	0.00	0.00	-26.93
19 OPERATIONAL SUPPLIES	0.00	0.00	0	88.76	0	88.76	0	0.00	0.00	-88.76
<b>5010 COMMODITIES TOTAL</b>	<b>802.84</b>	<b>802.84</b>	<b>4</b>	<b>181.49</b>	<b>0</b>	<b>181.49</b>	<b>0</b>	<b>0.00</b>	<b>0.00</b>	<b>-181.49</b>
<b>5020 SERVICES</b>										
46 EQUIP LEASE/EQUIP RENT	0.00	0.00	0	90.43	0	90.43	0	0.00	0.00	-90.43
48 PHONE/INTERNET	258.94	258.94	16	329.72	0	329.72	0	0.00	0.00	-329.72
<b>5020 SERVICES TOTAL</b>	<b>258.94</b>	<b>258.94</b>	<b>3</b>	<b>420.15</b>	<b>0</b>	<b>420.15</b>	<b>0</b>	<b>0.00</b>	<b>0.00</b>	<b>-420.15</b>
<b>TOTAL EXPENDITURES</b>	<b>136,370.58</b>	<b>136,370.58</b>	<b>7</b>	<b>172,928.17</b>	<b>0</b>	<b>172,928.17</b>	<b>0</b>	<b>0.00</b>	<b>0.00</b>	<b>-172,928.17</b>
<b>OTHER FINANCING SOURCES (USES)</b>										
<b>TOTAL OTHER FINANCING SOURCES (USES)</b>	<b>0.00</b>	<b>0.00</b>		<b>0.00</b>		<b>0.00</b>		<b>0.00</b>	<b>0.00</b>	<b>0.00</b>

PERIOD ENDING 1/31/2025



	ACTUAL LAST YEAR			ACTUAL THIS YEAR				ENCUMBRANCE	BUDGET	UNENCUMBERED BALANCE
	CURRENT MONTH	YEAR TO DATE	%	CURRENT MONTH	%	YEAR TO DATE	%			
<b>NET CHANGE IN FUND BALANCE</b>	-136,370.58	-136,370.58		-172,928.17		-172,928.17		0.00	0.00	172,928.17



**FUND DEPT 1080-057 : GENERAL CORPORATE - DEPUTY SHERIFF MERIT COMM**

2/11/2025 4:27:14 PM

**PERIOD ENDING 1/31/2025**

	ACTUAL LAST YEAR			ACTUAL THIS YEAR				ENCUMBRANCE	BUDGET	UNENCUMBERED BALANCE
	CURRENT MONTH	YEAR TO DATE	%	CURRENT MONTH	%	YEAR TO DATE	%			
<b>REVENUES</b>										
<b>TOTAL REVENUES</b>	<b>0.00</b>	<b>0.00</b>	<b>0</b>	<b>0.00</b>	<b>0</b>	<b>0.00</b>	<b>0</b>	<b>0.00</b>	<b>0.00</b>	<b>0.00</b>
<b>EXPENDITURES</b>										
<b>5001 SALARIES AND WAGES</b>										
06 COUNTY BOARD MEMBER PER DIEM	135.00	135.00	14	0.00	0	0.00	0	0.00	0.00	0.00
<b>5001 SALARIES AND WAGES TOTAL</b>	<b>135.00</b>	<b>135.00</b>	<b>14</b>	<b>0.00</b>	<b>0</b>	<b>0.00</b>	<b>0</b>	<b>0.00</b>	<b>0.00</b>	<b>0.00</b>
<b>5020 SERVICES</b>										
03 TRAVEL COSTS	39.20	39.20	25	0.00	0	0.00	0	0.00	0.00	0.00
41 HEALTH/DNTL/VISION NON-PAYRLL	0.00	0.00	0	92.00	0	92.00	0	0.00	0.00	-92.00
<b>5020 SERVICES TOTAL</b>	<b>39.20</b>	<b>39.20</b>	<b>0</b>	<b>92.00</b>	<b>0</b>	<b>92.00</b>	<b>0</b>	<b>0.00</b>	<b>0.00</b>	<b>-92.00</b>
<b>TOTAL EXPENDITURES</b>	<b>174.20</b>	<b>174.20</b>	<b>1</b>	<b>92.00</b>	<b>0</b>	<b>92.00</b>	<b>0</b>	<b>0.00</b>	<b>0.00</b>	<b>-92.00</b>
<b>NET CHANGE IN FUND BALANCE</b>	<b>-174.20</b>	<b>-174.20</b>		<b>-92.00</b>		<b>-92.00</b>		<b>0.00</b>	<b>0.00</b>	<b>92.00</b>



**FUND DEPT 1080-059 : GENERAL CORPORATE - FACILITIES PLANNING**

2/11/2025 4:27:14 PM

**PERIOD ENDING 1/31/2025**

	ACTUAL LAST YEAR			ACTUAL THIS YEAR				ENCUMBRANCE	BUDGET	UNENCUMBERED BALANCE
	CURRENT MONTH	YEAR TO DATE	%	CURRENT MONTH	%	YEAR TO DATE	%			
<b>EXPENDITURES</b>										
<b>TOTAL EXPENDITURES</b>	0.00	0.00	0	0.00	0	0.00	0	0.00	0.00	0.00
<b>NET CHANGE IN FUND BALANCE</b>	0.00	0.00		0.00		0.00		0.00	0.00	0.00



**FUND DEPT 1080-060 : GENERAL CORPORATE - HIGHWAY**

2/11/2025 4:27:14 PM

**PERIOD ENDING 1/31/2025**


	ACTUAL LAST YEAR			ACTUAL THIS YEAR				ENCUMBRANCE	BUDGET	UNENCUMBERED BALANCE
	CURRENT MONTH	YEAR TO DATE	%	CURRENT MONTH	%	YEAR TO DATE	%			
<b>EXPENDITURES</b>										
<b>TOTAL EXPENDITURES</b>	0.00	0.00	0	0.00	0	0.00	0	0.00	0.00	0.00
<b>NET CHANGE IN FUND BALANCE</b>	0.00	0.00		0.00		0.00		0.00	0.00	0.00



PERIOD ENDING 1/31/2025


	ACTUAL LAST YEAR			ACTUAL THIS YEAR				ENCUMBRANCE	BUDGET	UNENCUMBERED BALANCE
	CURRENT MONTH	YEAR TO DATE	%	CURRENT MONTH	%	YEAR TO DATE	%			
<b>REVENUES</b>										
<b>4007 CHARGES FOR SERVICES</b>										
01 CHARGES FOR SERVICES	13,343.20	13,343.20	27	0.00	0	0.00	0	0.00	0.00	0.00
<b>4007 CHARGES FOR SERVICES TOTAL</b>	<b>13,343.20</b>	<b>13,343.20</b>	<b>27</b>	<b>0.00</b>	<b>0</b>	<b>0.00</b>	<b>0</b>	<b>0.00</b>	<b>0.00</b>	<b>0.00</b>
<b>4010 RENTS AND ROYALTIES</b>										
01 RENTS	42,415.64	42,415.64	4	36,162.59	0	36,162.59	0	0.00	0.00	-36,162.59
<b>4010 RENTS AND ROYALTIES TOTAL</b>	<b>42,415.64</b>	<b>42,415.64</b>	<b>4</b>	<b>36,162.59</b>	<b>0</b>	<b>36,162.59</b>	<b>0</b>	<b>0.00</b>	<b>0.00</b>	<b>-36,162.59</b>
<b>TOTAL REVENUES</b>	<b>55,758.84</b>	<b>55,758.84</b>	<b>5</b>	<b>36,162.59</b>	<b>0</b>	<b>36,162.59</b>	<b>0</b>	<b>0.00</b>	<b>0.00</b>	<b>-36,162.59</b>
<b>EXPENDITURES</b>										
<b>5001 SALARIES AND WAGES</b>										
03 REGULAR FULL-TIME EMPLOYEES	64,695.37	64,695.37	6	117,406.87	0	117,406.87	0	0.00	0.00	-117,406.87
04 REGULAR PART-TIME EMPLOYEES	1,998.00	1,998.00	4	3,903.46	0	3,903.46	0	0.00	0.00	-3,903.46
05 TEMPORARY STAFF	0.00	0.00	0	2,768.75	0	2,768.75	0	0.00	0.00	-2,768.75
<b>5001 SALARIES AND WAGES TOTAL</b>	<b>66,693.37</b>	<b>66,693.37</b>	<b>6</b>	<b>124,079.08</b>	<b>0</b>	<b>124,079.08</b>	<b>0</b>	<b>0.00</b>	<b>0.00</b>	<b>-124,079.08</b>
<b>5003 FRINGE BENEFITS</b>										
06 EE HEALTH/LIFE	19,409.61	19,409.61	0	17,739.02	0	17,739.02	0	0.00	0.00	-17,739.02
<b>5003 FRINGE BENEFITS TOTAL</b>	<b>19,409.61</b>	<b>19,409.61</b>	<b>0</b>	<b>17,739.02</b>	<b>0</b>	<b>17,739.02</b>	<b>0</b>	<b>0.00</b>	<b>0.00</b>	<b>-17,739.02</b>
<b>5010 COMMODITIES</b>										
08 MAINTENANCE SUPPLIES	4,109.06	4,109.06	5	6,814.40	0	6,814.40	0	0.00	0.00	-6,814.40
09 VEHICLE SUPP/GAS & OIL	23.74	23.74	0	24.74	0	24.74	0	0.00	0.00	-24.74
10 TOOLS	330.24	330.24	2	520.12	0	520.12	0	0.00	0.00	-520.12
11 GROUND SUPPLIES	114.20	114.20	2	678.40	0	678.40	0	0.00	0.00	-678.40
12 UNIFORMS/CLOTHING	786.95	786.95	16	624.78	0	624.78	0	0.00	0.00	-624.78
17 EQUIPMENT LESS THAN \$5000	1,063.38	1,063.38	10	2,121.39	0	2,121.39	0	0.00	0.00	-2,121.39
19 OPERATIONAL SUPPLIES	2,457.75	2,457.75	14	3,508.48	0	3,508.48	0	0.00	0.00	-3,508.48
<b>5010 COMMODITIES TOTAL</b>	<b>8,885.32</b>	<b>8,885.32</b>	<b>6</b>	<b>14,292.31</b>	<b>0</b>	<b>14,292.31</b>	<b>0</b>	<b>0.00</b>	<b>0.00</b>	<b>-14,292.31</b>





PERIOD ENDING 1/31/2025

	ACTUAL LAST YEAR			ACTUAL THIS YEAR				ENCUMBRANCE	BUDGET	UNENCUMBERED BALANCE
	CURRENT MONTH	YEAR TO DATE	%	CURRENT MONTH	%	YEAR TO DATE	%			
<b>5020 SERVICES</b>										
03 TRAVEL COSTS	295.47	295.47	12	303.73	0	303.73	0	0.00	0.00	-303.73
11 UTILITIES	7,909.11	7,909.11	1	13,275.76	0	13,275.76	0	0.00	0.00	-13,275.76
12 REPAIRS AND MAINTENANCE	0.00	0.00	0	85.00	0	85.00	0	0.00	0.00	-85.00
13 RENT	0.00	0.00	0	1,669.92	0	1,669.92	0	0.00	0.00	-1,669.92
17 WASTE DISPOSAL AND RECYCLING	13,470.03	13,470.03	21	3,074.69	0	3,074.69	0	0.00	0.00	-3,074.69
18 PARKING (non-travel)	930.00	930.00	2	0.00	0	0.00	0	0.00	0.00	0.00
35 REPAIR & MAINT - EQUIP/AUTO	109.99	109.99	5	0.00	0	0.00	0	0.00	0.00	0.00
37 REPAIR & MAINT - BUILDING	15,028.81	15,028.81	7	11,515.67	0	11,515.67	0	0.00	0.00	-11,515.67
46 EQUIP LEASE/EQUIP RENT	142.29	142.29	14	0.00	0	0.00	0	0.00	0.00	0.00
48 PHONE/INTERNET	410.35	410.35	2	432.55	0	432.55	0	0.00	0.00	-432.55
<b>5020 SERVICES TOTAL</b>	<b>38,296.05</b>	<b>38,296.05</b>	<b>3</b>	<b>30,357.32</b>	<b>0</b>	<b>30,357.32</b>	<b>0</b>	<b>0.00</b>	<b>0.00</b>	<b>-30,357.32</b>
<b>TOTAL EXPENDITURES</b>	<b>133,284.35</b>	<b>133,284.35</b>	<b>5</b>	<b>186,467.73</b>	<b>0</b>	<b>186,467.73</b>	<b>0</b>	<b>0.00</b>	<b>0.00</b>	<b>-186,467.73</b>
<b>OTHER FINANCING SOURCES (USES)</b>										
<b>TOTAL OTHER FINANCING SOURCES (USES)</b>	<b>0.00</b>	<b>0.00</b>		<b>0.00</b>		<b>0.00</b>		<b>0.00</b>	<b>0.00</b>	<b>0.00</b>
<b>NET CHANGE IN FUND BALANCE</b>	<b>-77,525.51</b>	<b>-77,525.51</b>		<b>-150,305.14</b>		<b>-150,305.14</b>		<b>0.00</b>	<b>0.00</b>	<b>150,305.14</b>



**FUND DEPT 1080-072 : GENERAL CORPORATE - ADA COMPLIANCE**

2/11/2025 4:27:14 PM

**PERIOD ENDING 1/31/2025**

	ACTUAL LAST YEAR			ACTUAL THIS YEAR				ENCUMBRANCE	BUDGET	UNENCUMBERED BALANCE
	CURRENT MONTH	YEAR TO DATE	%	CURRENT MONTH	%	YEAR TO DATE	%			
<b>EXPENDITURES</b>										
<b>TOTAL EXPENDITURES</b>	0.00	0.00	0	0.00	0	0.00	0	0.00	0.00	0.00
<b>NET CHANGE IN FUND BALANCE</b>	0.00	0.00		0.00		0.00		0.00	0.00	0.00




FUND DEPT 1080-075 : GENERAL CORPORATE - GENERAL COUNTY

2/11/2025 4:27:14 PM

PERIOD ENDING 1/31/2025

	ACTUAL LAST YEAR			ACTUAL THIS YEAR				ENCUMBRANCE	BUDGET	UNENCUMBERED BALANCE
	CURRENT MONTH	YEAR TO DATE	%	CURRENT MONTH	%	YEAR TO DATE	%			
<b>REVENUES</b>										
<b>4004 INTERGOVERNMENTAL REVENUE</b>										
04 STATE - STATE REPLACEMENT TAX	292,835.95	292,835.95	13	0.00	0	0.00	0	0.00	0.00	0.00
05 STATE - STATE GAMING TAX	0.00	0.00	0	13,989.21	0	13,989.21	0	0.00	0.00	-13,989.21
76 OTHER INTERGOVERNMENTAL	0.00	0.00	0	35,306.24	0	35,306.24	0	0.00	0.00	-35,306.24
<b>4004 INTERGOVERNMENTAL REVENUE TOTAL</b>	<b>292,835.95</b>	<b>292,835.95</b>	<b>2</b>	<b>49,295.45</b>	<b>0</b>	<b>49,295.45</b>	<b>0</b>	<b>0.00</b>	<b>0.00</b>	<b>-49,295.45</b>
<b>4008 INVESTMENT EARNINGS</b>										
01 INVESTMENT INTEREST	-332,757.22	-332,757.22	-442	0.00	0	0.00	0	0.00	0.00	0.00
<b>4008 INVESTMENT EARNINGS TOTAL</b>	<b>-332,757.22</b>	<b>-332,757.22</b>	<b>-442</b>	<b>0.00</b>	<b>0</b>	<b>0.00</b>	<b>0</b>	<b>0.00</b>	<b>0.00</b>	<b>0.00</b>
<b>TOTAL REVENUES</b>	<b>-39,921.27</b>	<b>-39,921.27</b>	<b>0</b>	<b>49,295.45</b>	<b>0</b>	<b>49,295.45</b>	<b>0</b>	<b>0.00</b>	<b>0.00</b>	<b>-49,295.45</b>
<b>EXPENDITURES</b>										
<b>5003 FRINGE BENEFITS</b>										
06 EE HEALTH/LIFE	196.00	196.00	0	0.00	0	0.00	0	0.00	0.00	0.00
<b>5003 FRINGE BENEFITS TOTAL</b>	<b>196.00</b>	<b>196.00</b>	<b>0</b>	<b>0.00</b>	<b>0</b>	<b>0.00</b>	<b>0</b>	<b>0.00</b>	<b>0.00</b>	<b>0.00</b>
<b>5020 SERVICES</b>										
01 PROFESSIONAL SERVICES	20,631.70	20,631.70	38	0.00	0	0.00	0	0.00	0.00	0.00
02 OUTSIDE SERVICES	0.00	0.00	0	32,700.00	0	32,700.00	0	0.00	0.00	-32,700.00
45 ATTORNEY/LEGAL SERVICES	0.00	0.00	0	71,643.93	0	71,643.93	0	0.00	0.00	-71,643.93
<b>5020 SERVICES TOTAL</b>	<b>20,631.70</b>	<b>20,631.70</b>	<b>2</b>	<b>104,343.93</b>	<b>0</b>	<b>104,343.93</b>	<b>0</b>	<b>0.00</b>	<b>0.00</b>	<b>-104,343.93</b>
<b>TOTAL EXPENDITURES</b>	<b>20,827.70</b>	<b>20,827.70</b>	<b>0</b>	<b>104,343.93</b>	<b>0</b>	<b>104,343.93</b>	<b>0</b>	<b>0.00</b>	<b>0.00</b>	<b>-104,343.93</b>



**FUND DEPT 1080-075 : GENERAL CORPORATE - GENERAL COUNTY**

2/11/2025 4:27:14 PM


**PERIOD ENDING 1/31/2025**

	ACTUAL LAST YEAR			ACTUAL THIS YEAR				ENCUMBRANCE	BUDGET	UNENCUMBERED BALANCE
	CURRENT MONTH	YEAR TO DATE	%	CURRENT MONTH	%	YEAR TO DATE	%			
<b>OTHER FINANCING SOURCES (USES)</b>										
<b>TOTAL OTHER FINANCING SOURCES (USES)</b>	<i>0.00</i>	<i>0.00</i>		<i>0.00</i>		<i>0.00</i>		<i>0.00</i>	<i>0.00</i>	<i>0.00</i>
<b>NET CHANGE IN FUND BALANCE</b>	<b>-60,748.97</b>	<b>-60,748.97</b>		<b>-55,048.48</b>		<b>-55,048.48</b>		<b>0.00</b>	<b>0.00</b>	<b>55,048.48</b>



PERIOD ENDING 1/31/2025

	ACTUAL LAST YEAR			ACTUAL THIS YEAR				ENCUMBRANCE	BUDGET	UNENCUMBERED BALANCE
	CURRENT MONTH	YEAR TO DATE	%	CURRENT MONTH	%	YEAR TO DATE	%			
<b>REVENUES</b>										
<b>4006 LICENSES AND PERMITS</b>										
11 PERMITS - NONBUSINESS	0.00	0.00	0	12,687.00	0	12,687.00	0	0.00	0.00	-12,687.00
<b>4006 LICENSES AND PERMITS TOTAL</b>	<b>0.00</b>	<b>0.00</b>	<b>0</b>	<b>12,687.00</b>	<b>0</b>	<b>12,687.00</b>	<b>0</b>	<b>0.00</b>	<b>0.00</b>	<b>-12,687.00</b>
<b>TOTAL REVENUES</b>	<b>0.00</b>	<b>0.00</b>	<b>0</b>	<b>12,687.00</b>	<b>0</b>	<b>12,687.00</b>	<b>0</b>	<b>0.00</b>	<b>0.00</b>	<b>-12,687.00</b>
<b>EXPENDITURES</b>										
<b>5001 SALARIES AND WAGES</b>										
02 APPOINTED OFFICIAL SALARY	6,323.79	6,323.79	6	8,433.18	0	8,433.18	0	0.00	0.00	-8,433.18
03 REGULAR FULL-TIME EMPLOYEES	13,291.99	13,291.99	3	16,916.41	0	16,916.41	0	0.00	0.00	-16,916.41
05 TEMPORARY STAFF	0.00	0.00	0	669.55	0	669.55	0	0.00	0.00	-669.55
06 COUNTY BOARD MEMBER PER DIEM	0.00	0.00	0	600.00	0	600.00	0	0.00	0.00	-600.00
<b>5001 SALARIES AND WAGES TOTAL</b>	<b>19,615.78</b>	<b>19,615.78</b>	<b>4</b>	<b>26,619.14</b>	<b>0</b>	<b>26,619.14</b>	<b>0</b>	<b>0.00</b>	<b>0.00</b>	<b>-26,619.14</b>
<b>5003 FRINGE BENEFITS</b>										
06 EE HEALTH/LIFE	4,336.13	4,336.13	0	4,182.53	0	4,182.53	0	0.00	0.00	-4,182.53
<b>5003 FRINGE BENEFITS TOTAL</b>	<b>4,336.13</b>	<b>4,336.13</b>	<b>0</b>	<b>4,182.53</b>	<b>0</b>	<b>4,182.53</b>	<b>0</b>	<b>0.00</b>	<b>0.00</b>	<b>-4,182.53</b>
<b>5010 COMMODITIES</b>										
02 OFFICE SUPPLIES	0.00	0.00	0	215.10	0	215.10	0	0.00	0.00	-215.10
03 BOOKS, PERIODICALS, AND MANUAL	0.00	0.00	0	32.00	0	32.00	0	0.00	0.00	-32.00
<b>5010 COMMODITIES TOTAL</b>	<b>0.00</b>	<b>0.00</b>	<b>0</b>	<b>247.10</b>	<b>0</b>	<b>247.10</b>	<b>0</b>	<b>0.00</b>	<b>0.00</b>	<b>-247.10</b>
<b>5020 SERVICES</b>										
03 TRAVEL COSTS	0.00	0.00	0	136.57	0	136.57	0	0.00	0.00	-136.57
19 ADVERTISING, LEGAL NOTICES	0.00	0.00	0	101.60	0	101.60	0	0.00	0.00	-101.60
<b>5020 SERVICES TOTAL</b>	<b>0.00</b>	<b>0.00</b>	<b>0</b>	<b>238.17</b>	<b>0</b>	<b>238.17</b>	<b>0</b>	<b>0.00</b>	<b>0.00</b>	<b>-238.17</b>
<b>TOTAL EXPENDITURES</b>	<b>23,951.91</b>	<b>23,951.91</b>	<b>4</b>	<b>31,286.94</b>	<b>0</b>	<b>31,286.94</b>	<b>0</b>	<b>0.00</b>	<b>0.00</b>	<b>-31,286.94</b>



**FUND DEPT 1080-077 : GENERAL CORPORATE - ZONING AND ENFORCE (P&Z)**

2/11/2025 4:27:14 PM

**PERIOD ENDING 1/31/2025**

	ACTUAL LAST YEAR			ACTUAL THIS YEAR				ENCUMBRANCE	BUDGET	UNENCUMBERED BALANCE
	CURRENT MONTH	YEAR TO DATE	%	CURRENT MONTH	%	YEAR TO DATE	%			
<b>NET CHANGE IN FUND BALANCE</b>	-23,951.91	-23,951.91		-18,599.94		-18,599.94		0.00	0.00	18,599.94



**FUND DEPT 1080-124 : GENERAL CORPORATE - REGIONAL OFFICE EDUCATION**

2/11/2025 4:27:14 PM

**PERIOD ENDING 1/31/2025**

	ACTUAL LAST YEAR			ACTUAL THIS YEAR				ENCUMBRANCE	BUDGET	UNENCUMBERED BALANCE
	CURRENT MONTH	YEAR TO DATE	%	CURRENT MONTH	%	YEAR TO DATE	%			
<b>EXPENDITURES</b>										
<b>5020 SERVICES</b>										
25 CONTRIBUTIONS & GRANTS	41,244.36	41,244.36	17	42,422.15	0	42,422.15	0	0.00	0.00	-42,422.15
<b>5020 SERVICES TOTAL</b>	<b>41,244.36</b>	<b>41,244.36</b>	<b>17</b>	<b>42,422.15</b>	<b>0</b>	<b>42,422.15</b>	<b>0</b>	<b>0.00</b>	<b>0.00</b>	<b>-42,422.15</b>
<b>TOTAL EXPENDITURES</b>	<b>41,244.36</b>	<b>41,244.36</b>	<b>17</b>	<b>42,422.15</b>	<b>0</b>	<b>42,422.15</b>	<b>0</b>	<b>0.00</b>	<b>0.00</b>	<b>-42,422.15</b>
<b>NET CHANGE IN FUND BALANCE</b>	<b>-41,244.36</b>	<b>-41,244.36</b>		<b>-42,422.15</b>		<b>-42,422.15</b>		<b>0.00</b>	<b>0.00</b>	<b>42,422.15</b>



PERIOD ENDING 1/31/2025

	ACTUAL LAST YEAR			ACTUAL THIS YEAR				ENCUMBRANCE	BUDGET	UNENCUMBERED BALANCE
	CURRENT MONTH	YEAR TO DATE	%	CURRENT MONTH	%	YEAR TO DATE	%			
<b>REVENUES</b>										
<b>TOTAL REVENUES</b>	<b>0.00</b>	<b>0.00</b>	<b>0</b>	<b>0.00</b>	<b>0</b>	<b>0.00</b>	<b>0</b>	<b>0.00</b>	<b>0.00</b>	<b>0.00</b>
<b>EXPENDITURES</b>										
<b>5001 SALARIES AND WAGES</b>										
03 REGULAR FULL-TIME EMPLOYEES	5,483.04	5,483.04	6	3,449.92	0	3,449.92	0	0.00	0.00	-3,449.92
<b>5001 SALARIES AND WAGES TOTAL</b>	<b>5,483.04</b>	<b>5,483.04</b>	<b>6</b>	<b>3,449.92</b>	<b>0</b>	<b>3,449.92</b>	<b>0</b>	<b>0.00</b>	<b>0.00</b>	<b>-3,449.92</b>
<b>5003 FRINGE BENEFITS</b>										
06 EE HEALTH/LIFE	467.33	467.33	4	0.00	0	0.00	0	0.00	0.00	0.00
<b>5003 FRINGE BENEFITS TOTAL</b>	<b>467.33</b>	<b>467.33</b>	<b>2</b>	<b>0.00</b>	<b>0</b>	<b>0.00</b>	<b>0</b>	<b>0.00</b>	<b>0.00</b>	<b>0.00</b>
<b>5020 SERVICES</b>										
04 CONFERENCES AND TRAINING	0.00	0.00	0	400.00	0	400.00	0	0.00	0.00	-400.00
21 DUES, LICENSE & MEMBERSHIP	200.00	200.00	57	250.00	0	250.00	0	0.00	0.00	-250.00
39 CLIENT RENT/HLTHSAF/TUITION	8,250.00	8,250.00	14	3,815.00	0	3,815.00	0	0.00	0.00	-3,815.00
48 PHONE/INTERNET	35.03	35.03	4	35.03	0	35.03	0	0.00	0.00	-35.03
49 CLIENT UTIL/MAT/SUPTSVC	1,950.00	1,950.00	3	3,250.00	0	3,250.00	0	0.00	0.00	-3,250.00
51 CLIENT OTHER	856.75	856.75	86	0.00	0	0.00	0	0.00	0.00	0.00
<b>5020 SERVICES TOTAL</b>	<b>11,291.78</b>	<b>11,291.78</b>	<b>9</b>	<b>7,750.03</b>	<b>0</b>	<b>7,750.03</b>	<b>0</b>	<b>0.00</b>	<b>0.00</b>	<b>-7,750.03</b>
<b>TOTAL EXPENDITURES</b>	<b>17,242.15</b>	<b>17,242.15</b>	<b>7</b>	<b>11,199.95</b>	<b>0</b>	<b>11,199.95</b>	<b>0</b>	<b>0.00</b>	<b>0.00</b>	<b>-11,199.95</b>
<b>NET CHANGE IN FUND BALANCE</b>	<b>-17,242.15</b>	<b>-17,242.15</b>		<b>-11,199.95</b>		<b>-11,199.95</b>		<b>0.00</b>	<b>0.00</b>	<b>11,199.95</b>





**FUND DEPT 1080-130 : GENERAL CORPORATE - CIRC CLK SUPPORT ENFORCE**

2/11/2025 4:27:14 PM

**PERIOD ENDING 1/31/2025**

	ACTUAL LAST YEAR			ACTUAL THIS YEAR				ENCUMBRANCE	BUDGET	UNENCUMBERED BALANCE
	CURRENT MONTH	YEAR TO DATE	%	CURRENT MONTH	%	YEAR TO DATE	%			
<b>REVENUES</b>										
<b>TOTAL REVENUES</b>	0.00	0.00	0	0.00	0	0.00	0	0.00	0.00	0.00
<b>EXPENDITURES</b>										
<b>TOTAL EXPENDITURES</b>	0.00	0.00	0	0.00	0	0.00	0	0.00	0.00	0.00
<b>OTHER FINANCING SOURCES (USES)</b>										
<b>TOTAL OTHER FINANCING SOURCES (USES)</b>	0.00	0.00		0.00		0.00		0.00	0.00	0.00
<b>NET CHANGE IN FUND BALANCE</b>	0.00	0.00		0.00		0.00		0.00	0.00	0.00



FUND DEPT 1080-140 : GENERAL CORPORATE - CORRECTIONAL CENTER

2/11/2025 4:27:14 PM

PERIOD ENDING 1/31/2025

	ACTUAL LAST YEAR			ACTUAL THIS YEAR				ENCUMBRANCE	BUDGET	UNENCUMBERED BALANCE
	CURRENT MONTH	YEAR TO DATE	%	CURRENT MONTH	%	YEAR TO DATE	%			
<b>REVENUES</b>										
<b>4004 INTERGOVERNMENTAL REVENUE</b>										
06 STATE - GEN SUPT (MANDATORY)	0.00	0.00	0	1,569.40	0	1,569.40	0	0.00	0.00	-1,569.40
<b>4004 INTERGOVERNMENTAL REVENUE TOTAL</b>	<b>0.00</b>	<b>0.00</b>	<b>0</b>	<b>1,569.40</b>	<b>0</b>	<b>1,569.40</b>	<b>0</b>	<b>0.00</b>	<b>0.00</b>	<b>-1,569.40</b>
<b>4007 CHARGES FOR SERVICES</b>										
01 CHARGES FOR SERVICES	0.00	0.00	0	5,843.00	0	5,843.00	0	0.00	0.00	-5,843.00
<b>4007 CHARGES FOR SERVICES TOTAL</b>	<b>0.00</b>	<b>0.00</b>	<b>0</b>	<b>5,843.00</b>	<b>0</b>	<b>5,843.00</b>	<b>0</b>	<b>0.00</b>	<b>0.00</b>	<b>-5,843.00</b>
<b>4009 MISCELLANEOUS REVENUES</b>										
02 OTHER MISCELLANEOUS REVENUE	16,530.00	16,530.00	29	4,094.48	0	4,094.48	0	0.00	0.00	-4,094.48
<b>4009 MISCELLANEOUS REVENUES TOTAL</b>	<b>16,530.00</b>	<b>16,530.00</b>	<b>29</b>	<b>4,094.48</b>	<b>0</b>	<b>4,094.48</b>	<b>0</b>	<b>0.00</b>	<b>0.00</b>	<b>-4,094.48</b>
<b>TOTAL REVENUES</b>	<b>16,530.00</b>	<b>16,530.00</b>	<b>3</b>	<b>11,506.88</b>	<b>0</b>	<b>11,506.88</b>	<b>0</b>	<b>0.00</b>	<b>0.00</b>	<b>-11,506.88</b>
<b>EXPENDITURES</b>										
<b>5001 SALARIES AND WAGES</b>										
03 REGULAR FULL-TIME EMPLOYEES	172,441.12	172,441.12	4	308,163.19	0	308,163.19	0	0.00	0.00	-308,163.19
04 REGULAR PART-TIME EMPLOYEES	3,820.76	3,820.76	3	10,584.13	0	10,584.13	0	0.00	0.00	-10,584.13
05 TEMPORARY STAFF	2,558.52	2,558.52	30	1,769.06	0	1,769.06	0	0.00	0.00	-1,769.06
08 OVERTIME	43,820.12	43,820.12	25	52,966.95	0	52,966.95	0	0.00	0.00	-52,966.95
<b>5001 SALARIES AND WAGES TOTAL</b>	<b>222,640.52</b>	<b>222,640.52</b>	<b>5</b>	<b>373,483.33</b>	<b>0</b>	<b>373,483.33</b>	<b>0</b>	<b>0.00</b>	<b>0.00</b>	<b>-373,483.33</b>
<b>5002 LAW ENFORCEMENT SALARIES</b>										
03 SLEP - FULL-TIME EMPLOYEE	62,192.29	62,192.29	5	89,562.16	0	89,562.16	0	0.00	0.00	-89,562.16
06 SLEP - OVERTIME	3,664.32	3,664.32	3	8,720.45	0	8,720.45	0	0.00	0.00	-8,720.45
<b>5002 LAW ENFORCEMENT SALARIES TOTAL</b>	<b>65,856.61</b>	<b>65,856.61</b>	<b>5</b>	<b>98,282.61</b>	<b>0</b>	<b>98,282.61</b>	<b>0</b>	<b>0.00</b>	<b>0.00</b>	<b>-98,282.61</b>
<b>5003 FRINGE BENEFITS</b>										
06 EE HEALTH/LIFE	56,672.34	56,672.34	0	61,181.18	0	61,181.18	0	0.00	0.00	-61,181.18
<b>5003 FRINGE BENEFITS TOTAL</b>	<b>56,672.34</b>	<b>56,672.34</b>	<b>0</b>	<b>61,181.18</b>	<b>0</b>	<b>61,181.18</b>	<b>0</b>	<b>0.00</b>	<b>0.00</b>	<b>-61,181.18</b>



FUND DEPT 1080-140 : GENERAL CORPORATE - CORRECTIONAL CENTER

2/11/2025 4:27:14 PM

PERIOD ENDING 1/31/2025

	ACTUAL LAST YEAR			ACTUAL THIS YEAR				ENCUMBRANCE	BUDGET	UNENCUMBERED BALANCE
	CURRENT MONTH	YEAR TO DATE	%	CURRENT MONTH	%	YEAR TO DATE	%			
<b>5010 COMMODITIES</b>										
02 OFFICE SUPPLIES	57.96	57.96	0	512.60	0	512.60	0	0.00	0.00	-512.60
05 FOOD NON-TRAVEL	10,652.01	10,652.01	3	29,663.59	0	29,663.59	0	0.00	0.00	-29,663.59
06 MEDICAL SUPPLIES	275.44	275.44	0	343.61	0	343.61	0	0.00	0.00	-343.61
08 MAINTENANCE SUPPLIES	1,266.55	1,266.55	4	2,863.95	0	2,863.95	0	0.00	0.00	-2,863.95
09 VEHICLE SUPP/GAS & OIL	0.00	0.00	0	2,232.81	0	2,232.81	0	0.00	0.00	-2,232.81
12 UNIFORMS/CLOTHING	2,181.85	2,181.85	5	1,541.16	0	1,541.16	0	0.00	0.00	-1,541.16
17 EQUIPMENT LESS THAN \$5000	0.00	0.00	0	4,917.20	0	4,917.20	0	0.00	0.00	-4,917.20
19 OPERATIONAL SUPPLIES	2,373.38	2,373.38	5	5,243.23	0	5,243.23	0	0.00	0.00	-5,243.23
<b>5010 COMMODITIES TOTAL</b>	<b>16,807.19</b>	<b>16,807.19</b>	<b>2</b>	<b>47,318.15</b>	<b>0</b>	<b>47,318.15</b>	<b>0</b>	<b>0.00</b>	<b>0.00</b>	<b>-47,318.15</b>
<b>5020 SERVICES</b>										
01 PROFESSIONAL SERVICES	8,353.62	8,353.62	10	0.00	0	0.00	0	0.00	0.00	0.00
03 TRAVEL COSTS	0.00	0.00	0	77.00	0	77.00	0	0.00	0.00	-77.00
14 FINANCE CHARGES AND BANK FEES	0.00	0.00	0	-4.13	0	-4.13	0	0.00	0.00	4.13
17 WASTE DISPOSAL AND RECYCLING	0.00	0.00	0	967.22	0	967.22	0	0.00	0.00	-967.22
21 DUES, LICENSE & MEMBERSHIP	326.00	326.00	33	401.00	0	401.00	0	0.00	0.00	-401.00
35 REPAIR & MAINT - EQUIP/AUTO	0.00	0.00	0	90.00	0	90.00	0	0.00	0.00	-90.00
41 HEALTH/DNTL/VISION NON-PAYRLL	176,402.00	176,402.00	16	277,938.47	0	277,938.47	0	0.00	0.00	-277,938.47
42 OUTSIDE BOARDING	0.00	0.00	0	0.00	0	0.00	0	0.00	375,000.00	375,000.00
46 EQUIP LEASE/EQUIP RENT	285.00	285.00	8	299.99	0	299.99	0	0.00	0.00	-299.99
47 SOFTWARE LICENSE & SAAS	0.00	0.00	0	1,008.01	0	1,008.01	0	0.00	0.00	-1,008.01
<b>5020 SERVICES TOTAL</b>	<b>185,366.62</b>	<b>185,366.62</b>	<b>4</b>	<b>280,777.56</b>	<b>75</b>	<b>280,777.56</b>	<b>75</b>	<b>0.00</b>	<b>375,000.00</b>	<b>94,222.44</b>
<b>TOTAL EXPENDITURES</b>	<b>547,343.28</b>	<b>547,343.28</b>	<b>5</b>	<b>861,042.83</b>	<b>230</b>	<b>861,042.83</b>	<b>230</b>	<b>0.00</b>	<b>375,000.00</b>	<b>-486,042.83</b>
<b>OTHER FINANCING SOURCES (USES)</b>										
<b>TOTAL OTHER FINANCING SOURCES (USES)</b>	<b>0.00</b>	<b>0.00</b>		<b>0.00</b>		<b>0.00</b>		<b>0.00</b>	<b>0.00</b>	<b>0.00</b>
<b>NET CHANGE IN FUND BALANCE</b>	<b>-530,813.28</b>	<b>-530,813.28</b>		<b>-849,535.95</b>		<b>-849,535.95</b>		<b>0.00</b>	<b>-375,000.00</b>	<b>474,535.95</b>



FUND DEPT 1080-141 : GENERAL CORPORATE - STS ATTY SUPPORT ENFORCE

2/11/2025 4:27:14 PM


PERIOD ENDING 1/31/2025

	ACTUAL LAST YEAR			ACTUAL THIS YEAR				ENCUMBRANCE	BUDGET	UNENCUMBERED BALANCE
	CURRENT MONTH	YEAR TO DATE	%	CURRENT MONTH	%	YEAR TO DATE	%			
<b>REVENUES</b>										
<b>TOTAL REVENUES</b>	<b>0.00</b>	<b>0.00</b>	<b>0</b>	<b>0.00</b>	<b>0</b>	<b>0.00</b>	<b>0</b>	<b>0.00</b>	<b>0.00</b>	<b>0.00</b>
<b>EXPENDITURES</b>										
<b>5001 SALARIES AND WAGES</b>										
03 REGULAR FULL-TIME EMPLOYEES	15,525.26	15,525.26	6	26,547.50	0	26,547.50	0	0.00	0.00	-26,547.50
<b>5001 SALARIES AND WAGES TOTAL</b>	<b>15,525.26</b>	<b>15,525.26</b>	<b>6</b>	<b>26,547.50</b>	<b>0</b>	<b>26,547.50</b>	<b>0</b>	<b>0.00</b>	<b>0.00</b>	<b>-26,547.50</b>
<b>5003 FRINGE BENEFITS</b>										
04 WORKERS' COMPENSATION INSURANC	0.00	0.00	0	23.12	0	23.12	0	0.00	0.00	-23.12
05 UNEMPLOYMENT INSURANCE	-121.28	-121.28	-10	0.00	0	0.00	0	0.00	0.00	0.00
06 EE HEALTH/LIFE	5,370.21	5,370.21	7	4,053.20	0	4,053.20	0	0.00	0.00	-4,053.20
<b>5003 FRINGE BENEFITS TOTAL</b>	<b>5,248.93</b>	<b>5,248.93</b>	<b>5</b>	<b>4,076.32</b>	<b>0</b>	<b>4,076.32</b>	<b>0</b>	<b>0.00</b>	<b>0.00</b>	<b>-4,076.32</b>
<b>5020 SERVICES</b>										
48 PHONE/INTERNET	41.74	41.74	17	40.90	0	40.90	0	0.00	0.00	-40.90
<b>5020 SERVICES TOTAL</b>	<b>41.74</b>	<b>41.74</b>	<b>2</b>	<b>40.90</b>	<b>0</b>	<b>40.90</b>	<b>0</b>	<b>0.00</b>	<b>0.00</b>	<b>-40.90</b>
<b>TOTAL EXPENDITURES</b>	<b>20,815.93</b>	<b>20,815.93</b>	<b>5</b>	<b>30,664.72</b>	<b>0</b>	<b>30,664.72</b>	<b>0</b>	<b>0.00</b>	<b>0.00</b>	<b>-30,664.72</b>
<b>NET CHANGE IN FUND BALANCE</b>	<b>-20,815.93</b>	<b>-20,815.93</b>		<b>-30,664.72</b>		<b>-30,664.72</b>		<b>0.00</b>	<b>0.00</b>	<b>30,664.72</b>



PERIOD ENDING 1/31/2025

	ACTUAL LAST YEAR			ACTUAL THIS YEAR				ENCUMBRANCE	BUDGET	UNENCUMBERED BALANCE
	CURRENT MONTH	YEAR TO DATE	%	CURRENT MONTH	%	YEAR TO DATE	%			
<b>REVENUES</b>										
<b>4004 INTERGOVERNMENTAL REVENUE</b>										
76 OTHER INTERGOVERNMENTAL	49,860.00	49,860.00	18	49,232.00	0	49,232.00	0	0.00	0.00	-49,232.00
<b>4004 INTERGOVERNMENTAL REVENUE TOTAL</b>	<b>49,860.00</b>	<b>49,860.00</b>	<b>10</b>	<b>49,232.00</b>	<b>0</b>	<b>49,232.00</b>	<b>0</b>	<b>0.00</b>	<b>0.00</b>	<b>-49,232.00</b>
<b>TOTAL REVENUES</b>	<b>49,860.00</b>	<b>49,860.00</b>	<b>10</b>	<b>49,232.00</b>	<b>0</b>	<b>49,232.00</b>	<b>0</b>	<b>0.00</b>	<b>0.00</b>	<b>-49,232.00</b>
<b>EXPENDITURES</b>										
<b>5001 SALARIES AND WAGES</b>										
03 REGULAR FULL-TIME EMPLOYEES	8,094.97	8,094.97	9	11,047.60	-442	11,047.60	-442	0.00	-2,500.00	-13,547.60
<b>5001 SALARIES AND WAGES TOTAL</b>	<b>8,094.97</b>	<b>8,094.97</b>	<b>9</b>	<b>11,047.60</b>	<b>-442</b>	<b>11,047.60</b>	<b>-442</b>	<b>0.00</b>	<b>-2,500.00</b>	<b>-13,547.60</b>
<b>5003 FRINGE BENEFITS</b>										
04 WORKERS' COMPENSATION INSURANC	0.00	0.00	0	48.61	0	48.61	0	0.00	0.00	-48.61
05 UNEMPLOYMENT INSURANCE	-100.00	-100.00	-16	0.00	0	0.00	0	0.00	0.00	0.00
06 EE HEALTH/LIFE	1,239.93	1,239.93	2	1,174.93	0	1,174.93	0	0.00	0.00	-1,174.93
<b>5003 FRINGE BENEFITS TOTAL</b>	<b>1,139.93</b>	<b>1,139.93</b>	<b>2</b>	<b>1,223.54</b>	<b>0</b>	<b>1,223.54</b>	<b>0</b>	<b>0.00</b>	<b>0.00</b>	<b>-1,223.54</b>
<b>5020 SERVICES</b>										
01 PROFESSIONAL SERVICES	175.23	175.23	0	9,375.00	375	9,375.00	375	0.00	2,500.00	-6,875.00
02 OUTSIDE SERVICES	177.82	177.82	8	183.16	0	183.16	0	0.00	0.00	-183.16
03 TRAVEL COSTS	118.72	118.72	3	0.00	0	0.00	0	0.00	0.00	0.00
05 TRAINING PROGRAMS	5,752.14	5,752.14	9	10,954.86	0	10,954.86	0	0.00	0.00	-10,954.86
22 OPERATIONAL SERVICES	3,282.35	3,282.35	6	0.00	0	0.00	0	0.00	0.00	0.00
48 PHONE/INTERNET	0.00	0.00	0	100.00	0	100.00	0	0.00	0.00	-100.00
<b>5020 SERVICES TOTAL</b>	<b>9,506.26</b>	<b>9,506.26</b>	<b>8</b>	<b>20,613.02</b>	<b>825</b>	<b>20,613.02</b>	<b>825</b>	<b>0.00</b>	<b>2,500.00</b>	<b>-18,113.02</b>
<b>5999 GEN GOV - CENTRAL ADMIN</b>										
98 INDIRECT	0.00	0.00	0	2,929.82	0	2,929.82	0	0.00	0.00	-2,929.82
<b>5999 GEN GOV - CENTRAL ADMIN TOTAL</b>	<b>0.00</b>	<b>0.00</b>	<b>0</b>	<b>2,929.82</b>	<b>0</b>	<b>2,929.82</b>	<b>0</b>	<b>0.00</b>	<b>0.00</b>	<b>-2,929.82</b>




**FUND DEPT 2060-100 : RPC - POLICE TRAINING - REGIONAL PLANNING COMMISSION**

2/11/2025 4:27:14 PM


**PERIOD ENDING 1/31/2025**

	ACTUAL LAST YEAR			ACTUAL THIS YEAR				ENCUMBRANCE	BUDGET	UNENCUMBERED BALANCE
	CURRENT MONTH	YEAR TO DATE	%	CURRENT MONTH	%	YEAR TO DATE	%			
<b>TOTAL EXPENDITURES</b>	<b>18,741.16</b>	<b>18,741.16</b>	<b>5</b>	<b>35,813.98</b>	<b>0</b>	<b>35,813.98</b>	<b>0</b>	<b>0.00</b>	<b>0.00</b>	<b>-35,813.98</b>
<b>OTHER FINANCING SOURCES (USES)</b>										
<b>TOTAL OTHER FINANCING SOURCES (USES)</b>	<b>0.00</b>	<b>0.00</b>		<b>0.00</b>		<b>0.00</b>		<b>0.00</b>	<b>0.00</b>	<b>0.00</b>
<b>NET CHANGE IN FUND BALANCE</b>	<b>31,118.84</b>	<b>31,118.84</b>		<b>13,418.02</b>		<b>13,418.02</b>		<b>0.00</b>	<b>0.00</b>	<b>-13,418.02</b>



PERIOD ENDING 1/31/2025


	ACTUAL LAST YEAR			ACTUAL THIS YEAR				ENCUMBRANCE	BUDGET	UNENCUMBERED BALANCE
	CURRENT MONTH	YEAR TO DATE	%	CURRENT MONTH	%	YEAR TO DATE	%			
<b>REVENUES</b>										
<b>4004 INTERGOVERNMENTAL REVENUE</b>										
07 STATE - PUBLIC WELFARE	297,041.11	297,041.11	4	20,574.40	0	20,574.40	0	0.00	0.00	-20,574.40
52 FEDERAL - HOUSING/COMM. DEVELO	0.00	0.00	0	21,665.63	0	21,665.63	0	0.00	0.00	-21,665.63
55 FEDERAL - PUBLIC WELFARE	448,285.18	448,285.18	4	0.00	0	0.00	0	0.00	0.00	0.00
76 OTHER INTERGOVERNMENTAL	110,576.33	110,576.33	6	128,667.33	0	128,667.33	0	0.00	0.00	-128,667.33
<b>4004 INTERGOVERNMENTAL REVENUE TOTAL</b>	<b>855,902.62</b>	<b>855,902.62</b>	<b>4</b>	<b>170,907.36</b>	<b>0</b>	<b>170,907.36</b>	<b>0</b>	<b>0.00</b>	<b>0.00</b>	<b>-170,907.36</b>
<b>4007 CHARGES FOR SERVICES</b>										
01 CHARGES FOR SERVICES	55,343.10	55,343.10	4	54,810.23	0	54,810.23	0	0.00	0.00	-54,810.23
<b>4007 CHARGES FOR SERVICES TOTAL</b>	<b>55,343.10</b>	<b>55,343.10</b>	<b>4</b>	<b>54,810.23</b>	<b>0</b>	<b>54,810.23</b>	<b>0</b>	<b>0.00</b>	<b>0.00</b>	<b>-54,810.23</b>
<b>4008 INVESTMENT EARNINGS</b>										
01 INVESTMENT INTEREST	9,150.95	9,150.95	23	0.09	0	0.09	0	0.00	0.00	-0.09
<b>4008 INVESTMENT EARNINGS TOTAL</b>	<b>9,150.95</b>	<b>9,150.95</b>	<b>23</b>	<b>0.09</b>	<b>0</b>	<b>0.09</b>	<b>0</b>	<b>0.00</b>	<b>0.00</b>	<b>-0.09</b>
<b>TOTAL REVENUES</b>	<b>920,396.67</b>	<b>920,396.67</b>	<b>4</b>	<b>225,717.68</b>	<b>0</b>	<b>225,717.68</b>	<b>0</b>	<b>0.00</b>	<b>0.00</b>	<b>-225,717.68</b>
<b>EXPENDITURES</b>										
<b>5001 SALARIES AND WAGES</b>										
02 APPOINTED OFFICIAL SALARY	10,875.43	10,875.43	6	15,575.96	-104	15,575.96	-104	0.00	-15,000.00	-30,575.96
03 REGULAR FULL-TIME EMPLOYEES	264,309.92	264,309.92	4	353,714.55	-956	353,714.55	-956	0.00	-37,000.00	-390,714.55
04 REGULAR PART-TIME EMPLOYEES	1,812.18	1,812.18	1	0.00	0	0.00	0	0.00	0.00	0.00
05 TEMPORARY STAFF	1,264.10	1,264.10	1	3,707.79	0	3,707.79	0	0.00	0.00	-3,707.79
<b>5001 SALARIES AND WAGES TOTAL</b>	<b>278,261.63</b>	<b>278,261.63</b>	<b>4</b>	<b>372,998.30</b>	<b>-717</b>	<b>372,998.30</b>	<b>-717</b>	<b>0.00</b>	<b>-52,000.00</b>	<b>-424,998.30</b>
<b>5003 FRINGE BENEFITS</b>										
04 WORKERS' COMPENSATION INSURANC	0.00	0.00	0	1,878.58	0	1,878.58	0	0.00	0.00	-1,878.58
05 UNEMPLOYMENT INSURANCE	-1,902.92	-1,902.92	-4	0.00	0	0.00	0	0.00	0.00	0.00
06 EE HEALTH/LIFE	71,611.12	71,611.12	8	59,607.50	0	59,607.50	0	0.00	0.00	-59,607.50



PERIOD ENDING 1/31/2025

	ACTUAL LAST YEAR			ACTUAL THIS YEAR				ENCUMBRANCE	BUDGET	UNENCUMBERED BALANCE
	CURRENT MONTH	YEAR TO DATE	%	CURRENT MONTH	%	YEAR TO DATE	%			
07 EMPLOYEE DENTAL INSURANCE	69.04	69.04	8	69.04	0	69.04	0	0.00	0.00	-69.04
<b>5003 FRINGE BENEFITS TOTAL</b>	<b>69,777.24</b>	<b>69,777.24</b>	<b>4</b>	<b>61,555.12</b>	<b>0</b>	<b>61,555.12</b>	<b>0</b>	<b>0.00</b>	<b>0.00</b>	<b>-61,555.12</b>
<b>5010 COMMODITIES</b>										
01 STATIONERY AND PRINTING	1,020.00	1,020.00	7	0.00	0	0.00	0	0.00	0.00	0.00
02 OFFICE SUPPLIES	1,545.53	1,545.53	2	1,707.64	-85	1,707.64	-85	0.00	-2,000.00	-3,707.64
04 POSTAGE, UPS, FEDEX	4.20	4.20	0	0.00	0	0.00	0	0.00	0.00	0.00
05 FOOD NON-TRAVEL	257.37	257.37	3	325.00	0	325.00	0	0.00	0.00	-325.00
09 VEHICLE SUPP/GAS & OIL	314.83	314.83	1	328.55	0	328.55	0	0.00	0.00	-328.55
17 EQUIPMENT LESS THAN \$5000	273.83	273.83	0	40.69	0	40.69	0	0.00	0.00	-40.69
19 OPERATIONAL SUPPLIES	294.52	294.52	1	93.40	0	93.40	0	0.00	0.00	-93.40
21 EMPLOYEE DEVELOP/RECOGNITION	58.00	58.00	0	0.00	0	0.00	0	0.00	0.00	0.00
<b>5010 COMMODITIES TOTAL</b>	<b>3,768.28</b>	<b>3,768.28</b>	<b>1</b>	<b>2,495.28</b>	<b>-125</b>	<b>2,495.28</b>	<b>-125</b>	<b>0.00</b>	<b>-2,000.00</b>	<b>-4,495.28</b>
<b>5020 SERVICES</b>										
01 PROFESSIONAL SERVICES	4,633.42	4,633.42	2	2,839.00	189	2,839.00	189	0.00	1,500.00	-1,339.00
02 OUTSIDE SERVICES	34,479.58	34,479.58	8	18,716.14	187 2	18,716.14	187 2	0.00	1,000.00	-17,716.14
03 TRAVEL COSTS	791.67	791.67	1	417.34	0	417.34	0	0.00	0.00	-417.34
04 CONFERENCES AND TRAINING	3,170.00	3,170.00	3	175.00	7	175.00	7	0.00	2,400.00	2,225.00
06 EDUCATION	0.00	0.00	0	0.00	0	0.00	0	0.00	10,000.00	10,000.00
07 INSURANCE (NON-PAYROLL)	945.00	945.00	1	594.00	0	594.00	0	0.00	0.00	-594.00
09 EMPLOYEE RECRUITMENT COSTS	7,947.00	7,947.00	25	0.00	0	0.00	0	0.00	0.00	0.00
11 UTILITIES	11,373.86	11,373.86	12	2,186.85	0	2,186.85	0	0.00	0.00	-2,186.85
13 RENT	37,950.00	37,950.00	11	19,804.07	0	19,804.07	0	0.00	0.00	-19,804.07
17 WASTE DISPOSAL AND RECYCLING	0.00	0.00	0	50.00	2	50.00	2	0.00	2,000.00	1,950.00
19 ADVERTISING, LEGAL NOTICES	250.00	250.00	0	351.69	0	351.69	0	0.00	0.00	-351.69
21 DUES, LICENSE & MEMBERSHIP	10,778.59	10,778.59	22	1,337.00	-267	1,337.00	-267	0.00	-500.00	-1,837.00
22 OPERATIONAL SERVICES	0.00	0.00	0	49.99	50	49.99	50	0.00	100.00	50.01
25 CONTRIBUTIONS & GRANTS	500.00	500.00	0	0.00	0	0.00	0	0.00	0.00	0.00
35 REPAIR & MAINT - EQUIP/AUTO	0.00	0.00	0	32.96	0	32.96	0	0.00	0.00	-32.96





PERIOD ENDING 1/31/2025

	ACTUAL LAST YEAR			ACTUAL THIS YEAR				ENCUMBRANCE	BUDGET	UNENCUMBERED BALANCE
	CURRENT MONTH	YEAR TO DATE	%	CURRENT MONTH	%	YEAR TO DATE	%			
37 REPAIR & MAINT - BUILDING	1,555.00	1,555.00	2	3,185.00	0	3,185.00	0	0.00	0.00	-3,185.00
39 CLIENT RENT/HLTHSAF/TUITION	129,215.16	129,215.16	7	132,436.71	264 9	132,436.71	264 9	0.00	5,000.00	-127,436.71
40 ARCHITECTURE / ENGINEERING SER	0.00	0.00	0	0.00	0	0.00	0	0.00	15,000.00	15,000.00
46 EQUIP LEASE/EQUIP RENT	178.72	178.72	0	0.00	0	0.00	0	0.00	0.00	0.00
47 SOFTWARE LICENSE & SAAS	53,552.58	53,552.58	15	12,786.45	82	12,786.45	82	12,676.00	15,500.00	-9,962.45
48 PHONE/INTERNET	5,798.99	5,798.99	6	4,459.93	446	4,459.93	446	0.00	1,000.00	-3,459.93
49 CLIENT UTIL/MAT/SUPTSVC	1,000,993.71	1,000,993.71	12	315,505.00	0	315,505.00	0	0.00	0.00	-315,505.00
50 CLIENT SECDEP/LBR/OJT	75,492.13	75,492.13	13	6,473.00	0	6,473.00	0	0.00	0.00	-6,473.00
51 CLIENT OTHER	13,792.21	13,792.21	8	13,537.78	135 4	13,537.78	135 4	0.00	1,000.00	-12,537.78
<b>5020 SERVICES TOTAL</b>	<b>1,393,397.62</b>	<b>1,393,397.62</b>	<b>9</b>	<b>534,937.91</b>	<b>991</b>	<b>534,937.91</b>	<b>991</b>	<b>12,676.00</b>	<b>54,000.00</b>	<b>-493,613.91</b>
<b>TOTAL EXPENDITURES</b>	<b>1,745,204.77</b>	<b>1,745,204.77</b>	<b>7</b>	<b>971,986.61</b>	<b>0</b>	<b>971,986.61</b>	<b>0</b>	<b>12,676.00</b>	<b>0.00</b>	<b>-984,662.61</b>
<b>OTHER FINANCING SOURCES (USES)</b>										
<b>TOTAL OTHER FINANCING SOURCES (USES)</b>	<b>0.00</b>	<b>0.00</b>		<b>0.00</b>		<b>0.00</b>		<b>0.00</b>	<b>0.00</b>	<b>0.00</b>
<b>NET CHANGE IN FUND BALANCE</b>	<b>-824,808.10</b>	<b>-824,808.10</b>		<b>-746,268.93</b>		<b>-746,268.93</b>		<b>-12,676.00</b>	<b>0.00</b>	<b>758,944.93</b>



FUND DEPT 2076-010 : TORT IMMUNITY TAX FUND - COUNTY BOARD

2/11/2025 4:27:14 PM

PERIOD ENDING 1/31/2025

	ACTUAL LAST YEAR			ACTUAL THIS YEAR				ENCUMBRANCE	BUDGET	UNENCUMBERED BALANCE
	CURRENT MONTH	YEAR TO DATE	%	CURRENT MONTH	%	YEAR TO DATE	%			
<b>EXPENDITURES</b>										
<b>5003 FRINGE BENEFITS</b>										
04 WORKERS' COMPENSATION INSURANC	0.00	0.00	0	101.99	0	101.99	0	0.00	0.00	-101.99
05 UNEMPLOYMENT INSURANCE	-9.88	-9.88	0	0.00	0	0.00	0	0.00	0.00	0.00
<b>5003 FRINGE BENEFITS TOTAL</b>	<b>-9.88</b>	<b>-9.88</b>	<b>0</b>	<b>101.99</b>	<b>0</b>	<b>101.99</b>	<b>0</b>	<b>0.00</b>	<b>0.00</b>	<b>-101.99</b>
<b>TOTAL EXPENDITURES</b>	<b>-9.88</b>	<b>-9.88</b>	<b>0</b>	<b>101.99</b>	<b>0</b>	<b>101.99</b>	<b>0</b>	<b>0.00</b>	<b>0.00</b>	<b>-101.99</b>
<b>NET CHANGE IN FUND BALANCE</b>	<b>9.88</b>	<b>9.88</b>		<b>-101.99</b>		<b>-101.99</b>		<b>0.00</b>	<b>0.00</b>	<b>101.99</b>




**FUND DEPT 2076-011 : TORT IMMUNITY TAX FUND - SOLID WASTE MGMT**

2/11/2025 4:27:14 PM

**PERIOD ENDING 1/31/2025**

	ACTUAL LAST YEAR			ACTUAL THIS YEAR				ENCUMBRANCE	BUDGET	UNENCUMBERED BALANCE
	CURRENT MONTH	YEAR TO DATE	%	CURRENT MONTH	%	YEAR TO DATE	%			
<b>EXPENDITURES</b>										
<b>TOTAL EXPENDITURES</b>	0.00	0.00	0	0.00	0	0.00	0	0.00	0.00	0.00
<b>NET CHANGE IN FUND BALANCE</b>	0.00	0.00		0.00		0.00		0.00	0.00	0.00



PERIOD ENDING 1/31/2025

	ACTUAL LAST YEAR			ACTUAL THIS YEAR				ENCUMBRANCE	BUDGET	UNENCUMBERED BALANCE
	CURRENT MONTH	YEAR TO DATE	%	CURRENT MONTH	%	YEAR TO DATE	%			
<b>EXPENDITURES</b>										
<b>5003 FRINGE BENEFITS</b>										
04 WORKERS' COMPENSATION INSURANC	0.00	0.00	0	387.95	0	387.95	0	0.00	0.00	-387.95
05 UNEMPLOYMENT INSURANCE	-485.49	-485.49	0	0.00	0	0.00	0	0.00	0.00	0.00
<b>5003 FRINGE BENEFITS TOTAL</b>	<b>-485.49</b>	<b>-485.49</b>	<b>0</b>	<b>387.95</b>	<b>0</b>	<b>387.95</b>	<b>0</b>	<b>0.00</b>	<b>0.00</b>	<b>-387.95</b>
<b>TOTAL EXPENDITURES</b>	<b>-485.49</b>	<b>-485.49</b>	<b>0</b>	<b>387.95</b>	<b>0</b>	<b>387.95</b>	<b>0</b>	<b>0.00</b>	<b>0.00</b>	<b>-387.95</b>
<b>NET CHANGE IN FUND BALANCE</b>	<b>485.49</b>	<b>485.49</b>		<b>-387.95</b>		<b>-387.95</b>		<b>0.00</b>	<b>0.00</b>	<b>387.95</b>




FUND DEPT 2076-020 : TORT IMMUNITY TAX FUND - AUDITOR

2/11/2025 4:27:14 PM

PERIOD ENDING 1/31/2025

	ACTUAL LAST YEAR			ACTUAL THIS YEAR				ENCUMBRANCE	BUDGET	UNENCUMBERED BALANCE
	CURRENT MONTH	YEAR TO DATE	%	CURRENT MONTH	%	YEAR TO DATE	%			
<b>EXPENDITURES</b>										
<b>5003 FRINGE BENEFITS</b>										
04 WORKERS' COMPENSATION INSURANC	0.00	0.00	0	166.04	0	166.04	0	0.00	0.00	-166.04
05 UNEMPLOYMENT INSURANCE	-185.56	-185.56	0	0.00	0	0.00	0	0.00	0.00	0.00
<b>5003 FRINGE BENEFITS TOTAL</b>	<b>-185.56</b>	<b>-185.56</b>	<b>0</b>	<b>166.04</b>	<b>0</b>	<b>166.04</b>	<b>0</b>	<b>0.00</b>	<b>0.00</b>	<b>-166.04</b>
<b>TOTAL EXPENDITURES</b>	<b>-185.56</b>	<b>-185.56</b>	<b>0</b>	<b>166.04</b>	<b>0</b>	<b>166.04</b>	<b>0</b>	<b>0.00</b>	<b>0.00</b>	<b>-166.04</b>
<b>NET CHANGE IN FUND BALANCE</b>	<b>185.56</b>	<b>185.56</b>		<b>-166.04</b>		<b>-166.04</b>		<b>0.00</b>	<b>0.00</b>	<b>166.04</b>



FUND DEPT 2076-021 : TORT IMMUNITY TAX FUND - BOARD OF REVIEW

2/11/2025 4:27:14 PM

PERIOD ENDING 1/31/2025

	ACTUAL LAST YEAR			ACTUAL THIS YEAR				ENCUMBRANCE	BUDGET	UNENCUMBERED BALANCE
	CURRENT MONTH	YEAR TO DATE	%	CURRENT MONTH	%	YEAR TO DATE	%			
<b>EXPENDITURES</b>										
<b>5003 FRINGE BENEFITS</b>										
04 WORKERS' COMPENSATION INSURANC	0.00	0.00	0	50.14	0	50.14	0	0.00	0.00	-50.14
<b>5003 FRINGE BENEFITS TOTAL</b>	<b>0.00</b>	<b>0.00</b>	<b>0</b>	<b>50.14</b>	<b>0</b>	<b>50.14</b>	<b>0</b>	<b>0.00</b>	<b>0.00</b>	<b>-50.14</b>
<b>TOTAL EXPENDITURES</b>	<b>0.00</b>	<b>0.00</b>	<b>0</b>	<b>50.14</b>	<b>0</b>	<b>50.14</b>	<b>0</b>	<b>0.00</b>	<b>0.00</b>	<b>-50.14</b>
<b>NET CHANGE IN FUND BALANCE</b>	<b>0.00</b>	<b>0.00</b>		<b>-50.14</b>		<b>-50.14</b>		<b>0.00</b>	<b>0.00</b>	<b>50.14</b>



FUND DEPT 2076-022 : TORT IMMUNITY TAX FUND - COUNTY CLERK

2/11/2025 4:27:14 PM

PERIOD ENDING 1/31/2025

	ACTUAL LAST YEAR			ACTUAL THIS YEAR				ENCUMBRANCE	BUDGET	UNENCUMBERED BALANCE
	CURRENT MONTH	YEAR TO DATE	%	CURRENT MONTH	%	YEAR TO DATE	%			
<b>EXPENDITURES</b>										
<b>5003 FRINGE BENEFITS</b>										
04 WORKERS' COMPENSATION INSURANC	0.00	0.00	0	343.96	0	343.96	0	0.00	0.00	-343.96
05 UNEMPLOYMENT INSURANCE	-399.66	-399.66	0	0.00	0	0.00	0	0.00	0.00	0.00
<b>5003 FRINGE BENEFITS TOTAL</b>	<b>-399.66</b>	<b>-399.66</b>	<b>0</b>	<b>343.96</b>	<b>0</b>	<b>343.96</b>	<b>0</b>	<b>0.00</b>	<b>0.00</b>	<b>-343.96</b>
<b>TOTAL EXPENDITURES</b>	<b>-399.66</b>	<b>-399.66</b>	<b>0</b>	<b>343.96</b>	<b>0</b>	<b>343.96</b>	<b>0</b>	<b>0.00</b>	<b>0.00</b>	<b>-343.96</b>
<b>NET CHANGE IN FUND BALANCE</b>	<b>399.66</b>	<b>399.66</b>		<b>-343.96</b>		<b>-343.96</b>		<b>0.00</b>	<b>0.00</b>	<b>343.96</b>




FUND DEPT 2076-023 : TORT IMMUNITY TAX FUND - RECORDER

2/11/2025 4:27:14 PM

PERIOD ENDING 1/31/2025

	ACTUAL LAST YEAR			ACTUAL THIS YEAR				ENCUMBRANCE	BUDGET	UNENCUMBERED BALANCE
	CURRENT MONTH	YEAR TO DATE	%	CURRENT MONTH	%	YEAR TO DATE	%			
<b>EXPENDITURES</b>										
<b>5003 FRINGE BENEFITS</b>										
04 WORKERS' COMPENSATION INSURANC	0.00	0.00	0	65.28	0	65.28	0	0.00	0.00	-65.28
05 UNEMPLOYMENT INSURANCE	-22.62	-22.62	0	0.00	0	0.00	0	0.00	0.00	0.00
<b>5003 FRINGE BENEFITS TOTAL</b>	<b>-22.62</b>	<b>-22.62</b>	<b>0</b>	<b>65.28</b>	<b>0</b>	<b>65.28</b>	<b>0</b>	<b>0.00</b>	<b>0.00</b>	<b>-65.28</b>
<b>TOTAL EXPENDITURES</b>	<b>-22.62</b>	<b>-22.62</b>	<b>0</b>	<b>65.28</b>	<b>0</b>	<b>65.28</b>	<b>0</b>	<b>0.00</b>	<b>0.00</b>	<b>-65.28</b>
<b>NET CHANGE IN FUND BALANCE</b>	<b>22.62</b>	<b>22.62</b>		<b>-65.28</b>		<b>-65.28</b>		<b>0.00</b>	<b>0.00</b>	<b>65.28</b>






FUND DEPT 2076-025 : TORT IMMUNITY TAX FUND - SUPERVISOR OF ASSESSMENT

2/11/2025 4:27:14 PM

PERIOD ENDING 1/31/2025

	ACTUAL LAST YEAR			ACTUAL THIS YEAR				ENCUMBRANCE	BUDGET	UNENCUMBERED BALANCE
	CURRENT MONTH	YEAR TO DATE	%	CURRENT MONTH	%	YEAR TO DATE	%			
<b>EXPENDITURES</b>										
<b>5003 FRINGE BENEFITS</b>										
04 WORKERS' COMPENSATION INSURANC	0.00	0.00	0	125.89	0	125.89	0	0.00	0.00	-125.89
<b>5003 FRINGE BENEFITS TOTAL</b>	<b>0.00</b>	<b>0.00</b>	<b>0</b>	<b>125.89</b>	<b>0</b>	<b>125.89</b>	<b>0</b>	<b>0.00</b>	<b>0.00</b>	<b>-125.89</b>
<b>TOTAL EXPENDITURES</b>	<b>0.00</b>	<b>0.00</b>	<b>0</b>	<b>125.89</b>	<b>0</b>	<b>125.89</b>	<b>0</b>	<b>0.00</b>	<b>0.00</b>	<b>-125.89</b>
<b>NET CHANGE IN FUND BALANCE</b>	<b>0.00</b>	<b>0.00</b>		<b>-125.89</b>		<b>-125.89</b>		<b>0.00</b>	<b>0.00</b>	<b>125.89</b>



FUND DEPT 2076-026 : TORT IMMUNITY TAX FUND - COUNTY TREASURER

2/11/2025 4:27:14 PM

PERIOD ENDING 1/31/2025

	ACTUAL LAST YEAR			ACTUAL THIS YEAR				ENCUMBRANCE	BUDGET	UNENCUMBERED BALANCE
	CURRENT MONTH	YEAR TO DATE	%	CURRENT MONTH	%	YEAR TO DATE	%			
<b>EXPENDITURES</b>										
<b>5003 FRINGE BENEFITS</b>										
04 WORKERS' COMPENSATION INSURANC	0.00	0.00	0	109.58	0	109.58	0	0.00	0.00	-109.58
<b>5003 FRINGE BENEFITS TOTAL</b>	<b>0.00</b>	<b>0.00</b>	<b>0</b>	<b>109.58</b>	<b>0</b>	<b>109.58</b>	<b>0</b>	<b>0.00</b>	<b>0.00</b>	<b>-109.58</b>
<b>TOTAL EXPENDITURES</b>	<b>0.00</b>	<b>0.00</b>	<b>0</b>	<b>109.58</b>	<b>0</b>	<b>109.58</b>	<b>0</b>	<b>0.00</b>	<b>0.00</b>	<b>-109.58</b>
<b>NET CHANGE IN FUND BALANCE</b>	<b>0.00</b>	<b>0.00</b>		<b>-109.58</b>		<b>-109.58</b>		<b>0.00</b>	<b>0.00</b>	<b>109.58</b>




**FUND DEPT 2076-028 : TORT IMMUNITY TAX FUND - INFORMATION TECHNOLOGY (IT)**

2/11/2025 4:27:14 PM

**PERIOD ENDING 1/31/2025**

	ACTUAL LAST YEAR			ACTUAL THIS YEAR				ENCUMBRANCE	BUDGET	UNENCUMBERED BALANCE
	CURRENT MONTH	YEAR TO DATE	%	CURRENT MONTH	%	YEAR TO DATE	%			
<b>EXPENDITURES</b>										
<b>5003 FRINGE BENEFITS</b>										
04 WORKERS' COMPENSATION INSURANC	0.00	0.00	0	385.34	0	385.34	0	0.00	0.00	-385.34
05 UNEMPLOYMENT INSURANCE	-473.42	-473.42	0	0.00	0	0.00	0	0.00	0.00	0.00
<b>5003 FRINGE BENEFITS TOTAL</b>	<b>-473.42</b>	<b>-473.42</b>	<b>0</b>	<b>385.34</b>	<b>0</b>	<b>385.34</b>	<b>0</b>	<b>0.00</b>	<b>0.00</b>	<b>-385.34</b>
<b>TOTAL EXPENDITURES</b>	<b>-473.42</b>	<b>-473.42</b>	<b>0</b>	<b>385.34</b>	<b>0</b>	<b>385.34</b>	<b>0</b>	<b>0.00</b>	<b>0.00</b>	<b>-385.34</b>
<b>NET CHANGE IN FUND BALANCE</b>	<b>473.42</b>	<b>473.42</b>		<b>-385.34</b>		<b>-385.34</b>		<b>0.00</b>	<b>0.00</b>	<b>385.34</b>



FUND DEPT 2076-030 : TORT IMMUNITY TAX FUND - CIRCUIT CLERK

2/11/2025 4:27:14 PM

PERIOD ENDING 1/31/2025

	ACTUAL LAST YEAR			ACTUAL THIS YEAR				ENCUMBRANCE	BUDGET	UNENCUMBERED BALANCE
	CURRENT MONTH	YEAR TO DATE	%	CURRENT MONTH	%	YEAR TO DATE	%			
<b>EXPENDITURES</b>										
<b>5003 FRINGE BENEFITS</b>										
04 WORKERS' COMPENSATION INSURANC	0.00	0.00	0	455.43	0	455.43	0	0.00	0.00	-455.43
05 UNEMPLOYMENT INSURANCE	-1,200.74	-1,200.74	0	0.00	0	0.00	0	0.00	0.00	0.00
<b>5003 FRINGE BENEFITS TOTAL</b>	<b>-1,200.74</b>	<b>-1,200.74</b>	<b>0</b>	<b>455.43</b>	<b>0</b>	<b>455.43</b>	<b>0</b>	<b>0.00</b>	<b>0.00</b>	<b>-455.43</b>
<b>TOTAL EXPENDITURES</b>	<b>-1,200.74</b>	<b>-1,200.74</b>	<b>0</b>	<b>455.43</b>	<b>0</b>	<b>455.43</b>	<b>0</b>	<b>0.00</b>	<b>0.00</b>	<b>-455.43</b>
<b>NET CHANGE IN FUND BALANCE</b>	<b>1,200.74</b>	<b>1,200.74</b>		<b>-455.43</b>		<b>-455.43</b>		<b>0.00</b>	<b>0.00</b>	<b>455.43</b>



FUND DEPT 2076-031 : TORT IMMUNITY TAX FUND - CIRCUIT COURT

2/11/2025 4:27:14 PM

PERIOD ENDING 1/31/2025

	ACTUAL LAST YEAR			ACTUAL THIS YEAR				ENCUMBRANCE	BUDGET	UNENCUMBERED BALANCE
	CURRENT MONTH	YEAR TO DATE	%	CURRENT MONTH	%	YEAR TO DATE	%			
<b>EXPENDITURES</b>										
<b>5003 FRINGE BENEFITS</b>										
04 WORKERS' COMPENSATION INSURANC	0.00	0.00	0	277.96	0	277.96	0	0.00	0.00	-277.96
<b>5003 FRINGE BENEFITS TOTAL</b>	<b>0.00</b>	<b>0.00</b>	<b>0</b>	<b>277.96</b>	<b>0</b>	<b>277.96</b>	<b>0</b>	<b>0.00</b>	<b>0.00</b>	<b>-277.96</b>
<b>TOTAL EXPENDITURES</b>	<b>0.00</b>	<b>0.00</b>	<b>0</b>	<b>277.96</b>	<b>0</b>	<b>277.96</b>	<b>0</b>	<b>0.00</b>	<b>0.00</b>	<b>-277.96</b>
<b>NET CHANGE IN FUND BALANCE</b>	<b>0.00</b>	<b>0.00</b>		<b>-277.96</b>		<b>-277.96</b>		<b>0.00</b>	<b>0.00</b>	<b>277.96</b>




**FUND DEPT 2076-032 : TORT IMMUNITY TAX FUND - JURY COMMISSION**

2/11/2025 4:27:14 PM

**PERIOD ENDING 1/31/2025**

	ACTUAL LAST YEAR			ACTUAL THIS YEAR				ENCUMBRANCE	BUDGET	UNENCUMBERED BALANCE
	CURRENT MONTH	YEAR TO DATE	%	CURRENT MONTH	%	YEAR TO DATE	%			
<b>EXPENDITURES</b>										
<b>5003 FRINGE BENEFITS</b>										
04 WORKERS' COMPENSATION INSURANC	0.00	0.00	0	18.40	0	18.40	0	0.00	0.00	-18.40
05 UNEMPLOYMENT INSURANCE	-24.30	-24.30	0	0.00	0	0.00	0	0.00	0.00	0.00
<b>5003 FRINGE BENEFITS TOTAL</b>	<b>-24.30</b>	<b>-24.30</b>	<b>0</b>	<b>18.40</b>	<b>0</b>	<b>18.40</b>	<b>0</b>	<b>0.00</b>	<b>0.00</b>	<b>-18.40</b>
<b>TOTAL EXPENDITURES</b>	<b>-24.30</b>	<b>-24.30</b>	<b>0</b>	<b>18.40</b>	<b>0</b>	<b>18.40</b>	<b>0</b>	<b>0.00</b>	<b>0.00</b>	<b>-18.40</b>
<b>NET CHANGE IN FUND BALANCE</b>	<b>24.30</b>	<b>24.30</b>		<b>-18.40</b>		<b>-18.40</b>		<b>0.00</b>	<b>0.00</b>	<b>18.40</b>



FUND DEPT 2076-036 : TORT IMMUNITY TAX FUND - PUBLIC DEFENDER

2/11/2025 4:27:14 PM

PERIOD ENDING 1/31/2025

	ACTUAL LAST YEAR			ACTUAL THIS YEAR				ENCUMBRANCE	BUDGET	UNENCUMBERED BALANCE
	CURRENT MONTH	YEAR TO DATE	%	CURRENT MONTH	%	YEAR TO DATE	%			
<b>EXPENDITURES</b>										
<b>5003 FRINGE BENEFITS</b>										
04 WORKERS' COMPENSATION INSURANC	0.00	0.00	0	237.13	0	237.13	0	0.00	0.00	-237.13
<b>5003 FRINGE BENEFITS TOTAL</b>	<b>0.00</b>	<b>0.00</b>	<b>0</b>	<b>237.13</b>	<b>0</b>	<b>237.13</b>	<b>0</b>	<b>0.00</b>	<b>0.00</b>	<b>-237.13</b>
<b>TOTAL EXPENDITURES</b>	<b>0.00</b>	<b>0.00</b>	<b>0</b>	<b>237.13</b>	<b>0</b>	<b>237.13</b>	<b>0</b>	<b>0.00</b>	<b>0.00</b>	<b>-237.13</b>
<b>NET CHANGE IN FUND BALANCE</b>	<b>0.00</b>	<b>0.00</b>		<b>-237.13</b>		<b>-237.13</b>		<b>0.00</b>	<b>0.00</b>	<b>237.13</b>



**FUND DEPT 2076-040 : TORT IMMUNITY TAX FUND - SHERIFF**

2/11/2025 4:27:14 PM

**PERIOD ENDING 1/31/2025**

	ACTUAL LAST YEAR			ACTUAL THIS YEAR				ENCUMBRANCE	BUDGET	UNENCUMBERED BALANCE
	CURRENT MONTH	YEAR TO DATE	%	CURRENT MONTH	%	YEAR TO DATE	%			
<b>EXPENDITURES</b>										
<b>5003 FRINGE BENEFITS</b>										
04 WORKERS' COMPENSATION INSURANC	0.00	0.00	0	22,120.82	0	22,120.82	0	0.00	0.00	-22,120.82
05 UNEMPLOYMENT INSURANCE	-197.05	-197.05	0	0.00	0	0.00	0	0.00	0.00	0.00
<b>5003 FRINGE BENEFITS TOTAL</b>	<b>-197.05</b>	<b>-197.05</b>	<b>0</b>	<b>22,120.82</b>	<b>0</b>	<b>22,120.82</b>	<b>0</b>	<b>0.00</b>	<b>0.00</b>	<b>-22,120.82</b>
<b>TOTAL EXPENDITURES</b>	<b>-197.05</b>	<b>-197.05</b>	<b>0</b>	<b>22,120.82</b>	<b>0</b>	<b>22,120.82</b>	<b>0</b>	<b>0.00</b>	<b>0.00</b>	<b>-22,120.82</b>
<b>NET CHANGE IN FUND BALANCE</b>	<b>197.05</b>	<b>197.05</b>		<b>-22,120.82</b>		<b>-22,120.82</b>		<b>0.00</b>	<b>0.00</b>	<b>22,120.82</b>





FUND DEPT 2076-041 : TORT IMMUNITY TAX FUND - STATES ATTORNEY

2/11/2025 4:27:14 PM

PERIOD ENDING 1/31/2025

	ACTUAL LAST YEAR			ACTUAL THIS YEAR				ENCUMBRANCE	BUDGET	UNENCUMBERED BALANCE
	CURRENT MONTH	YEAR TO DATE	%	CURRENT MONTH	%	YEAR TO DATE	%			
<b>EXPENDITURES</b>										
<b>5003 FRINGE BENEFITS</b>										
04 WORKERS' COMPENSATION INSURANC	0.00	0.00	0	216.86	0	216.86	0	0.00	0.00	-216.86
05 UNEMPLOYMENT INSURANCE	-899.45	-899.45	0	0.00	0	0.00	0	0.00	0.00	0.00
<b>5003 FRINGE BENEFITS TOTAL</b>	<b>-899.45</b>	<b>-899.45</b>	<b>0</b>	<b>216.86</b>	<b>0</b>	<b>216.86</b>	<b>0</b>	<b>0.00</b>	<b>0.00</b>	<b>-216.86</b>
<b>TOTAL EXPENDITURES</b>	<b>-899.45</b>	<b>-899.45</b>	<b>0</b>	<b>216.86</b>	<b>0</b>	<b>216.86</b>	<b>0</b>	<b>0.00</b>	<b>0.00</b>	<b>-216.86</b>
<b>NET CHANGE IN FUND BALANCE</b>	<b>899.45</b>	<b>899.45</b>		<b>-216.86</b>		<b>-216.86</b>		<b>0.00</b>	<b>0.00</b>	<b>216.86</b>



FUND DEPT 2076-042 : TORT IMMUNITY TAX FUND - CORONER

2/11/2025 4:27:14 PM

PERIOD ENDING 1/31/2025

	ACTUAL LAST YEAR			ACTUAL THIS YEAR				ENCUMBRANCE	BUDGET	UNENCUMBERED BALANCE
	CURRENT MONTH	YEAR TO DATE	%	CURRENT MONTH	%	YEAR TO DATE	%			
<b>EXPENDITURES</b>										
<b>5003 FRINGE BENEFITS</b>										
04 WORKERS' COMPENSATION INSURANC	0.00	0.00	0	186.74	0	186.74	0	0.00	0.00	-186.74
05 UNEMPLOYMENT INSURANCE	-68.87	-68.87	0	0.00	0	0.00	0	0.00	0.00	0.00
<b>5003 FRINGE BENEFITS TOTAL</b>	<b>-68.87</b>	<b>-68.87</b>	<b>0</b>	<b>186.74</b>	<b>0</b>	<b>186.74</b>	<b>0</b>	<b>0.00</b>	<b>0.00</b>	<b>-186.74</b>
<b>TOTAL EXPENDITURES</b>	<b>-68.87</b>	<b>-68.87</b>	<b>0</b>	<b>186.74</b>	<b>0</b>	<b>186.74</b>	<b>0</b>	<b>0.00</b>	<b>0.00</b>	<b>-186.74</b>
<b>NET CHANGE IN FUND BALANCE</b>	<b>68.87</b>	<b>68.87</b>		<b>-186.74</b>		<b>-186.74</b>		<b>0.00</b>	<b>0.00</b>	<b>186.74</b>



PERIOD ENDING 1/31/2025

	ACTUAL LAST YEAR			ACTUAL THIS YEAR				ENCUMBRANCE	BUDGET	UNENCUMBERED BALANCE
	CURRENT MONTH	YEAR TO DATE	%	CURRENT MONTH	%	YEAR TO DATE	%			
<b>EXPENDITURES</b>										
<b>5003 FRINGE BENEFITS</b>										
04 WORKERS' COMPENSATION INSURANC	0.00	0.00	0	679.66	0	679.66	0	0.00	0.00	-679.66
<b>5003 FRINGE BENEFITS TOTAL</b>	<b>0.00</b>	<b>0.00</b>	<b>0</b>	<b>679.66</b>	<b>0</b>	<b>679.66</b>	<b>0</b>	<b>0.00</b>	<b>0.00</b>	<b>-679.66</b>
<b>TOTAL EXPENDITURES</b>	<b>0.00</b>	<b>0.00</b>	<b>0</b>	<b>679.66</b>	<b>0</b>	<b>679.66</b>	<b>0</b>	<b>0.00</b>	<b>0.00</b>	<b>-679.66</b>
<b>NET CHANGE IN FUND BALANCE</b>	<b>0.00</b>	<b>0.00</b>		<b>-679.66</b>		<b>-679.66</b>		<b>0.00</b>	<b>0.00</b>	<b>679.66</b>




FUND DEPT 2076-051 : TORT IMMUNITY TAX FUND - JUVENILE DETENTION CENTER

2/11/2025 4:27:14 PM

PERIOD ENDING 1/31/2025

	ACTUAL LAST YEAR			ACTUAL THIS YEAR				ENCUMBRANCE	BUDGET	UNENCUMBERED BALANCE
	CURRENT MONTH	YEAR TO DATE	%	CURRENT MONTH	%	YEAR TO DATE	%			
<b>EXPENDITURES</b>										
<b>5003 FRINGE BENEFITS</b>										
04 WORKERS' COMPENSATION INSURANC	0.00	0.00	0	6,437.99	0	6,437.99	0	0.00	0.00	-6,437.99
05 UNEMPLOYMENT INSURANCE	-1,313.22	-1,313.22	0	0.00	0	0.00	0	0.00	0.00	0.00
<b>5003 FRINGE BENEFITS TOTAL</b>	<b>-1,313.22</b>	<b>-1,313.22</b>	<b>0</b>	<b>6,437.99</b>	<b>0</b>	<b>6,437.99</b>	<b>0</b>	<b>0.00</b>	<b>0.00</b>	<b>-6,437.99</b>
<b>TOTAL EXPENDITURES</b>	<b>-1,313.22</b>	<b>-1,313.22</b>	<b>0</b>	<b>6,437.99</b>	<b>0</b>	<b>6,437.99</b>	<b>0</b>	<b>0.00</b>	<b>0.00</b>	<b>-6,437.99</b>
<b>NET CHANGE IN FUND BALANCE</b>	<b>1,313.22</b>	<b>1,313.22</b>		<b>-6,437.99</b>		<b>-6,437.99</b>		<b>0.00</b>	<b>0.00</b>	<b>6,437.99</b>




FUND DEPT 2076-052 : TORT IMMUNITY TAX FUND - COURT SERVICES -PROBATION

2/11/2025 4:27:14 PM

PERIOD ENDING 1/31/2025

	ACTUAL LAST YEAR			ACTUAL THIS YEAR				ENCUMBRANCE	BUDGET	UNENCUMBERED BALANCE
	CURRENT MONTH	YEAR TO DATE	%	CURRENT MONTH	%	YEAR TO DATE	%			
<b>EXPENDITURES</b>										
<b>5003 FRINGE BENEFITS</b>										
04 WORKERS' COMPENSATION INSURANC	0.00	0.00	0	8,098.44	0	8,098.44	0	0.00	0.00	-8,098.44
05 UNEMPLOYMENT INSURANCE	-223.22	-223.22	0	0.00	0	0.00	0	0.00	0.00	0.00
<b>5003 FRINGE BENEFITS TOTAL</b>	<b>-223.22</b>	<b>-223.22</b>	<b>0</b>	<b>8,098.44</b>	<b>0</b>	<b>8,098.44</b>	<b>0</b>	<b>0.00</b>	<b>0.00</b>	<b>-8,098.44</b>
<b>TOTAL EXPENDITURES</b>	<b>-223.22</b>	<b>-223.22</b>	<b>0</b>	<b>8,098.44</b>	<b>0</b>	<b>8,098.44</b>	<b>0</b>	<b>0.00</b>	<b>0.00</b>	<b>-8,098.44</b>
<b>NET CHANGE IN FUND BALANCE</b>	<b>223.22</b>	<b>223.22</b>		<b>-8,098.44</b>		<b>-8,098.44</b>		<b>0.00</b>	<b>0.00</b>	<b>8,098.44</b>



**FUND DEPT 2076-057 : TORT IMMUNITY TAX FUND - DEPUTY SHERIFF MERIT COMM**

2/11/2025 4:27:14 PM

**PERIOD ENDING 1/31/2025**

	ACTUAL LAST YEAR			ACTUAL THIS YEAR				ENCUMBRANCE	BUDGET	UNENCUMBERED BALANCE
	CURRENT MONTH	YEAR TO DATE	%	CURRENT MONTH	%	YEAR TO DATE	%			
<b>EXPENDITURES</b>										
<b>TOTAL EXPENDITURES</b>	0.00	0.00	0	0.00	0	0.00	0	0.00	0.00	0.00
<b>NET CHANGE IN FUND BALANCE</b>	0.00	0.00		0.00		0.00		0.00	0.00	0.00



PERIOD ENDING 1/31/2025

	ACTUAL LAST YEAR			ACTUAL THIS YEAR				ENCUMBRANCE	BUDGET	UNENCUMBERED BALANCE
	CURRENT MONTH	YEAR TO DATE	%	CURRENT MONTH	%	YEAR TO DATE	%			
<b>EXPENDITURES</b>										
<b>5003 FRINGE BENEFITS</b>										
04 WORKERS' COMPENSATION INSURANC	0.00	0.00	0	11,492.30	0	11,492.30	0	0.00	0.00	-11,492.30
05 UNEMPLOYMENT INSURANCE	-415.51	-415.51	0	0.00	0	0.00	0	0.00	0.00	0.00
<b>5003 FRINGE BENEFITS TOTAL</b>	<b>-415.51</b>	<b>-415.51</b>	<b>0</b>	<b>11,492.30</b>	<b>0</b>	<b>11,492.30</b>	<b>0</b>	<b>0.00</b>	<b>0.00</b>	<b>-11,492.30</b>
<b>TOTAL EXPENDITURES</b>	<b>-415.51</b>	<b>-415.51</b>	<b>0</b>	<b>11,492.30</b>	<b>0</b>	<b>11,492.30</b>	<b>0</b>	<b>0.00</b>	<b>0.00</b>	<b>-11,492.30</b>
<b>NET CHANGE IN FUND BALANCE</b>	<b>415.51</b>	<b>415.51</b>		<b>-11,492.30</b>		<b>-11,492.30</b>		<b>0.00</b>	<b>0.00</b>	<b>11,492.30</b>



FUND DEPT 2076-075 : TORT IMMUNITY TAX FUND - GENERAL COUNTY

2/11/2025 4:27:14 PM

PERIOD ENDING 1/31/2025

	ACTUAL LAST YEAR			ACTUAL THIS YEAR				ENCUMBRANCE	BUDGET	UNENCUMBERED BALANCE
	CURRENT MONTH	YEAR TO DATE	%	CURRENT MONTH	%	YEAR TO DATE	%			
<b>REVENUES</b>										
<b>4008 INVESTMENT EARNINGS</b>										
01 INVESTMENT INTEREST	-23,407.69	-23,407.69	-234	0.00	0	0.00	0	0.00	0.00	0.00
<b>4008 INVESTMENT EARNINGS TOTAL</b>	<b>-23,407.69</b>	<b>-23,407.69</b>	<b>-234</b>	<b>0.00</b>	<b>0</b>	<b>0.00</b>	<b>0</b>	<b>0.00</b>	<b>0.00</b>	<b>0.00</b>
<b>TOTAL REVENUES</b>	<b>-23,407.69</b>	<b>-23,407.69</b>	<b>-1</b>	<b>0.00</b>	<b>0</b>	<b>0.00</b>	<b>0</b>	<b>0.00</b>	<b>0.00</b>	<b>0.00</b>
<b>EXPENDITURES</b>										
<b>TOTAL EXPENDITURES</b>	<b>0.00</b>	<b>0.00</b>	<b>0</b>	<b>0.00</b>	<b>0</b>	<b>0.00</b>	<b>0</b>	<b>0.00</b>	<b>0.00</b>	<b>0.00</b>
<b>OTHER FINANCING SOURCES (USES)</b>										
<b>TOTAL OTHER FINANCING SOURCES (USES)</b>	<b>0.00</b>	<b>0.00</b>		<b>0.00</b>		<b>0.00</b>		<b>0.00</b>	<b>0.00</b>	<b>0.00</b>
<b>NET CHANGE IN FUND BALANCE</b>	<b>-23,407.69</b>	<b>-23,407.69</b>		<b>0.00</b>		<b>0.00</b>		<b>0.00</b>	<b>0.00</b>	<b>0.00</b>





FUND DEPT 2076-077 : TORT IMMUNITY TAX FUND - ZONING AND ENFORCE (P&Z)

2/11/2025 4:27:14 PM

PERIOD ENDING 1/31/2025

	ACTUAL LAST YEAR			ACTUAL THIS YEAR				ENCUMBRANCE	BUDGET	UNENCUMBERED BALANCE
	CURRENT MONTH	YEAR TO DATE	%	CURRENT MONTH	%	YEAR TO DATE	%			
<b>EXPENDITURES</b>										
<b>5003 FRINGE BENEFITS</b>										
04 WORKERS' COMPENSATION INSURANC	0.00	0.00	0	114.39	0	114.39	0	0.00	0.00	-114.39
05 UNEMPLOYMENT INSURANCE	-106.38	-106.38	0	0.00	0	0.00	0	0.00	0.00	0.00
<b>5003 FRINGE BENEFITS TOTAL</b>	<b>-106.38</b>	<b>-106.38</b>	<b>0</b>	<b>114.39</b>	<b>0</b>	<b>114.39</b>	<b>0</b>	<b>0.00</b>	<b>0.00</b>	<b>-114.39</b>
<b>TOTAL EXPENDITURES</b>	<b>-106.38</b>	<b>-106.38</b>	<b>0</b>	<b>114.39</b>	<b>0</b>	<b>114.39</b>	<b>0</b>	<b>0.00</b>	<b>0.00</b>	<b>-114.39</b>
<b>NET CHANGE IN FUND BALANCE</b>	<b>106.38</b>	<b>106.38</b>		<b>-114.39</b>		<b>-114.39</b>		<b>0.00</b>	<b>0.00</b>	<b>114.39</b>



**FUND DEPT 2076-127 : TORT IMMUNITY TAX FUND - VETERANS ASSISTNC COMMSSN**

2/11/2025 4:27:14 PM

**PERIOD ENDING 1/31/2025**

	ACTUAL LAST YEAR			ACTUAL THIS YEAR				ENCUMBRANCE	BUDGET	UNENCUMBERED BALANCE
	CURRENT MONTH	YEAR TO DATE	%	CURRENT MONTH	%	YEAR TO DATE	%			
<b>EXPENDITURES</b>										
<b>5003 FRINGE BENEFITS</b>										
04 WORKERS' COMPENSATION INSURANC	0.00	0.00	0	15.12	0	15.12	0	0.00	0.00	-15.12
<b>5003 FRINGE BENEFITS TOTAL</b>	<b>0.00</b>	<b>0.00</b>	<b>0</b>	<b>15.12</b>	<b>0</b>	<b>15.12</b>	<b>0</b>	<b>0.00</b>	<b>0.00</b>	<b>-15.12</b>
<b>TOTAL EXPENDITURES</b>	<b>0.00</b>	<b>0.00</b>	<b>0</b>	<b>15.12</b>	<b>0</b>	<b>15.12</b>	<b>0</b>	<b>0.00</b>	<b>0.00</b>	<b>-15.12</b>
<b>NET CHANGE IN FUND BALANCE</b>	<b>0.00</b>	<b>0.00</b>		<b>-15.12</b>		<b>-15.12</b>		<b>0.00</b>	<b>0.00</b>	<b>15.12</b>



PERIOD ENDING 1/31/2025

	ACTUAL LAST YEAR			ACTUAL THIS YEAR				ENCUMBRANCE	BUDGET	UNENCUMBERED BALANCE
	CURRENT MONTH	YEAR TO DATE	%	CURRENT MONTH	%	YEAR TO DATE	%			
<b>EXPENDITURES</b>										
<b>TOTAL EXPENDITURES</b>	0.00	0.00	0	0.00	0	0.00	0	0.00	0.00	0.00
<b>NET CHANGE IN FUND BALANCE</b>	0.00	0.00		0.00		0.00		0.00	0.00	0.00



FUND DEPT 2076-140 : TORT IMMUNITY TAX FUND - CORRECTIONAL CENTER

2/11/2025 4:27:14 PM

PERIOD ENDING 1/31/2025

	ACTUAL LAST YEAR			ACTUAL THIS YEAR				ENCUMBRANCE	BUDGET	UNENCUMBERED BALANCE
	CURRENT MONTH	YEAR TO DATE	%	CURRENT MONTH	%	YEAR TO DATE	%			
<b>EXPENDITURES</b>										
<b>5003 FRINGE BENEFITS</b>										
04 WORKERS' COMPENSATION INSURANC	0.00	0.00	0	19,711.26	0	19,711.26	0	0.00	0.00	-19,711.26
05 UNEMPLOYMENT INSURANCE	-1,613.20	-1,613.20	0	0.00	0	0.00	0	0.00	0.00	0.00
<b>5003 FRINGE BENEFITS TOTAL</b>	<b>-1,613.20</b>	<b>-1,613.20</b>	<b>0</b>	<b>19,711.26</b>	<b>0</b>	<b>19,711.26</b>	<b>0</b>	<b>0.00</b>	<b>0.00</b>	<b>-19,711.26</b>
<b>TOTAL EXPENDITURES</b>	<b>-1,613.20</b>	<b>-1,613.20</b>	<b>0</b>	<b>19,711.26</b>	<b>0</b>	<b>19,711.26</b>	<b>0</b>	<b>0.00</b>	<b>0.00</b>	<b>-19,711.26</b>
<b>NET CHANGE IN FUND BALANCE</b>	<b>1,613.20</b>	<b>1,613.20</b>		<b>-19,711.26</b>		<b>-19,711.26</b>		<b>0.00</b>	<b>0.00</b>	<b>19,711.26</b>



FUND DEPT 2083-060 : COUNTY HIGHWAY - HIGHWAY

2/11/2025 4:27:14 PM

PERIOD ENDING 1/31/2025

	ACTUAL LAST YEAR			ACTUAL THIS YEAR				ENCUMBRANCE	BUDGET	UNENCUMBERED BALANCE
	CURRENT MONTH	YEAR TO DATE	%	CURRENT MONTH	%	YEAR TO DATE	%			
<b>REVENUES</b>										
<b>4007 CHARGES FOR SERVICES</b>										
01 CHARGES FOR SERVICES	150.00	150.00	0	0.00	0	0.00	0	0.00	0.00	0.00
<b>4007 CHARGES FOR SERVICES TOTAL</b>	<b>150.00</b>	<b>150.00</b>	<b>0</b>	<b>0.00</b>	<b>0</b>	<b>0.00</b>	<b>0</b>	<b>0.00</b>	<b>0.00</b>	<b>0.00</b>
<b>4008 INVESTMENT EARNINGS</b>										
01 INVESTMENT INTEREST	-358,646.26	-358,646.26	-598	0.00	0	0.00	0	0.00	0.00	0.00
<b>4008 INVESTMENT EARNINGS TOTAL</b>	<b>-358,646.26</b>	<b>-358,646.26</b>	<b>-598</b>	<b>0.00</b>	<b>0</b>	<b>0.00</b>	<b>0</b>	<b>0.00</b>	<b>0.00</b>	<b>0.00</b>
<b>TOTAL REVENUES</b>	<b>-358,496.26</b>	<b>-358,496.26</b>	<b>-8</b>	<b>0.00</b>	<b>0</b>	<b>0.00</b>	<b>0</b>	<b>0.00</b>	<b>0.00</b>	<b>0.00</b>
<b>EXPENDITURES</b>										
<b>5001 SALARIES AND WAGES</b>										
03 REGULAR FULL-TIME EMPLOYEES	105,160.78	105,160.78	7	108,622.46	0	108,622.46	0	0.00	0.00	-108,622.46
05 TEMPORARY STAFF	2,382.25	2,382.25	6	1,435.00	0	1,435.00	0	0.00	0.00	-1,435.00
08 OVERTIME	11,162.56	11,162.56	14	11,918.25	0	11,918.25	0	0.00	0.00	-11,918.25
<b>5001 SALARIES AND WAGES TOTAL</b>	<b>118,705.59</b>	<b>118,705.59</b>	<b>7</b>	<b>121,975.71</b>	<b>0</b>	<b>121,975.71</b>	<b>0</b>	<b>0.00</b>	<b>0.00</b>	<b>-121,975.71</b>
<b>5003 FRINGE BENEFITS</b>										
04 WORKERS' COMPENSATION INSURANC	0.00	0.00	0	6,166.27	0	6,166.27	0	0.00	0.00	-6,166.27
05 UNEMPLOYMENT INSURANCE	-354.37	-354.37	-6	0.00	0	0.00	0	0.00	0.00	0.00
06 EE HEALTH/LIFE	20,124.03	20,124.03	6	17,768.53	0	17,768.53	0	0.00	0.00	-17,768.53
<b>5003 FRINGE BENEFITS TOTAL</b>	<b>19,769.66</b>	<b>19,769.66</b>	<b>3</b>	<b>23,934.80</b>	<b>0</b>	<b>23,934.80</b>	<b>0</b>	<b>0.00</b>	<b>0.00</b>	<b>-23,934.80</b>
<b>5010 COMMODITIES</b>										
02 OFFICE SUPPLIES	304.75	304.75	7	0.00	0	0.00	0	0.00	0.00	0.00
04 POSTAGE, UPS, FEDEX	11.25	11.25	1	0.00	0	0.00	0	0.00	0.00	0.00
06 MEDICAL SUPPLIES	513.85	513.85	17	0.00	0	0.00	0	0.00	0.00	0.00
08 MAINTENANCE SUPPLIES	16.49	16.49	1	0.00	0	0.00	0	0.00	0.00	0.00
09 VEHICLE SUPP/GAS & OIL	0.00	0.00	0	399.60	0	399.60	0	0.00	0.00	-399.60
10 TOOLS	753.97	753.97	4	1,180.82	0	1,180.82	0	0.00	0.00	-1,180.82



FUND DEPT 2083-060 : COUNTY HIGHWAY - HIGHWAY

2/11/2025 4:27:14 PM

PERIOD ENDING 1/31/2025

	ACTUAL LAST YEAR			ACTUAL THIS YEAR				ENCUMBRANCE	BUDGET	UNENCUMBERED BALANCE
	CURRENT MONTH	YEAR TO DATE	%	CURRENT MONTH	%	YEAR TO DATE	%			
12 UNIFORMS/CLOTHING	49.95	49.95	1	0.00	0	0.00	0	0.00	0.00	0.00
17 EQUIPMENT LESS THAN \$5000	5,221.70	5,221.70	21	461.06	0	461.06	0	0.00	0.00	-461.06
18 VEHICLE EQUIP LESS THAN \$5000	0.00	0.00	0	2,705.96	0	2,705.96	0	0.00	0.00	-2,705.96
19 OPERATIONAL SUPPLIES	1,474.78	1,474.78	7	10,480.66	0	10,480.66	0	0.00	0.00	-10,480.66
<b>5010 COMMODITIES TOTAL</b>	<b>8,346.74</b>	<b>8,346.74</b>	<b>3</b>	<b>15,228.10</b>	<b>0</b>	<b>15,228.10</b>	<b>0</b>	<b>0.00</b>	<b>0.00</b>	<b>-15,228.10</b>
<b>5020 SERVICES</b>										
01 PROFESSIONAL SERVICES	970.26	970.26	19	0.00	0	0.00	0	0.00	0.00	0.00
02 OUTSIDE SERVICES	31.25	31.25	0	0.00	0	0.00	0	0.00	0.00	0.00
03 TRAVEL COSTS	15.00	15.00	0	19.00	0	19.00	0	0.00	0.00	-19.00
04 CONFERENCES AND TRAINING	906.00	906.00	18	5,853.00	117	5,853.00	117	0.00	5,000.00	-853.00
11 UTILITIES	419.55	419.55	0	389.53	-8	389.53	-8	0.00	-5,000.00	-5,389.53
17 WASTE DISPOSAL AND RECYCLING	757.89	757.89	15	536.43	0	536.43	0	0.00	0.00	-536.43
21 DUES, LICENSE & MEMBERSHIP	2,549.08	2,549.08	64	2,911.00	0	2,911.00	0	0.00	0.00	-2,911.00
35 REPAIRS AND MAIN-EQUIP	27,636.06	27,636.06	10	3,337.18	0	3,337.18	0	0.00	0.00	-3,337.18
37 REPAIRS AND MAIN-BUILDING	605.00	605.00	2	170.94	0	170.94	0	0.00	0.00	-170.94
46 EQUIP LEASE/EQUIP RENT	1,224.54	1,224.54	61	1,139.10	0	1,139.10	0	0.00	0.00	-1,139.10
47 SOFTWARE LICENSE & SAAS	8,745.88	8,745.88	25	1,750.00	0	1,750.00	0	2,199.00	0.00	-3,949.00
48 PHONE/INTERNET	137.57	137.57	1	167.78	0	167.78	0	0.00	0.00	-167.78
<b>5020 SERVICES TOTAL</b>	<b>43,998.08</b>	<b>43,998.08</b>	<b>6</b>	<b>16,273.96</b>	<b>0</b>	<b>16,273.96</b>	<b>0</b>	<b>2,199.00</b>	<b>0.00</b>	<b>-18,472.96</b>
<b>8000 CAPITAL OUTLAY</b>										
401 EQUIPMENT	0.00	0.00	0	0.00	0	0.00	0	18,100.00	0.00	-18,100.00
<b>8000 CAPITAL OUTLAY TOTAL</b>	<b>0.00</b>	<b>0.00</b>	<b>0</b>	<b>0.00</b>	<b>0</b>	<b>0.00</b>	<b>0</b>	<b>18,100.00</b>	<b>0.00</b>	<b>-18,100.00</b>
<b>TOTAL EXPENDITURES</b>	<b>190,820.07</b>	<b>190,820.07</b>	<b>5</b>	<b>177,412.57</b>	<b>0</b>	<b>177,412.57</b>	<b>0</b>	<b>20,299.00</b>	<b>0.00</b>	<b>-197,711.57</b>
<b>OTHER FINANCING SOURCES (USES)</b>										
<b>TOTAL OTHER FINANCING SOURCES (USES)</b>	<b>0.00</b>	<b>0.00</b>		<b>0.00</b>		<b>0.00</b>		<b>0.00</b>	<b>0.00</b>	<b>0.00</b>



**FUND DEPT 2083-060 : COUNTY HIGHWAY - HIGHWAY**

2/11/2025 4:27:14 PM

**PERIOD ENDING 1/31/2025**

	ACTUAL LAST YEAR			ACTUAL THIS YEAR				ENCUMBRANCE	BUDGET	UNENCUMBERED BALANCE
	CURRENT MONTH	YEAR TO DATE	%	CURRENT MONTH	%	YEAR TO DATE	%			
<b>NET CHANGE IN FUND BALANCE</b>	-549,316.33	-549,316.33		-177,412.57		-177,412.57		-20,299.00	0.00	197,711.57



FUND DEPT 2083-062 : COUNTY HIGHWAY - HIGHWAY BUILDING CAPITAL

2/11/2025 4:27:14 PM

PERIOD ENDING 1/31/2025

	ACTUAL LAST YEAR			ACTUAL THIS YEAR				ENCUMBRANCE	BUDGET	UNENCUMBERED BALANCE
	CURRENT MONTH	YEAR TO DATE	%	CURRENT MONTH	%	YEAR TO DATE	%			
<b>REVENUES</b>										
TOTAL REVENUES	0.00	0.00	0	0.00	0	0.00	0	0.00	0.00	0.00
<b>EXPENDITURES</b>										
TOTAL EXPENDITURES	0.00	0.00	0	0.00	0	0.00	0	0.00	0.00	0.00
<b>OTHER FINANCING SOURCES (USES)</b>										
TOTAL OTHER FINANCING SOURCES (USES)	0.00	0.00		0.00		0.00		0.00	0.00	0.00
<b>NET CHANGE IN FUND BALANCE</b>	<b>0.00</b>	<b>0.00</b>		<b>0.00</b>		<b>0.00</b>		<b>0.00</b>	<b>0.00</b>	<b>0.00</b>





FUND DEPT 2084-060 : COUNTY BRIDGE - HIGHWAY

2/11/2025 4:27:14 PM

PERIOD ENDING 1/31/2025

	ACTUAL LAST YEAR			ACTUAL THIS YEAR				ENCUMBRANCE	BUDGET	UNENCUMBERED BALANCE
	CURRENT MONTH	YEAR TO DATE	%	CURRENT MONTH	%	YEAR TO DATE	%			
<b>REVENUES</b>										
<b>4008 INVESTMENT EARNINGS</b>										
01 INVESTMENT INTEREST	-224,053.17	-224,053.17	-747	0.00	0	0.00	0	0.00	0.00	0.00
<b>4008 INVESTMENT EARNINGS TOTAL</b>	<b>-224,053.17</b>	<b>-224,053.17</b>	<b>-747</b>	<b>0.00</b>	<b>0</b>	<b>0.00</b>	<b>0</b>	<b>0.00</b>	<b>0.00</b>	<b>0.00</b>
<b>TOTAL REVENUES</b>	<b>-224,053.17</b>	<b>-224,053.17</b>	<b>-13</b>	<b>0.00</b>	<b>0</b>	<b>0.00</b>	<b>0</b>	<b>0.00</b>	<b>0.00</b>	<b>0.00</b>
<b>EXPENDITURES</b>										
<b>5020 SERVICES</b>										
36 REPAIRS AND MAIN-ROAD & BRIDGE	6,875.00	6,875.00	7	0.00	0	0.00	0	0.00	0.00	0.00
40 ARCHITECTURE / ENGINEERING SER	641.11	641.11	0	0.00	0	0.00	0	0.00	0.00	0.00
<b>5020 SERVICES TOTAL</b>	<b>7,516.11</b>	<b>7,516.11</b>	<b>3</b>	<b>0.00</b>	<b>0</b>	<b>0.00</b>	<b>0</b>	<b>0.00</b>	<b>0.00</b>	<b>0.00</b>
<b>TOTAL EXPENDITURES</b>	<b>7,516.11</b>	<b>7,516.11</b>	<b>0</b>	<b>0.00</b>	<b>0</b>	<b>0.00</b>	<b>0</b>	<b>0.00</b>	<b>0.00</b>	<b>0.00</b>
<b>OTHER FINANCING SOURCES (USES)</b>										
<b>TOTAL OTHER FINANCING SOURCES (USES)</b>	<b>0.00</b>	<b>0.00</b>		<b>0.00</b>		<b>0.00</b>		<b>0.00</b>	<b>0.00</b>	<b>0.00</b>
<b>NET CHANGE IN FUND BALANCE</b>	<b>-231,569.28</b>	<b>-231,569.28</b>		<b>0.00</b>		<b>0.00</b>		<b>0.00</b>	<b>0.00</b>	<b>0.00</b>



FUND DEPT 2085-060 : COUNTY MOTOR FUEL TAX - HIGHWAY

2/11/2025 4:27:14 PM

PERIOD ENDING 1/31/2025

	ACTUAL LAST YEAR			ACTUAL THIS YEAR				ENCUMBRANCE	BUDGET	UNENCUMBERED BALANCE
	CURRENT MONTH	YEAR TO DATE	%	CURRENT MONTH	%	YEAR TO DATE	%			
<b>REVENUES</b>										
<b>4008 INVESTMENT EARNINGS</b>										
01 INVESTMENT INTEREST	-950,131.29	-950,131.29	-380	0.00	0	0.00	0	0.00	0.00	0.00
<b>4008 INVESTMENT EARNINGS TOTAL</b>	<b>-950,131.29</b>	<b>-950,131.29</b>	<b>-380</b>	<b>0.00</b>	<b>0</b>	<b>0.00</b>	<b>0</b>	<b>0.00</b>	<b>0.00</b>	<b>0.00</b>
<b>TOTAL REVENUES</b>	<b>-950,131.29</b>	<b>-950,131.29</b>	<b>-25</b>	<b>0.00</b>	<b>0</b>	<b>0.00</b>	<b>0</b>	<b>0.00</b>	<b>0.00</b>	<b>0.00</b>
<b>EXPENDITURES</b>										
<b>5001 SALARIES AND WAGES</b>										
02 APPOINTED OFFICIAL SALARY	13,406.00	13,406.00	8	13,808.00	0	13,808.00	0	0.00	0.00	-13,808.00
10 TAXABLE AUTO ALLOWANCE	912.68	912.68	8	912.68	0	912.68	0	0.00	0.00	-912.68
<b>5001 SALARIES AND WAGES TOTAL</b>	<b>14,318.68</b>	<b>14,318.68</b>	<b>8</b>	<b>14,720.68</b>	<b>0</b>	<b>14,720.68</b>	<b>0</b>	<b>0.00</b>	<b>0.00</b>	<b>-14,720.68</b>
<b>5010 COMMODITIES</b>										
36 OPER SUPPLIES - ROAD & BRIDGE	0.00	0.00	0	6,634.20	0	6,634.20	0	0.00	0.00	-6,634.20
<b>5010 COMMODITIES TOTAL</b>	<b>0.00</b>	<b>0.00</b>	<b>0</b>	<b>6,634.20</b>	<b>0</b>	<b>6,634.20</b>	<b>0</b>	<b>0.00</b>	<b>0.00</b>	<b>-6,634.20</b>
<b>5020 SERVICES</b>										
03 TRAVEL COSTS	1,694.74	1,694.74	34	1,601.28	0	1,601.28	0	0.00	0.00	-1,601.28
04 CONFERENCES AND TRAINING	1,020.00	1,020.00	20	940.00	0	940.00	0	0.00	0.00	-940.00
36 REPAIRS AND MAIN-ROAD & BRIDGE	8,463.00	8,463.00	1	0.00	0	0.00	0	0.00	0.00	0.00
<b>5020 SERVICES TOTAL</b>	<b>11,177.74</b>	<b>11,177.74</b>	<b>1</b>	<b>2,541.28</b>	<b>0</b>	<b>2,541.28</b>	<b>0</b>	<b>0.00</b>	<b>0.00</b>	<b>-2,541.28</b>
<b>TOTAL EXPENDITURES</b>	<b>25,496.42</b>	<b>25,496.42</b>	<b>1</b>	<b>23,896.16</b>	<b>0</b>	<b>23,896.16</b>	<b>0</b>	<b>0.00</b>	<b>0.00</b>	<b>-23,896.16</b>
<b>NET CHANGE IN FUND BALANCE</b>	<b>-975,627.71</b>	<b>-975,627.71</b>		<b>-23,896.16</b>		<b>-23,896.16</b>		<b>0.00</b>	<b>0.00</b>	<b>23,896.16</b>



FUND DEPT 2088-044 : ILL.MUNICIPAL RETIREMENT - NURSING HOME

2/11/2025 4:27:14 PM

PERIOD ENDING 1/31/2025

	ACTUAL LAST YEAR			ACTUAL THIS YEAR				ENCUMBRANCE	BUDGET	UNENCUMBERED BALANCE
	CURRENT MONTH	YEAR TO DATE	%	CURRENT MONTH	%	YEAR TO DATE	%			
<b>EXPENDITURES</b>										
<i>TOTAL EXPENDITURES</i>	<i>0.00</i>	<i>0.00</i>	<i>0</i>	<i>0.00</i>	<i>0</i>	<i>0.00</i>	<i>0</i>	<i>0.00</i>	<i>0.00</i>	<i>0.00</i>
<b>OTHER FINANCING SOURCES (USES)</b>										
<i>TOTAL OTHER FINANCING SOURCES (USES)</i>	<i>0.00</i>	<i>0.00</i>		<i>0.00</i>		<i>0.00</i>		<i>0.00</i>	<i>0.00</i>	<i>0.00</i>
<b>NET CHANGE IN FUND BALANCE</b>	<b>0.00</b>	<b>0.00</b>		<b>0.00</b>		<b>0.00</b>		<b>0.00</b>	<b>0.00</b>	<b>0.00</b>



FUND DEPT 2088-073 : ILL.MUNICIPAL RETIREMENT - ILL.MUNICIPAL RETIREMENT

2/11/2025 4:27:14 PM

PERIOD ENDING 1/31/2025

	ACTUAL LAST YEAR			ACTUAL THIS YEAR				ENCUMBRANCE	BUDGET	UNENCUMBERED BALANCE
	CURRENT MONTH	YEAR TO DATE	%	CURRENT MONTH	%	YEAR TO DATE	%			
<b>REVENUES</b>										
<b>4008 INVESTMENT EARNINGS</b>										
01 INVESTMENT INTEREST	-15,704.55	-15,704.55	-105	0.00	0	0.00	0	0.00	0.00	0.00
<b>4008 INVESTMENT EARNINGS TOTAL</b>	<b>-15,704.55</b>	<b>-15,704.55</b>	<b>-105</b>	<b>0.00</b>	<b>0</b>	<b>0.00</b>	<b>0</b>	<b>0.00</b>	<b>0.00</b>	<b>0.00</b>
<b>TOTAL REVENUES</b>	<b>-15,704.55</b>	<b>-15,704.55</b>	<b>-1</b>	<b>0.00</b>	<b>0</b>	<b>0.00</b>	<b>0</b>	<b>0.00</b>	<b>0.00</b>	<b>0.00</b>
<b>EXPENDITURES</b>										
<b>TOTAL EXPENDITURES</b>	<b>0.00</b>	<b>0.00</b>	<b>0</b>	<b>0.00</b>	<b>0</b>	<b>0.00</b>	<b>0</b>	<b>0.00</b>	<b>0.00</b>	<b>0.00</b>
<b>OTHER FINANCING SOURCES (USES)</b>										
<b>TOTAL OTHER FINANCING SOURCES (USES)</b>	<b>0.00</b>	<b>0.00</b>		<b>0.00</b>		<b>0.00</b>		<b>0.00</b>	<b>0.00</b>	<b>0.00</b>
<b>NET CHANGE IN FUND BALANCE</b>	<b>-15,704.55</b>	<b>-15,704.55</b>		<b>0.00</b>		<b>0.00</b>		<b>0.00</b>	<b>0.00</b>	<b>0.00</b>



PERIOD ENDING 1/31/2025

	ACTUAL LAST YEAR			ACTUAL THIS YEAR				ENCUMBRANCE	BUDGET	UNENCUMBERED BALANCE
	CURRENT MONTH	YEAR TO DATE	%	CURRENT MONTH	%	YEAR TO DATE	%			
<b>REVENUES</b>										
TOTAL REVENUES	0.00	0.00	0	0.00	0	0.00	0	0.00	0.00	0.00
<b>EXPENDITURES</b>										
TOTAL EXPENDITURES	0.00	0.00	0	0.00	0	0.00	0	0.00	0.00	0.00
<b>NET CHANGE IN FUND BALANCE</b>	<b>0.00</b>	<b>0.00</b>		<b>0.00</b>		<b>0.00</b>		<b>0.00</b>	<b>0.00</b>	<b>0.00</b>



FUND DEPT 2089-049 : COUNTY PUBLIC HEALTH FUND - BOARD OF HEALTH

2/11/2025 4:27:14 PM

PERIOD ENDING 1/31/2025

	ACTUAL LAST YEAR			ACTUAL THIS YEAR				ENCUMBRANCE	BUDGET	UNENCUMBERED BALANCE
	CURRENT MONTH	YEAR TO DATE	%	CURRENT MONTH	%	YEAR TO DATE	%			
<b>REVENUES</b>										
<b>4006 LICENSES AND PERMITS</b>										
02 PERMITS - BUSINESS	75,050.00	75,050.00	74	73,600.00	0	73,600.00	0	0.00	0.00	-73,600.00
11 PERMITS - NONBUSINESS	200.00	200.00	1	0.00	0	0.00	0	0.00	0.00	0.00
<b>4006 LICENSES AND PERMITS TOTAL</b>	<b>75,250.00</b>	<b>75,250.00</b>	<b>57</b>	<b>73,600.00</b>	<b>0</b>	<b>73,600.00</b>	<b>0</b>	<b>0.00</b>	<b>0.00</b>	<b>-73,600.00</b>
<b>4008 INVESTMENT EARNINGS</b>										
01 INVESTMENT INTEREST	-9,511.12	-9,511.12	-238	0.00	0	0.00	0	0.00	0.00	0.00
<b>4008 INVESTMENT EARNINGS TOTAL</b>	<b>-9,511.12</b>	<b>-9,511.12</b>	<b>-238</b>	<b>0.00</b>	<b>0</b>	<b>0.00</b>	<b>0</b>	<b>0.00</b>	<b>0.00</b>	<b>0.00</b>
<b>TOTAL REVENUES</b>	<b>65,738.88</b>	<b>65,738.88</b>	<b>5</b>	<b>73,600.00</b>	<b>0</b>	<b>73,600.00</b>	<b>0</b>	<b>0.00</b>	<b>0.00</b>	<b>-73,600.00</b>
<b>EXPENDITURES</b>										
<b>5020 SERVICES</b>										
47 SOFTWARE LICENSE & SAAS	1,349.05	1,349.05	90	0.00	0	0.00	0	0.00	0.00	0.00
<b>5020 SERVICES TOTAL</b>	<b>1,349.05</b>	<b>1,349.05</b>	<b>0</b>	<b>0.00</b>	<b>0</b>	<b>0.00</b>	<b>0</b>	<b>0.00</b>	<b>0.00</b>	<b>0.00</b>
<b>TOTAL EXPENDITURES</b>	<b>1,349.05</b>	<b>1,349.05</b>	<b>0</b>	<b>0.00</b>	<b>0</b>	<b>0.00</b>	<b>0</b>	<b>0.00</b>	<b>0.00</b>	<b>0.00</b>
<b>OTHER FINANCING SOURCES (USES)</b>										
<b>TOTAL OTHER FINANCING SOURCES (USES)</b>	<b>0.00</b>	<b>0.00</b>		<b>0.00</b>		<b>0.00</b>		<b>0.00</b>	<b>0.00</b>	<b>0.00</b>
<b>NET CHANGE IN FUND BALANCE</b>	<b>64,389.83</b>	<b>64,389.83</b>		<b>73,600.00</b>		<b>73,600.00</b>		<b>0.00</b>	<b>0.00</b>	<b>-73,600.00</b>



FUND DEPT 2090-053 : MENTAL HEALTH - MENTAL HEALTH BOARD

2/11/2025 4:27:14 PM

PERIOD ENDING 1/31/2025

	ACTUAL LAST YEAR			ACTUAL THIS YEAR				ENCUMBRANCE	BUDGET	UNENCUMBERED BALANCE
	CURRENT MONTH	YEAR TO DATE	%	CURRENT MONTH	%	YEAR TO DATE	%			
<b>REVENUES</b>										
<b>4004 INTERGOVERNMENTAL REVENUE</b>										
76 OTHER INTERGOVERNMENTAL	35,447.00	35,447.00	8	37,175.00	0	37,175.00	0	0.00	0.00	-37,175.00
<b>4004 INTERGOVERNMENTAL REVENUE TOTAL</b>	<b>35,447.00</b>	<b>35,447.00</b>	<b>8</b>	<b>37,175.00</b>	<b>0</b>	<b>37,175.00</b>	<b>0</b>	<b>0.00</b>	<b>0.00</b>	<b>-37,175.00</b>
<b>4008 INVESTMENT EARNINGS</b>										
01 INVESTMENT INTEREST	-34,070.30	-34,070.30	-61	0.00	0	0.00	0	0.00	0.00	0.00
<b>4008 INVESTMENT EARNINGS TOTAL</b>	<b>-34,070.30</b>	<b>-34,070.30</b>	<b>-61</b>	<b>0.00</b>	<b>0</b>	<b>0.00</b>	<b>0</b>	<b>0.00</b>	<b>0.00</b>	<b>0.00</b>
<b>TOTAL REVENUES</b>	<b>1,376.70</b>	<b>1,376.70</b>	<b>0</b>	<b>37,175.00</b>	<b>0</b>	<b>37,175.00</b>	<b>0</b>	<b>0.00</b>	<b>0.00</b>	<b>-37,175.00</b>
<b>EXPENDITURES</b>										
<b>5001 SALARIES AND WAGES</b>										
02 APPOINTED OFFICIAL SALARY	8,518.84	8,518.84	8	8,944.76	0	8,944.76	0	0.00	0.00	-8,944.76
03 REGULAR FULL-TIME EMPLOYEES	22,304.48	22,304.48	6	30,786.35	0	30,786.35	0	0.00	0.00	-30,786.35
<b>5001 SALARIES AND WAGES TOTAL</b>	<b>30,823.32</b>	<b>30,823.32</b>	<b>6</b>	<b>39,731.11</b>	<b>0</b>	<b>39,731.11</b>	<b>0</b>	<b>0.00</b>	<b>0.00</b>	<b>-39,731.11</b>
<b>5003 FRINGE BENEFITS</b>										
04 WORKERS' COMPENSATION INSURANC	0.00	0.00	0	168.34	0	168.34	0	0.00	0.00	-168.34
06 EE HEALTH/LIFE	4,409.64	4,409.64	5	4,186.04	0	4,186.04	0	0.00	0.00	-4,186.04
<b>5003 FRINGE BENEFITS TOTAL</b>	<b>4,409.64</b>	<b>4,409.64</b>	<b>3</b>	<b>4,354.38</b>	<b>0</b>	<b>4,354.38</b>	<b>0</b>	<b>0.00</b>	<b>0.00</b>	<b>-4,354.38</b>
<b>5010 COMMODITIES</b>										
02 OFFICE SUPPLIES	347.56	347.56	8	159.25	0	159.25	0	0.00	0.00	-159.25
05 FOOD NON-TRAVEL	36.25	36.25	4	116.66	0	116.66	0	0.00	0.00	-116.66
17 EQUIPMENT LESS THAN \$5000	33.25	33.25	0	0.00	0	0.00	0	0.00	0.00	0.00
<b>5010 COMMODITIES TOTAL</b>	<b>417.06</b>	<b>417.06</b>	<b>3</b>	<b>275.91</b>	<b>0</b>	<b>275.91</b>	<b>0</b>	<b>0.00</b>	<b>0.00</b>	<b>-275.91</b>
<b>5020 SERVICES</b>										
01 PROFESSIONAL SERVICES	16,297.28	16,297.28	9	15,679.95	0	15,679.95	0	0.00	0.00	-15,679.95
02 OUTSIDE SERVICES	688.50	688.50	2	609.00	0	609.00	0	0.00	0.00	-609.00



**FUND DEPT 2090-053 : MENTAL HEALTH - MENTAL HEALTH BOARD**

2/11/2025 4:27:14 PM

**PERIOD ENDING 1/31/2025**

	ACTUAL LAST YEAR			ACTUAL THIS YEAR				ENCUMBRANCE	BUDGET	UNENCUMBERED BALANCE
	CURRENT MONTH	YEAR TO DATE	%	CURRENT MONTH	%	YEAR TO DATE	%			
04 CONFERENCES AND TRAINING	0.00	0.00	0	530.00	0	530.00	0	0.00	0.00	-530.00
13 RENT	2,124.55	2,124.55	5	2,196.78	0	2,196.78	0	0.00	0.00	-2,196.78
21 DUES, LICENSE & MEMBERSHIP	0.00	0.00	0	900.00	0	900.00	0	0.00	0.00	-900.00
22 OPERATIONAL SERVICES	1,349.88	1,349.88	19	1,203.95	0	1,203.95	0	0.00	0.00	-1,203.95
25 CONTRIBUTIONS & GRANTS	423,872.00	423,872.00	7	420,295.00	0	420,295.00	0	0.00	0.00	-420,295.00
47 SOFTWARE LICENSE & SAAS	7,932.16	7,932.16	57	0.00	0	0.00	0	0.00	0.00	0.00
48 PHONE/INTERNET	225.55	225.55	9	196.62	0	196.62	0	0.00	0.00	-196.62
<b>5020 SERVICES TOTAL</b>	<b>452,489.92</b>	<b>452,489.92</b>	<b>7</b>	<b>441,611.30</b>	<b>0</b>	<b>441,611.30</b>	<b>0</b>	<b>0.00</b>	<b>0.00</b>	<b>-441,611.30</b>
<b>TOTAL EXPENDITURES</b>	<b>488,139.94</b>	<b>488,139.94</b>	<b>7</b>	<b>485,972.70</b>	<b>0</b>	<b>485,972.70</b>	<b>0</b>	<b>0.00</b>	<b>0.00</b>	<b>-485,972.70</b>
<b>OTHER FINANCING SOURCES (USES)</b>										
<b>TOTAL OTHER FINANCING SOURCES (USES)</b>	<b>0.00</b>	<b>0.00</b>		<b>0.00</b>		<b>0.00</b>		<b>0.00</b>	<b>0.00</b>	<b>0.00</b>
<b>NET CHANGE IN FUND BALANCE</b>	<b>-486,763.24</b>	<b>-486,763.24</b>		<b>-448,797.70</b>		<b>-448,797.70</b>		<b>0.00</b>	<b>0.00</b>	<b>448,797.70</b>





PERIOD ENDING 1/31/2025

	ACTUAL LAST YEAR			ACTUAL THIS YEAR				ENCUMBRANCE	BUDGET	UNENCUMBERED BALANCE
	CURRENT MONTH	YEAR TO DATE	%	CURRENT MONTH	%	YEAR TO DATE	%			
<b>REVENUES</b>										
<b>4006 LICENSES AND PERMITS</b>										
11 PERMITS - NONBUSINESS	7,875.00	7,875.00	2	9,572.00	0	9,572.00	0	0.00	0.00	-9,572.00
<b>4006 LICENSES AND PERMITS TOTAL</b>	<b>7,875.00</b>	<b>7,875.00</b>	<b>2</b>	<b>9,572.00</b>	<b>0</b>	<b>9,572.00</b>	<b>0</b>	<b>0.00</b>	<b>0.00</b>	<b>-9,572.00</b>
<b>4008 INVESTMENT EARNINGS</b>										
01 INVESTMENT INTEREST	-6,400.01	-6,400.01	-640	0.00	0	0.00	0	0.00	0.00	0.00
<b>4008 INVESTMENT EARNINGS TOTAL</b>	<b>-6,400.01</b>	<b>-6,400.01</b>	<b>-640</b>	<b>0.00</b>	<b>0</b>	<b>0.00</b>	<b>0</b>	<b>0.00</b>	<b>0.00</b>	<b>0.00</b>
<b>TOTAL REVENUES</b>	<b>1,474.99</b>	<b>1,474.99</b>	<b>0</b>	<b>9,572.00</b>	<b>0</b>	<b>9,572.00</b>	<b>0</b>	<b>0.00</b>	<b>0.00</b>	<b>-9,572.00</b>
<b>EXPENDITURES</b>										
<b>5001 SALARIES AND WAGES</b>										
03 REGULAR FULL-TIME EMPLOYEES	10,727.86	10,727.86	7	12,003.44	0	12,003.44	0	0.00	0.00	-12,003.44
05 TEMPORARY STAFF	230.50	230.50	0	840.00	0	840.00	0	0.00	0.00	-840.00
08 OVERTIME	627.81	627.81	0	0.00	0	0.00	0	0.00	0.00	0.00
<b>5001 SALARIES AND WAGES TOTAL</b>	<b>11,586.17</b>	<b>11,586.17</b>	<b>8</b>	<b>12,843.44</b>	<b>0</b>	<b>12,843.44</b>	<b>0</b>	<b>0.00</b>	<b>0.00</b>	<b>-12,843.44</b>
<b>5003 FRINGE BENEFITS</b>										
04 WORKERS' COMPENSATION INSURANC	0.00	0.00	0	431.47	0	431.47	0	0.00	0.00	-431.47
05 UNEMPLOYMENT INSURANCE	-118.40	-118.40	-14	0.00	0	0.00	0	0.00	0.00	0.00
06 EE HEALTH/LIFE	2,132.22	2,132.22	8	1,010.21	0	1,010.21	0	0.00	0.00	-1,010.21
<b>5003 FRINGE BENEFITS TOTAL</b>	<b>2,013.82</b>	<b>2,013.82</b>	<b>4</b>	<b>1,441.68</b>	<b>0</b>	<b>1,441.68</b>	<b>0</b>	<b>0.00</b>	<b>0.00</b>	<b>-1,441.68</b>
<b>5010 COMMODITIES</b>										
02 OFFICE SUPPLIES	339.37	339.37	19	30.46	0	30.46	0	0.00	0.00	-30.46
<b>5010 COMMODITIES TOTAL</b>	<b>339.37</b>	<b>339.37</b>	<b>4</b>	<b>30.46</b>	<b>0</b>	<b>30.46</b>	<b>0</b>	<b>0.00</b>	<b>0.00</b>	<b>-30.46</b>
<b>5020 SERVICES</b>										
14 FINANCE CHARGES AND BANK FEES	0.00	0.00	0	57.05	114	57.05	114	0.00	50.00	-7.05
47 SOFTWARE LICENSE & SAAS	945.98	945.98	21	0.00	0	0.00	0	0.00	0.00	0.00
<b>5020 SERVICES TOTAL</b>	<b>945.98</b>	<b>945.98</b>	<b>12</b>	<b>57.05</b>	<b>114</b>	<b>57.05</b>	<b>114</b>	<b>0.00</b>	<b>50.00</b>	<b>-7.05</b>



FUND DEPT 2091-047 : ANIMAL CONTROL - ANIMAL CONTROL ADMIN

2/11/2025 4:27:14 PM

PERIOD ENDING 1/31/2025

	ACTUAL LAST YEAR			ACTUAL THIS YEAR				ENCUMBRANCE	BUDGET	UNENCUMBERED BALANCE
	CURRENT MONTH	YEAR TO DATE	%	CURRENT MONTH	%	YEAR TO DATE	%			
<b>TOTAL EXPENDITURES</b>	14,885.34	14,885.34	7	14,372.63	287 45	14,372.63	287 45	0.00	50.00	-14,322.63
<b>OTHER FINANCING SOURCES (USES)</b>										
<b>TOTAL OTHER FINANCING SOURCES (USES)</b>	0.00	0.00		0.00		0.00		0.00	0.00	0.00
<b>NET CHANGE IN FUND BALANCE</b>	-13,410.35	-13,410.35		-4,800.63		-4,800.63		0.00	-50.00	4,750.63



FUND DEPT 2091-247 : ANIMAL CONTROL - ANIMAL WARDEN SERVICES

2/11/2025 4:27:14 PM

PERIOD ENDING 1/31/2025

	ACTUAL LAST YEAR			ACTUAL THIS YEAR				ENCUMBRANCE	BUDGET	UNENCUMBERED BALANCE
	CURRENT MONTH	YEAR TO DATE	%	CURRENT MONTH	%	YEAR TO DATE	%			
<b>REVENUES</b>										
<b>4004 INTERGOVERNMENTAL REVENUE</b>										
76 OTHER INTERGOVERNMENTAL	24,724.56	24,724.56	13	44,969.94	0	44,969.94	0	0.00	0.00	-44,969.94
<b>4004 INTERGOVERNMENTAL REVENUE TOTAL</b>	<b>24,724.56</b>	<b>24,724.56</b>	<b>13</b>	<b>44,969.94</b>	<b>0</b>	<b>44,969.94</b>	<b>0</b>	<b>0.00</b>	<b>0.00</b>	<b>-44,969.94</b>
<b>4005 FINES AND FORFEITURES</b>										
01 FINES	250.00	250.00	2	0.00	0	0.00	0	0.00	0.00	0.00
<b>4005 FINES AND FORFEITURES TOTAL</b>	<b>250.00</b>	<b>250.00</b>	<b>2</b>	<b>0.00</b>	<b>0</b>	<b>0.00</b>	<b>0</b>	<b>0.00</b>	<b>0.00</b>	<b>0.00</b>
<b>TOTAL REVENUES</b>	<b>24,974.56</b>	<b>24,974.56</b>	<b>12</b>	<b>44,969.94</b>	<b>0</b>	<b>44,969.94</b>	<b>0</b>	<b>0.00</b>	<b>0.00</b>	<b>-44,969.94</b>
<b>EXPENDITURES</b>										
<b>5001 SALARIES AND WAGES</b>										
03 REGULAR FULL-TIME EMPLOYEES	2,334.26	2,334.26	2	10,165.00	0	10,165.00	0	0.00	0.00	-10,165.00
08 OVERTIME	387.23	387.23	8	931.25	0	931.25	0	0.00	0.00	-931.25
<b>5001 SALARIES AND WAGES TOTAL</b>	<b>2,721.49</b>	<b>2,721.49</b>	<b>2</b>	<b>11,096.25</b>	<b>0</b>	<b>11,096.25</b>	<b>0</b>	<b>0.00</b>	<b>0.00</b>	<b>-11,096.25</b>
<b>5003 FRINGE BENEFITS</b>										
04 WORKERS' COMPENSATION INSURANC	0.00	0.00	0	402.12	0	402.12	0	0.00	0.00	-402.12
05 UNEMPLOYMENT INSURANCE	-161.10	-161.10	-19	0.00	0	0.00	0	0.00	0.00	0.00
06 EE HEALTH/LIFE	0.00	0.00	0	3,142.99	0	3,142.99	0	0.00	0.00	-3,142.99
<b>5003 FRINGE BENEFITS TOTAL</b>	<b>-161.10</b>	<b>-161.10</b>	<b>0</b>	<b>3,545.11</b>	<b>0</b>	<b>3,545.11</b>	<b>0</b>	<b>0.00</b>	<b>0.00</b>	<b>-3,545.11</b>
<b>5010 COMMODITIES</b>										
09 VEHICLE SUPP/GAS & OIL	0.00	0.00	0	1,336.51	0	1,336.51	0	0.00	0.00	-1,336.51
12 UNIFORMS/CLOTHING	0.00	0.00	0	415.53	0	415.53	0	0.00	0.00	-415.53
17 EQUIPMENT LESS THAN \$5000	0.00	0.00	0	0.00	0	0.00	0	0.00	100.00	100.00
<b>5010 COMMODITIES TOTAL</b>	<b>0.00</b>	<b>0.00</b>	<b>0</b>	<b>1,752.04</b>	<b>175</b>	<b>1,752.04</b>	<b>175</b>	<b>0.00</b>	<b>100.00</b>	<b>-1,652.04</b>
				<b>2</b>		<b>2</b>				
<b>5020 SERVICES</b>										
08 LABORATORY FEES	148.00	148.00	3	594.00	-93	594.00	-93	0.00	-640.00	-1,234.00



FUND DEPT 2091-247 : ANIMAL CONTROL - ANIMAL WARDEN SERVICES

2/11/2025 4:27:14 PM

PERIOD ENDING 1/31/2025

	ACTUAL LAST YEAR			ACTUAL THIS YEAR				ENCUMBRANCE	BUDGET	UNENCUMBERED BALANCE
	CURRENT MONTH	YEAR TO DATE	%	CURRENT MONTH	%	YEAR TO DATE	%			
35 REPAIR & MAINT - EQUIP/AUTO	0.00	0.00	0	260.44	124	260.44	124	0.00	210.00	-50.44
48 PHONE/INTERNET	0.00	0.00	0	549.06	0	549.06	0	0.00	0.00	-549.06
<b>5020 SERVICES TOTAL</b>	<b>148.00</b>	<b>148.00</b>	<b>1</b>	<b>1,403.50</b>	<b>-326</b>	<b>1,403.50</b>	<b>-326</b>	<b>0.00</b>	<b>-430.00</b>	<b>-1,833.50</b>
<b>TOTAL EXPENDITURES</b>	<b>2,708.39</b>	<b>2,708.39</b>	<b>1</b>	<b>17,796.90</b>	<b>539</b>	<b>17,796.90</b>	<b>539</b>	<b>0.00</b>	<b>-330.00</b>	<b>-18,126.90</b>
					<b>3</b>		<b>3</b>			
<b>NET CHANGE IN FUND BALANCE</b>	<b>22,266.17</b>	<b>22,266.17</b>		<b>27,173.04</b>		<b>27,173.04</b>		<b>0.00</b>	<b>330.00</b>	<b>-26,843.04</b>




FUND DEPT 2091-248 : ANIMAL CONTROL - ANIMAL IMPOUND SERVICES

2/11/2025 4:27:14 PM

PERIOD ENDING 1/31/2025

	ACTUAL LAST YEAR			ACTUAL THIS YEAR				ENCUMBRANCE	BUDGET	UNENCUMBERED BALANCE
	CURRENT MONTH	YEAR TO DATE	%	CURRENT MONTH	%	YEAR TO DATE	%			
<b>REVENUES</b>										
<b>4004 INTERGOVERNMENTAL REVENUE</b>										
76 OTHER INTERGOVERNMENTAL	3,450.24	3,450.24	1	29,540.45	0	29,540.45	0	0.00	0.00	-29,540.45
<b>4004 INTERGOVERNMENTAL REVENUE TOTAL</b>	<b>3,450.24</b>	<b>3,450.24</b>	<b>1</b>	<b>29,540.45</b>	<b>0</b>	<b>29,540.45</b>	<b>0</b>	<b>0.00</b>	<b>0.00</b>	<b>-29,540.45</b>
<b>4005 FINES AND FORFEITURES</b>										
01 FINES	75.00	75.00	0	145.00	0	145.00	0	0.00	0.00	-145.00
<b>4005 FINES AND FORFEITURES TOTAL</b>	<b>75.00</b>	<b>75.00</b>	<b>0</b>	<b>145.00</b>	<b>0</b>	<b>145.00</b>	<b>0</b>	<b>0.00</b>	<b>0.00</b>	<b>-145.00</b>
<b>4009 MISCELLANEOUS REVENUES</b>										
02 OTHER MISCELLANEOUS REVENUE	471.00	471.00	0	521.00	0	521.00	0	0.00	0.00	-521.00
<b>4009 MISCELLANEOUS REVENUES TOTAL</b>	<b>471.00</b>	<b>471.00</b>	<b>0</b>	<b>521.00</b>	<b>0</b>	<b>521.00</b>	<b>0</b>	<b>0.00</b>	<b>0.00</b>	<b>-521.00</b>
<b>TOTAL REVENUES</b>	<b>3,996.24</b>	<b>3,996.24</b>	<b>2</b>	<b>30,206.45</b>	<b>0</b>	<b>30,206.45</b>	<b>0</b>	<b>0.00</b>	<b>0.00</b>	<b>-30,206.45</b>
<b>EXPENDITURES</b>										
<b>5001 SALARIES AND WAGES</b>										
03 REGULAR FULL-TIME EMPLOYEES	4,443.61	4,443.61	3	7,803.46	0	7,803.46	0	0.00	0.00	-7,803.46
04 REGULAR PART-TIME EMPLOYEES	978.21	978.21	2	1,214.72	0	1,214.72	0	0.00	0.00	-1,214.72
05 TEMPORARY STAFF	1,570.02	1,570.02	31	1,720.00	0	1,720.00	0	0.00	0.00	-1,720.00
08 OVERTIME	1,185.52	1,185.52	30	1,302.79	0	1,302.79	0	0.00	0.00	-1,302.79
<b>5001 SALARIES AND WAGES TOTAL</b>	<b>8,177.36</b>	<b>8,177.36</b>	<b>4</b>	<b>12,040.97</b>	<b>0</b>	<b>12,040.97</b>	<b>0</b>	<b>0.00</b>	<b>0.00</b>	<b>-12,040.97</b>
<b>5003 FRINGE BENEFITS</b>										
04 WORKERS' COMPENSATION INSURANC	0.00	0.00	0	390.14	0	390.14	0	0.00	0.00	-390.14
05 UNEMPLOYMENT INSURANCE	-693.24	-693.24	-50	0.00	0	0.00	0	0.00	0.00	0.00
06 EE HEALTH/LIFE	2.60	2.60	0	1,011.73	0	1,011.73	0	0.00	0.00	-1,011.73
<b>5003 FRINGE BENEFITS TOTAL</b>	<b>-690.64</b>	<b>-690.64</b>	<b>-1</b>	<b>1,401.87</b>	<b>0</b>	<b>1,401.87</b>	<b>0</b>	<b>0.00</b>	<b>0.00</b>	<b>-1,401.87</b>
<b>5010 COMMODITIES</b>										
05 FOOD NON-TRAVEL	0.00	0.00	0	855.09	-25	855.09	-25	0.00	-3,385.00	-4,240.09
06 MEDICAL SUPPLIES	451.10	451.10	3	199.52	37	199.52	37	0.00	540.00	340.48




FUND DEPT 2091-248 : ANIMAL CONTROL - ANIMAL IMPOUND SERVICES

2/11/2025 4:27:14 PM

PERIOD ENDING 1/31/2025

	ACTUAL LAST YEAR			ACTUAL THIS YEAR				ENCUMBRANCE	BUDGET	UNENCUMBERED BALANCE
	CURRENT MONTH	YEAR TO DATE	%	CURRENT MONTH	%	YEAR TO DATE	%			
17 EQUIPMENT LESS THAN \$5000	69.98	69.98	14	2,876.00	0	2,876.00	0	0.00	0.00	-2,876.00
19 OPERATIONAL SUPPLIES	0.00	0.00	0	672.41	22	672.41	22	0.00	3,060.00	2,387.59
<b>5010 COMMODITIES TOTAL</b>	<b>521.08</b>	<b>521.08</b>	<b>2</b>	<b>4,603.02</b>	<b>214</b>	<b>4,603.02</b>	<b>214</b>	<b>0.00</b>	<b>215.00</b>	<b>-4,388.02</b>
					<b>1</b>		<b>1</b>			
<b>5020 SERVICES</b>										
01 PROFESSIONAL SERVICES	0.00	0.00	0	250.00	385	250.00	385	0.00	65.00	-185.00
11 UTILITIES	0.00	0.00	0	855.97	0	855.97	0	0.00	0.00	-855.97
17 WASTE DISPOSAL AND RECYCLING	340.29	340.29	9	370.42	0	370.42	0	0.00	0.00	-370.42
48 PHONE/INTERNET	42.65	42.65	3	52.00	0	52.00	0	0.00	0.00	-52.00
<b>5020 SERVICES TOTAL</b>	<b>382.94</b>	<b>382.94</b>	<b>1</b>	<b>1,528.39</b>	<b>235</b>	<b>1,528.39</b>	<b>235</b>	<b>0.00</b>	<b>65.00</b>	<b>-1,463.39</b>
					<b>1</b>		<b>1</b>			
<b>TOTAL EXPENDITURES</b>	<b>8,390.74</b>	<b>8,390.74</b>	<b>2</b>	<b>19,574.25</b>	<b>699</b>	<b>19,574.25</b>	<b>699</b>	<b>0.00</b>	<b>280.00</b>	<b>-19,294.25</b>
					<b>1</b>		<b>1</b>			
<b>NET CHANGE IN FUND BALANCE</b>	<b>-4,394.50</b>	<b>-4,394.50</b>		<b>10,632.20</b>		<b>10,632.20</b>		<b>0.00</b>	<b>-280.00</b>	<b>-10,912.20</b>



PERIOD ENDING 1/31/2025

	ACTUAL LAST YEAR			ACTUAL THIS YEAR				ENCUMBRANCE	BUDGET	UNENCUMBERED BALANCE
	CURRENT MONTH	YEAR TO DATE	%	CURRENT MONTH	%	YEAR TO DATE	%			
<b>REVENUES</b>										
<b>TOTAL REVENUES</b>	0.00	0.00	0	0.00	0	0.00	0	0.00	0.00	0.00
<b>NET CHANGE IN FUND BALANCE</b>	0.00	0.00		0.00		0.00		0.00	0.00	0.00



FUND DEPT 2092-074 : LAW LIBRARY - LAW LIBRARY

2/11/2025 4:27:14 PM

PERIOD ENDING 1/31/2025

	ACTUAL LAST YEAR			ACTUAL THIS YEAR				ENCUMBRANCE	BUDGET	UNENCUMBERED BALANCE
	CURRENT MONTH	YEAR TO DATE	%	CURRENT MONTH	%	YEAR TO DATE	%			
<b>REVENUES</b>										
<b>4008 INVESTMENT EARNINGS</b>										
01 INVESTMENT INTEREST	-1,748.82	-1,748.82	-58	0.00	0	0.00	0	0.00	0.00	0.00
<b>4008 INVESTMENT EARNINGS TOTAL</b>	<b>-1,748.82</b>	<b>-1,748.82</b>	<b>-58</b>	<b>0.00</b>	<b>0</b>	<b>0.00</b>	<b>0</b>	<b>0.00</b>	<b>0.00</b>	<b>0.00</b>
<b>TOTAL REVENUES</b>	<b>-1,748.82</b>	<b>-1,748.82</b>	<b>-2</b>	<b>0.00</b>	<b>0</b>	<b>0.00</b>	<b>0</b>	<b>0.00</b>	<b>0.00</b>	<b>0.00</b>
<b>EXPENDITURES</b>										
<b>5010 COMMODITIES</b>										
03 BOOKS, PERIODICALS, AND MANUAL	1,844.09	1,844.09	7	2,876.56	0	2,876.56	0	0.00	0.00	-2,876.56
<b>5010 COMMODITIES TOTAL</b>	<b>1,844.09</b>	<b>1,844.09</b>	<b>7</b>	<b>2,876.56</b>	<b>0</b>	<b>2,876.56</b>	<b>0</b>	<b>0.00</b>	<b>0.00</b>	<b>-2,876.56</b>
<b>5020 SERVICES</b>										
01 PROFESSIONAL SERVICES	0.00	0.00	0	0.00	0	0.00	0	0.00	-100.00	-100.00
48 PHONE/INTERNET	0.00	0.00	0	7.38	7	7.38	7	0.00	100.00	92.62
<b>5020 SERVICES TOTAL</b>	<b>0.00</b>	<b>0.00</b>	<b>0</b>	<b>7.38</b>	<b>0</b>	<b>7.38</b>	<b>0</b>	<b>0.00</b>	<b>0.00</b>	<b>-7.38</b>
<b>TOTAL EXPENDITURES</b>	<b>1,844.09</b>	<b>1,844.09</b>	<b>2</b>	<b>2,883.94</b>	<b>0</b>	<b>2,883.94</b>	<b>0</b>	<b>0.00</b>	<b>0.00</b>	<b>-2,883.94</b>
<b>OTHER FINANCING SOURCES (USES)</b>										
<b>TOTAL OTHER FINANCING SOURCES (USES)</b>	<b>0.00</b>	<b>0.00</b>		<b>0.00</b>		<b>0.00</b>		<b>0.00</b>	<b>0.00</b>	<b>0.00</b>
<b>NET CHANGE IN FUND BALANCE</b>	<b>-3,592.91</b>	<b>-3,592.91</b>		<b>-2,883.94</b>		<b>-2,883.94</b>		<b>0.00</b>	<b>0.00</b>	<b>2,883.94</b>





**FUND DEPT 2093-031 : FORECLOSURE MEDIATION FND - CIRCUIT COURT**

2/11/2025 4:27:14 PM

**PERIOD ENDING 1/31/2025**

	ACTUAL LAST YEAR			ACTUAL THIS YEAR				ENCUMBRANCE	BUDGET	UNENCUMBERED BALANCE
	CURRENT MONTH	YEAR TO DATE	%	CURRENT MONTH	%	YEAR TO DATE	%			
<b>REVENUES</b>										
<b>4008 INVESTMENT EARNINGS</b>										
01 INVESTMENT INTEREST	-401.41	-401.41	-161	0.00	0	0.00	0	0.00	0.00	0.00
<b>4008 INVESTMENT EARNINGS TOTAL</b>	<b>-401.41</b>	<b>-401.41</b>	<b>-161</b>	<b>0.00</b>	<b>0</b>	<b>0.00</b>	<b>0</b>	<b>0.00</b>	<b>0.00</b>	<b>0.00</b>
<b>TOTAL REVENUES</b>	<b>-401.41</b>	<b>-401.41</b>	<b>-4</b>	<b>0.00</b>	<b>0</b>	<b>0.00</b>	<b>0</b>	<b>0.00</b>	<b>0.00</b>	<b>0.00</b>
<b>EXPENDITURES</b>										
<b>5020 SERVICES</b>										
48 PHONE/INTERNET	7.53	7.53	3	0.00	0	0.00	0	0.00	0.00	0.00
<b>5020 SERVICES TOTAL</b>	<b>7.53</b>	<b>7.53</b>	<b>0</b>	<b>0.00</b>	<b>0</b>	<b>0.00</b>	<b>0</b>	<b>0.00</b>	<b>0.00</b>	<b>0.00</b>
<b>TOTAL EXPENDITURES</b>	<b>7.53</b>	<b>7.53</b>	<b>0</b>	<b>0.00</b>	<b>0</b>	<b>0.00</b>	<b>0</b>	<b>0.00</b>	<b>0.00</b>	<b>0.00</b>
<b>OTHER FINANCING SOURCES (USES)</b>										
<b>TOTAL OTHER FINANCING SOURCES (USES)</b>	<b>0.00</b>	<b>0.00</b>		<b>0.00</b>		<b>0.00</b>		<b>0.00</b>	<b>0.00</b>	<b>0.00</b>
<b>NET CHANGE IN FUND BALANCE</b>	<b>-408.94</b>	<b>-408.94</b>		<b>0.00</b>		<b>0.00</b>		<b>0.00</b>	<b>0.00</b>	<b>0.00</b>




FUND DEPT 2101-054 : I/DD SPECIAL INITIATIVES - CILA PROJECT

2/11/2025 4:27:14 PM

PERIOD ENDING 1/31/2025

	ACTUAL LAST YEAR			ACTUAL THIS YEAR				ENCUMBRANCE	BUDGET	UNENCUMBERED BALANCE
	CURRENT MONTH	YEAR TO DATE	%	CURRENT MONTH	%	YEAR TO DATE	%			
<b>REVENUES</b>										
<b>4008 INVESTMENT EARNINGS</b>										
01 INVESTMENT INTEREST	-6,253.69	-6,253.69	-104	0.00	0	0.00	0	0.00	0.00	0.00
<b>4008 INVESTMENT EARNINGS TOTAL</b>	<b>-6,253.69</b>	<b>-6,253.69</b>	<b>-104</b>	<b>0.00</b>	<b>0</b>	<b>0.00</b>	<b>0</b>	<b>0.00</b>	<b>0.00</b>	<b>0.00</b>
<b>TOTAL REVENUES</b>	<b>-6,253.69</b>	<b>-6,253.69</b>	<b>-104</b>	<b>0.00</b>	<b>0</b>	<b>0.00</b>	<b>0</b>	<b>0.00</b>	<b>0.00</b>	<b>0.00</b>
<b>EXPENDITURES</b>										
<b>5020 SERVICES</b>										
25 CONTRIBUTIONS & GRANTS	23,833.00	23,833.00	6	19,336.00	0	19,336.00	0	0.00	0.00	-19,336.00
<b>5020 SERVICES TOTAL</b>	<b>23,833.00</b>	<b>23,833.00</b>	<b>6</b>	<b>19,336.00</b>	<b>0</b>	<b>19,336.00</b>	<b>0</b>	<b>0.00</b>	<b>0.00</b>	<b>-19,336.00</b>
<b>TOTAL EXPENDITURES</b>	<b>23,833.00</b>	<b>23,833.00</b>	<b>6</b>	<b>19,336.00</b>	<b>0</b>	<b>19,336.00</b>	<b>0</b>	<b>0.00</b>	<b>0.00</b>	<b>-19,336.00</b>
<b>OTHER FINANCING SOURCES (USES)</b>										
<b>TOTAL OTHER FINANCING SOURCES (USES)</b>	<b>0.00</b>	<b>0.00</b>		<b>0.00</b>		<b>0.00</b>		<b>0.00</b>	<b>0.00</b>	<b>0.00</b>
<b>NET CHANGE IN FUND BALANCE</b>	<b>-30,086.69</b>	<b>-30,086.69</b>		<b>-19,336.00</b>		<b>-19,336.00</b>		<b>0.00</b>	<b>0.00</b>	<b>19,336.00</b>



FUND DEPT 2103-060 : HWY FED AID MATCHING FUND - HIGHWAY

2/11/2025 4:27:14 PM

PERIOD ENDING 1/31/2025

	ACTUAL LAST YEAR			ACTUAL THIS YEAR				ENCUMBRANCE	BUDGET	UNENCUMBERED BALANCE
	CURRENT MONTH	YEAR TO DATE	%	CURRENT MONTH	%	YEAR TO DATE	%			
<b>REVENUES</b>										
<b>4008 INVESTMENT EARNINGS</b>										
01 INVESTMENT INTEREST	-59,745.23	-59,745.23	-398	0.00	0	0.00	0	0.00	0.00	0.00
<b>4008 INVESTMENT EARNINGS TOTAL</b>	<b>-59,745.23</b>	<b>-59,745.23</b>	<b>-398</b>	<b>0.00</b>	<b>0</b>	<b>0.00</b>	<b>0</b>	<b>0.00</b>	<b>0.00</b>	<b>0.00</b>
<b>TOTAL REVENUES</b>	<b>-59,745.23</b>	<b>-59,745.23</b>	<b>-38</b>	<b>0.00</b>	<b>0</b>	<b>0.00</b>	<b>0</b>	<b>0.00</b>	<b>0.00</b>	<b>0.00</b>
<b>EXPENDITURES</b>										
<b>TOTAL EXPENDITURES</b>	<b>0.00</b>	<b>0.00</b>	<b>0</b>	<b>0.00</b>	<b>0</b>	<b>0.00</b>	<b>0</b>	<b>0.00</b>	<b>0.00</b>	<b>0.00</b>
<b>OTHER FINANCING SOURCES (USES)</b>										
<b>TOTAL OTHER FINANCING SOURCES (USES)</b>	<b>0.00</b>	<b>0.00</b>		<b>0.00</b>		<b>0.00</b>		<b>0.00</b>	<b>0.00</b>	<b>0.00</b>
<b>NET CHANGE IN FUND BALANCE</b>	<b>-59,745.23</b>	<b>-59,745.23</b>		<b>0.00</b>		<b>0.00</b>		<b>0.00</b>	<b>0.00</b>	<b>0.00</b>



PERIOD ENDING 1/31/2025

	ACTUAL LAST YEAR			ACTUAL THIS YEAR				ENCUMBRANCE	BUDGET	UNENCUMBERED BALANCE
	CURRENT MONTH	YEAR TO DATE	%	CURRENT MONTH	%	YEAR TO DATE	%			
<b>REVENUES</b>										
<b>4004 INTERGOVERNMENTAL REVENUE</b>										
51 FEDERAL - OTHER	593,937.76	593,937.76	6	765,986.50	0	765,986.50	0	0.00	0.00	-765,986.50
76 OTHER INTERGOVERNMENTAL	28,936.00	28,936.00	8	32,371.00	0	32,371.00	0	0.00	0.00	-32,371.00
<b>4004 INTERGOVERNMENTAL REVENUE TOTAL</b>	<b>622,873.76</b>	<b>622,873.76</b>	<b>5</b>	<b>798,357.50</b>	<b>0</b>	<b>798,357.50</b>	<b>0</b>	<b>0.00</b>	<b>0.00</b>	<b>-798,357.50</b>
<b>4007 CHARGES FOR SERVICES</b>										
01 CHARGES FOR SERVICES	3,900.00	3,900.00	3	5,447.50	0	5,447.50	0	0.00	0.00	-5,447.50
<b>4007 CHARGES FOR SERVICES TOTAL</b>	<b>3,900.00</b>	<b>3,900.00</b>	<b>3</b>	<b>5,447.50</b>	<b>0</b>	<b>5,447.50</b>	<b>0</b>	<b>0.00</b>	<b>0.00</b>	<b>-5,447.50</b>
<b>4008 INVESTMENT EARNINGS</b>										
01 INVESTMENT INTEREST	13,476.15	13,476.15	18	0.00	0	0.00	0	0.00	0.00	0.00
<b>4008 INVESTMENT EARNINGS TOTAL</b>	<b>13,476.15</b>	<b>13,476.15</b>	<b>18</b>	<b>0.00</b>	<b>0</b>	<b>0.00</b>	<b>0</b>	<b>0.00</b>	<b>0.00</b>	<b>0.00</b>
<b>4009 MISCELLANEOUS REVENUES</b>										
02 OTHER MISCELLANEOUS REVENUE	74.28	74.28	0	195.39	0	195.39	0	0.00	0.00	-195.39
<b>4009 MISCELLANEOUS REVENUES TOTAL</b>	<b>74.28</b>	<b>74.28</b>	<b>0</b>	<b>195.39</b>	<b>0</b>	<b>195.39</b>	<b>0</b>	<b>0.00</b>	<b>0.00</b>	<b>-195.39</b>
<b>TOTAL REVENUES</b>	<b>640,324.19</b>	<b>640,324.19</b>	<b>5</b>	<b>804,000.39</b>	<b>0</b>	<b>804,000.39</b>	<b>0</b>	<b>0.00</b>	<b>0.00</b>	<b>-804,000.39</b>
<b>EXPENDITURES</b>										
<b>5001 SALARIES AND WAGES</b>										
03 REGULAR FULL-TIME EMPLOYEES	270,493.99	270,493.99	5	633,017.10	0	633,017.10	0	0.00	0.00	-633,017.10
04 REGULAR PART-TIME EMPLOYEES	35,194.89	35,194.89	3	27,015.76	-47	27,015.76	-47	0.00	-57,000.00	-84,015.76
05 TEMPORARY STAFF	6,959.09	6,959.09	4	18,152.51	0	18,152.51	0	0.00	0.00	-18,152.51
<b>5001 SALARIES AND WAGES TOTAL</b>	<b>312,647.97</b>	<b>312,647.97</b>	<b>5</b>	<b>678,185.37</b>	<b>1190</b>	<b>678,185.37</b>	<b>1190</b>	<b>0.00</b>	<b>-57,000.00</b>	<b>-735,185.37</b>
<b>5003 FRINGE BENEFITS</b>										
04 WORKERS' COMPENSATION INSURANC	0.00	0.00	0	4,656.99	0	4,656.99	0	0.00	0.00	-4,656.99
05 UNEMPLOYMENT INSURANCE	-2,465.29	-2,465.29	-3	0.00	0	0.00	0	0.00	0.00	0.00



PERIOD ENDING 1/31/2025

	ACTUAL LAST YEAR			ACTUAL THIS YEAR				ENCUMBRANCE	BUDGET	UNENCUMBERED BALANCE
	CURRENT MONTH	YEAR TO DATE	%	CURRENT MONTH	%	YEAR TO DATE	%			
06 EE HEALTH/LIFE	76,791.67	76,791.67	7	98,849.96	0	98,849.96	0	0.00	0.00	-98,849.96
<b>5003 FRINGE BENEFITS TOTAL</b>	<b>74,326.38</b>	<b>74,326.38</b>	<b>4</b>	<b>103,506.95</b>	<b>0</b>	<b>103,506.95</b>	<b>0</b>	<b>0.00</b>	<b>0.00</b>	<b>-103,506.95</b>
<b>5010 COMMODITIES</b>										
02 OFFICE SUPPLIES	2,335.76	2,335.76	9	158.21	4	158.21	4	0.00	4,500.00	4,341.79
03 BOOKS, PERIODICALS, AND MANUAL	1,425.15	1,425.15	21	9,183.09	167	9,183.09	167	0.00	5,500.00	-3,683.09
04 POSTAGE, UPS, FEDEX	7.67	7.67	0	0.00	0	0.00	0	0.00	0.00	0.00
05 FOOD NON-TRAVEL	14,825.23	14,825.23	7	25,238.92	0	25,238.92	0	0.00	0.00	-25,238.92
06 MEDICAL SUPPLIES	360.92	360.92	2	1,113.51	19	1,113.51	19	0.00	6,000.00	4,886.49
08 MAINTENANCE SUPPLIES	24.39	24.39	0	2,674.78	0	2,674.78	0	0.00	0.00	-2,674.78
09 VEHICLE SUPP/GAS & OIL	411.02	411.02	3	758.93	38	758.93	38	0.00	2,000.00	1,241.07
13 DIETARY NON-FOOD SUPPLIES	2,089.61	2,089.61	7	2,058.89	0	2,058.89	0	0.00	0.00	-2,058.89
17 EQUIPMENT LESS THAN \$5000	433.06	433.06	1	24,394.84	33	24,394.84	33	40,958.44	74,000.00	8,646.72
18 VEHICLE EQUIP LESS THAN \$5000	0.00	0.00	0	202.97	10	202.97	10	0.00	2,000.00	1,797.03
19 OPERATIONAL SUPPLIES	43.07	43.07	0	492.31	0	492.31	0	0.00	-176,000.00	-176,492.31
20 CLASSROOM SUPPLIES	12,306.96	12,306.96	7	12,026.99	61	12,026.99	61	0.00	19,700.00	7,673.01
<b>5010 COMMODITIES TOTAL</b>	<b>34,262.84</b>	<b>34,262.84</b>	<b>5</b>	<b>78,303.44</b>	<b>-126</b>	<b>78,303.44</b>	<b>-126</b>	<b>40,958.44</b>	<b>-62,300.00</b>	<b>-181,561.88</b>
<b>5020 SERVICES</b>										
01 PROFESSIONAL SERVICES	3,326.13	3,326.13	1	75.00	1	75.00	1	0.00	8,000.00	7,925.00
02 OUTSIDE SERVICES	12,091.76	12,091.76	4	18,718.25	-96	18,718.25	-96	0.00	-19,500.00	-38,218.25
03 TRAVEL COSTS	1,069.94	1,069.94	2	1,135.37	11	1,135.37	11	0.00	10,000.00	8,864.63
04 CONFERENCES AND TRAINING	17,772.70	17,772.70	20	9,363.75	67	9,363.75	67	0.00	14,000.00	4,636.25
06 EDUCATION	3,175.00	3,175.00	6	0.00	0	0.00	0	0.00	13,000.00	13,000.00
11 UTILITIES	1,883.24	1,883.24	1	2,032.17	14	2,032.17	14	0.00	15,000.00	12,967.83
12 REPAIRS AND MAINTENANCE	3,075.00	3,075.00	3	9,428.75	0	9,428.75	0	0.00	0.00	-9,428.75
13 RENT	63,621.14	63,621.14	12	81,999.88	82	81,999.88	82	0.00	100,000.00	18,000.12
17 WASTE DISPOSAL AND RECYCLING	3,241.93	3,241.93	8	4,998.76	38	4,998.76	38	0.00	13,000.00	8,001.24
19 ADVERTISING, LEGAL NOTICES	0.00	0.00	0	0.00	0	0.00	0	0.00	2,000.00	2,000.00
21 DUES, LICENSE & MEMBERSHIP	608.00	608.00	5	1,779.00	44	1,779.00	44	0.00	4,000.00	2,221.00
22 OPERATIONAL SERVICES	0.00	0.00	0	0.00	0	0.00	0	0.00	-33,500.00	-33,500.00



FUND DEPT 2104-104 : EARLY CHILDHOOD FUND - EARLY CHILDHOOD DEVELOPMENT

2/11/2025 4:27:14 PM

PERIOD ENDING 1/31/2025

	ACTUAL LAST YEAR			ACTUAL THIS YEAR				ENCUMBRANCE	BUDGET	UNENCUMBERED BALANCE
	CURRENT MONTH	YEAR TO DATE	%	CURRENT MONTH	%	YEAR TO DATE	%			
24 PUBLIC RELATIONS	0.00	0.00	0	0.00	0	0.00	0	0.00	2,500.00	2,500.00
37 REPAIR & MAINT - BUILDING	26,669.30	26,669.30	7	45,129.76	68	45,129.76	68	0.00	66,000.00	20,870.24
41 HEALTH/DNTL/VISION NON-PAYRLL	0.00	0.00	0	207.20	3	207.20	3	0.00	6,000.00	5,792.80
46 EQUIP LEASE/EQUIP RENT	0.00	0.00	0	0.00	0	0.00	0	0.00	5,500.00	5,500.00
47 SOFTWARE LICENSE & SAAS	133.26	133.26	2	0.00	0	0.00	0	0.00	0.00	0.00
48 PHONE/INTERNET	2,657.41	2,657.41	6	4,614.28	30	4,614.28	30	0.00	15,300.00	10,685.72
51 CLIENT OTHER	22.78	22.78	1	18.20	0	18.20	0	0.00	0.00	-18.20
<b>5020 SERVICES TOTAL</b>	<b>139,347.59</b>	<b>139,347.59</b>	<b>5</b>	<b>179,500.37</b>	<b>81</b>	<b>179,500.37</b>	<b>81</b>	<b>0.00</b>	<b>221,300.00</b>	<b>41,799.63</b>
<b>8000 CAPITAL OUTLAY</b>										
401 EQUIPMENT	0.00	0.00	0	679.55	-1	679.55	-1	-679.55	-102,000.00	-102,000.00
<b>8000 CAPITAL OUTLAY TOTAL</b>	<b>0.00</b>	<b>0.00</b>	<b>0</b>	<b>679.55</b>	<b>-1</b>	<b>679.55</b>	<b>-1</b>	<b>-679.55</b>	<b>-102,000.00</b>	<b>-102,000.00</b>
<b>TOTAL EXPENDITURES</b>	<b>560,584.78</b>	<b>560,584.78</b>	<b>4</b>	<b>1,040,175.68</b>	<b>0</b>	<b>1,040,175.68</b>	<b>0</b>	<b>40,278.89</b>	<b>0.00</b>	<b>-1,080,454.57</b>
<b>OTHER FINANCING SOURCES (USES)</b>										
<b>TOTAL OTHER FINANCING SOURCES (USES)</b>	<b>0.00</b>	<b>0.00</b>		<b>0.00</b>		<b>0.00</b>		<b>0.00</b>	<b>0.00</b>	<b>0.00</b>
<b>NET CHANGE IN FUND BALANCE</b>	<b>79,739.41</b>	<b>79,739.41</b>		<b>-236,175.29</b>		<b>-236,175.29</b>		<b>-40,278.89</b>	<b>0.00</b>	<b>276,454.18</b>



FUND DEPT 2106-010 : PUBL SAFETY SALES TAX FND - COUNTY BOARD

2/11/2025 4:27:14 PM

PERIOD ENDING 1/31/2025

	ACTUAL LAST YEAR			ACTUAL THIS YEAR				ENCUMBRANCE	BUDGET	UNENCUMBERED BALANCE
	CURRENT MONTH	YEAR TO DATE	%	CURRENT MONTH	%	YEAR TO DATE	%			
<b>REVENUES</b>										
<b>4008 INVESTMENT EARNINGS</b>										
01 INVESTMENT INTEREST	-68,029.35	-68,029.35	-170	0.00	0	0.00	0	0.00	0.00	0.00
<b>4008 INVESTMENT EARNINGS TOTAL</b>	<b>-68,029.35</b>	<b>-68,029.35</b>	<b>-170</b>	<b>0.00</b>	<b>0</b>	<b>0.00</b>	<b>0</b>	<b>0.00</b>	<b>0.00</b>	<b>0.00</b>
<b>TOTAL REVENUES</b>	<b>-68,029.35</b>	<b>-68,029.35</b>	<b>-2</b>	<b>0.00</b>	<b>0</b>	<b>0.00</b>	<b>0</b>	<b>0.00</b>	<b>0.00</b>	<b>0.00</b>
<b>EXPENDITURES</b>										
<b>5010 COMMODITIES</b>										
17 EQUIPMENT LESS THAN \$5000	0.00	0.00	0	8,286.79	0	8,286.79	0	0.00	0.00	-8,286.79
19 OPERATIONAL SUPPLIES	0.00	0.00	0	448.40	0	448.40	0	0.00	0.00	-448.40
<b>5010 COMMODITIES TOTAL</b>	<b>0.00</b>	<b>0.00</b>	<b>0</b>	<b>8,735.19</b>	<b>0</b>	<b>8,735.19</b>	<b>0</b>	<b>0.00</b>	<b>0.00</b>	<b>-8,735.19</b>
<b>5020 SERVICES</b>										
25 CONTRIBUTIONS & GRANTS	0.00	0.00	0	16,666.66	0	16,666.66	0	0.00	0.00	-16,666.66
37 REPAIR & MAINT - BUILDING	24,852.76	24,852.76	8	9,526.68	0	9,526.68	0	0.00	0.00	-9,526.68
<b>5020 SERVICES TOTAL</b>	<b>24,852.76</b>	<b>24,852.76</b>	<b>2</b>	<b>26,193.34</b>	<b>0</b>	<b>26,193.34</b>	<b>0</b>	<b>0.00</b>	<b>0.00</b>	<b>-26,193.34</b>
<b>TOTAL EXPENDITURES</b>	<b>24,852.76</b>	<b>24,852.76</b>	<b>2</b>	<b>34,928.53</b>	<b>0</b>	<b>34,928.53</b>	<b>0</b>	<b>0.00</b>	<b>0.00</b>	<b>-34,928.53</b>
<b>OTHER FINANCING SOURCES (USES)</b>										
<b>TOTAL OTHER FINANCING SOURCES (USES)</b>	<b>0.00</b>	<b>0.00</b>		<b>0.00</b>		<b>0.00</b>		<b>0.00</b>	<b>0.00</b>	<b>0.00</b>
<b>NET CHANGE IN FUND BALANCE</b>	<b>-92,882.11</b>	<b>-92,882.11</b>		<b>-34,928.53</b>		<b>-34,928.53</b>		<b>0.00</b>	<b>0.00</b>	<b>34,928.53</b>




**FUND DEPT 2106-013 : PUBL SAFETY SALES TAX FND - DEBT SERVICE**

2/11/2025 4:27:14 PM

**PERIOD ENDING 1/31/2025**

	ACTUAL LAST YEAR			ACTUAL THIS YEAR				ENCUMBRANCE	BUDGET	UNENCUMBERED BALANCE
	CURRENT MONTH	YEAR TO DATE	%	CURRENT MONTH	%	YEAR TO DATE	%			
<b>REVENUES</b>										
<b>TOTAL REVENUES</b>	0.00	0.00	0	0.00	0	0.00	0	0.00	0.00	0.00
<b>EXPENDITURES</b>										
<b>TOTAL EXPENDITURES</b>	0.00	0.00	0	0.00	0	0.00	0	0.00	0.00	0.00
<b>NET CHANGE IN FUND BALANCE</b>	0.00	0.00		0.00		0.00		0.00	0.00	0.00





**FUND DEPT 2106-060 : PUBL SAFETY SALES TAX FND - HIGHWAY**

2/11/2025 4:27:14 PM


**PERIOD ENDING 1/31/2025**

	ACTUAL LAST YEAR			ACTUAL THIS YEAR				ENCUMBRANCE	BUDGET	UNENCUMBERED BALANCE
	CURRENT MONTH	YEAR TO DATE	%	CURRENT MONTH	%	YEAR TO DATE	%			
<b>REVENUES</b>										
<b>TOTAL REVENUES</b>	0.00	0.00	0	0.00	0	0.00	0	0.00	0.00	0.00
<b>NET CHANGE IN FUND BALANCE</b>	0.00	0.00		0.00		0.00		0.00	0.00	0.00



PERIOD ENDING 1/31/2025

	ACTUAL LAST YEAR			ACTUAL THIS YEAR				ENCUMBRANCE	BUDGET	UNENCUMBERED BALANCE
	CURRENT MONTH	YEAR TO DATE	%	CURRENT MONTH	%	YEAR TO DATE	%			
<b>EXPENDITURES</b>										
<b>5020 SERVICES</b>										
47 SOFTWARE LICENSE & SAAS	15,416.34	15,416.34	44	15,416.34	0	15,416.34	0	0.00	0.00	-15,416.34
<b>5020 SERVICES TOTAL</b>	<b>15,416.34</b>	<b>15,416.34</b>	<b>10</b>	<b>15,416.34</b>	<b>0</b>	<b>15,416.34</b>	<b>0</b>	<b>0.00</b>	<b>0.00</b>	<b>-15,416.34</b>
<b>TOTAL EXPENDITURES</b>	<b>15,416.34</b>	<b>15,416.34</b>	<b>10</b>	<b>15,416.34</b>	<b>0</b>	<b>15,416.34</b>	<b>0</b>	<b>0.00</b>	<b>0.00</b>	<b>-15,416.34</b>
<b>NET CHANGE IN FUND BALANCE</b>	<b>-15,416.34</b>	<b>-15,416.34</b>		<b>-15,416.34</b>		<b>-15,416.34</b>		<b>0.00</b>	<b>0.00</b>	<b>15,416.34</b>



**FUND DEPT 2106-237 : PUBL SAFETY SALES TAX FND - DELINQ PREVENTION GRANTS**

2/11/2025 4:27:14 PM

**PERIOD ENDING 1/31/2025**

	ACTUAL LAST YEAR			ACTUAL THIS YEAR				ENCUMBRANCE	BUDGET	UNENCUMBERED BALANCE
	CURRENT MONTH	YEAR TO DATE	%	CURRENT MONTH	%	YEAR TO DATE	%			
<b>EXPENDITURES</b>										
<b>5020 SERVICES</b>										
25 CONTRIBUTIONS & GRANTS	27,708.33	27,708.33	8	57,694.90	0	57,694.90	0	0.00	0.00	-57,694.90
<b>5020 SERVICES TOTAL</b>	<b>27,708.33</b>	<b>27,708.33</b>	<b>8</b>	<b>57,694.90</b>	<b>0</b>	<b>57,694.90</b>	<b>0</b>	<b>0.00</b>	<b>0.00</b>	<b>-57,694.90</b>
<b>TOTAL EXPENDITURES</b>	<b>27,708.33</b>	<b>27,708.33</b>	<b>8</b>	<b>57,694.90</b>	<b>0</b>	<b>57,694.90</b>	<b>0</b>	<b>0.00</b>	<b>0.00</b>	<b>-57,694.90</b>
<b>NET CHANGE IN FUND BALANCE</b>	<b>-27,708.33</b>	<b>-27,708.33</b>		<b>-57,694.90</b>		<b>-57,694.90</b>		<b>0.00</b>	<b>0.00</b>	<b>57,694.90</b>



FUND DEPT 2107-010 : GEOGRAPHIC INF SYS FUND (GIS) - COUNTY BOARD

2/11/2025 4:27:14 PM

PERIOD ENDING 1/31/2025

	ACTUAL LAST YEAR			ACTUAL THIS YEAR				ENCUMBRANCE	BUDGET	UNENCUMBERED BALANCE
	CURRENT MONTH	YEAR TO DATE	%	CURRENT MONTH	%	YEAR TO DATE	%			
<b>REVENUES</b>										
<b>4008 INVESTMENT EARNINGS</b>										
01 INVESTMENT INTEREST	-4,073.40	-4,073.40	-81	0.00	0	0.00	0	0.00	0.00	0.00
<b>4008 INVESTMENT EARNINGS TOTAL</b>	<b>-4,073.40</b>	<b>-4,073.40</b>	<b>-81</b>	<b>0.00</b>	<b>0</b>	<b>0.00</b>	<b>0</b>	<b>0.00</b>	<b>0.00</b>	<b>0.00</b>
<b>TOTAL REVENUES</b>	<b>-4,073.40</b>	<b>-4,073.40</b>	<b>-2</b>	<b>0.00</b>	<b>0</b>	<b>0.00</b>	<b>0</b>	<b>0.00</b>	<b>0.00</b>	<b>0.00</b>
<b>EXPENDITURES</b>										
<b>TOTAL EXPENDITURES</b>	<b>0.00</b>	<b>0.00</b>	<b>0</b>	<b>0.00</b>	<b>0</b>	<b>0.00</b>	<b>0</b>	<b>0.00</b>	<b>0.00</b>	<b>0.00</b>
<b>NET CHANGE IN FUND BALANCE</b>	<b>-4,073.40</b>	<b>-4,073.40</b>		<b>0.00</b>		<b>0.00</b>		<b>0.00</b>	<b>0.00</b>	<b>0.00</b>




FUND DEPT 2108-050 : DEVLPMNTL DISABILITY FUND - DEVL MNTL DISABILITY BOARD

2/11/2025 4:27:14 PM


PERIOD ENDING 1/31/2025

	ACTUAL LAST YEAR			ACTUAL THIS YEAR				ENCUMBRANCE	BUDGET	UNENCUMBERED BALANCE
	CURRENT MONTH	YEAR TO DATE	%	CURRENT MONTH	%	YEAR TO DATE	%			
<b>REVENUES</b>										
<b>4008 INVESTMENT EARNINGS</b>										
01 INVESTMENT INTEREST	-32,564.06	-32,564.06	-73	0.00	0	0.00	0	0.00	0.00	0.00
<b>4008 INVESTMENT EARNINGS TOTAL</b>	<b>-32,564.06</b>	<b>-32,564.06</b>	<b>-73</b>	<b>0.00</b>	<b>0</b>	<b>0.00</b>	<b>0</b>	<b>0.00</b>	<b>0.00</b>	<b>0.00</b>
<b>TOTAL REVENUES</b>	<b>-32,564.06</b>	<b>-32,564.06</b>	<b>-1</b>	<b>0.00</b>	<b>0</b>	<b>0.00</b>	<b>0</b>	<b>0.00</b>	<b>0.00</b>	<b>0.00</b>
<b>EXPENDITURES</b>										
<b>5020 SERVICES</b>										
01 PROFESSIONAL SERVICES	35,447.00	35,447.00	8	37,175.00	0	37,175.00	0	0.00	0.00	-37,175.00
25 CONTRIBUTIONS & GRANTS	355,911.00	355,911.00	7	333,063.00	0	333,063.00	0	0.00	0.00	-333,063.00
<b>5020 SERVICES TOTAL</b>	<b>391,358.00</b>	<b>391,358.00</b>	<b>7</b>	<b>370,238.00</b>	<b>0</b>	<b>370,238.00</b>	<b>0</b>	<b>0.00</b>	<b>0.00</b>	<b>-370,238.00</b>
<b>TOTAL EXPENDITURES</b>	<b>391,358.00</b>	<b>391,358.00</b>	<b>7</b>	<b>370,238.00</b>	<b>0</b>	<b>370,238.00</b>	<b>0</b>	<b>0.00</b>	<b>0.00</b>	<b>-370,238.00</b>
<b>OTHER FINANCING SOURCES (USES)</b>										
<b>TOTAL OTHER FINANCING SOURCES (USES)</b>	<b>0.00</b>	<b>0.00</b>		<b>0.00</b>		<b>0.00</b>		<b>0.00</b>	<b>0.00</b>	<b>0.00</b>
<b>NET CHANGE IN FUND BALANCE</b>	<b>-423,922.06</b>	<b>-423,922.06</b>		<b>-370,238.00</b>		<b>-370,238.00</b>		<b>0.00</b>	<b>0.00</b>	<b>370,238.00</b>




PERIOD ENDING 1/31/2025

	ACTUAL LAST YEAR			ACTUAL THIS YEAR				ENCUMBRANCE	BUDGET	UNENCUMBERED BALANCE
	CURRENT MONTH	YEAR TO DATE	%	CURRENT MONTH	%	YEAR TO DATE	%			
<b>REVENUES</b>										
<b>4004 INTERGOVERNMENTAL REVENUE</b>										
52 FEDERAL - HOUSING/COMM. DEVELO	0.00	0.00	0	0.00	0	0.00	0	0.00	3,649,631.00	3,649,631.00
<b>4004 INTERGOVERNMENTAL REVENUE TOTAL</b>	<b>0.00</b>	<b>0.00</b>	<b>0</b>	<b>0.00</b>	<b>0</b>	<b>0.00</b>	<b>0</b>	<b>0.00</b>	<b>3,649,631.00</b>	<b>3,649,631.00</b>
<b>4007 CHARGES FOR SERVICES</b>										
01 CHARGES FOR SERVICES	1,525.00	1,525.00	0	0.00	0	0.00	0	0.00	0.00	0.00
<b>4007 CHARGES FOR SERVICES TOTAL</b>	<b>1,525.00</b>	<b>1,525.00</b>	<b>0</b>	<b>0.00</b>	<b>0</b>	<b>0.00</b>	<b>0</b>	<b>0.00</b>	<b>0.00</b>	<b>0.00</b>
<b>TOTAL REVENUES</b>	<b>1,525.00</b>	<b>1,525.00</b>	<b>0</b>	<b>0.00</b>	<b>0</b>	<b>0.00</b>	<b>0</b>	<b>0.00</b>	<b>3,649,631.00</b>	<b>3,649,631.00</b>
<b>EXPENDITURES</b>										
<b>5001 SALARIES AND WAGES</b>										
03 REGULAR FULL-TIME EMPLOYEES	81,712.76	81,712.76	3	118,285.20	-216	118,285.20	-216	0.00	-54,725.00	-173,010.20
<b>5001 SALARIES AND WAGES TOTAL</b>	<b>81,712.76</b>	<b>81,712.76</b>	<b>3</b>	<b>118,285.20</b>	<b>-216</b>	<b>118,285.20</b>	<b>-216</b>	<b>0.00</b>	<b>-54,725.00</b>	<b>-173,010.20</b>
<b>5003 FRINGE BENEFITS</b>										
01 SOCIAL SECURITY-EMPLOYER	0.00	0.00	0	0.00	0	0.00	0	0.00	2,125.00	2,125.00
02 IMRF - EMPLOYER COST	0.00	0.00	0	0.00	0	0.00	0	0.00	1,100.00	1,100.00
04 WORKERS' COMPENSATION INSURANC	0.00	0.00	0	510.96	255	510.96	255	0.00	200.00	-310.96
05 UNEMPLOYMENT INSURANCE	-779.71	-779.71	-6	0.00	0	0.00	0	0.00	200.00	200.00
06 EE HEALTH/LIFE	10,420.37	10,420.37	2	11,739.52	470	11,739.52	470	0.00	2,500.00	-9,239.52
<b>5003 FRINGE BENEFITS TOTAL</b>	<b>9,640.66</b>	<b>9,640.66</b>	<b>1</b>	<b>12,250.48</b>	<b>200</b>	<b>12,250.48</b>	<b>200</b>	<b>0.00</b>	<b>6,125.00</b>	<b>-6,125.48</b>
<b>5010 COMMODITIES</b>										
02 OFFICE SUPPLIES	367.67	367.67	4	136.68	0	136.68	0	0.00	0.00	-136.68
04 POSTAGE, UPS, FEDEX	34.48	34.48	1	45.47	0	45.47	0	0.00	0.00	-45.47
05 FOOD NON-TRAVEL	1,170.00	1,170.00	69	0.00	0	0.00	0	0.00	0.00	0.00
09 VEHICLE SUPP/GAS & OIL	555.63	555.63	9	688.54	0	688.54	0	0.00	0.00	-688.54
10 TOOLS	78.12	78.12	1	0.00	0	0.00	0	0.00	0.00	0.00
17 EQUIPMENT LESS THAN \$5000	2,976.82	2,976.82	4	89.99	0	89.99	0	0.00	0.00	-89.99



PERIOD ENDING 1/31/2025

	ACTUAL LAST YEAR			ACTUAL THIS YEAR				ENCUMBRANCE	BUDGET	UNENCUMBERED BALANCE
	CURRENT MONTH	YEAR TO DATE	%	CURRENT MONTH	%	YEAR TO DATE	%			
19 OPERATIONAL SUPPLIES	113.50	113.50	2	61.58	0	61.58	0	0.00	0.00	-61.58
<b>5010 COMMODITIES TOTAL</b>	<b>5,296.22</b>	<b>5,296.22</b>	<b>3</b>	<b>1,022.26</b>	<b>0</b>	<b>1,022.26</b>	<b>0</b>	<b>0.00</b>	<b>0.00</b>	<b>-1,022.26</b>
<b>5020 SERVICES</b>										
01 PROFESSIONAL SERVICES	25,630.99	25,630.99	10	0.00	0	0.00	0	0.00	39,000.00	39,000.00
02 OUTSIDE SERVICES	1,155.83	1,155.83	0	1,282.12	0	1,282.12	0	0.00	0.00	-1,282.12
03 TRAVEL COSTS	5,741.46	5,741.46	22	272.87	0	272.87	0	0.00	0.00	-272.87
04 CONFERENCES AND TRAINING	1,323.00	1,323.00	2	13,313.03	0	13,313.03	0	-10,883.50	0.00	-2,429.53
05 TRAINING PROGRAMS	1,900.00	1,900.00	6	200.00	0	200.00	0	0.00	0.00	-200.00
07 INSURANCE (NON-PAYROLL)	0.00	0.00	0	0.00	0	0.00	0	0.00	20,000.00	20,000.00
13 RENT	39,795.88	39,795.88	10	19,669.03	-98	19,669.03	-98	0.00	-20,000.00	-39,669.03
14 FINANCE CHARGES AND BANK FEES	110.55	110.55	92	0.00	0	0.00	0	0.00	0.00	0.00
21 DUES, LICENSE, & MEMBERSHP	105.00	105.00	1	0.00	0	0.00	0	0.00	0.00	0.00
22 OPERATIONAL SERVICES	33,338.81	33,338.81	4	0.00	0	0.00	0	0.00	-583,000.00	-583,000.00
25 CONTRIBUTIONS & GRANTS	0.00	0.00	0	0.00	0	0.00	0	0.00	3,649,631.00	3,649,631.00
37 REPAIR & MAINT - BUILDING	703.00	703.00	1	787.00	0	787.00	0	0.00	0.00	-787.00
46 EQUIP LEASE/EQUIP RENT	678.97	678.97	10	0.00	0	0.00	0	0.00	0.00	0.00
48 PHONE/INTERNET	805.67	805.67	6	545.20	0	545.20	0	0.00	0.00	-545.20
<b>5020 SERVICES TOTAL</b>	<b>111,289.16</b>	<b>111,289.16</b>	<b>4</b>	<b>36,069.25</b>	<b>1</b>	<b>36,069.25</b>	<b>1</b>	<b>-10,883.50</b>	<b>3,105,631.00</b>	<b>3,080,445.25</b>
<b>5999 GEN GOV - CENTRAL ADMIN</b>										
98 INDIRECT	0.00	0.00	0	31,922.56	5	31,922.56	5	0.00	592,600.00	560,677.44
<b>5999 GEN GOV - CENTRAL ADMIN TOTAL</b>	<b>0.00</b>	<b>0.00</b>	<b>0</b>	<b>31,922.56</b>	<b>5</b>	<b>31,922.56</b>	<b>5</b>	<b>0.00</b>	<b>592,600.00</b>	<b>560,677.44</b>
<b>TOTAL EXPENDITURES</b>	<b>207,938.80</b>	<b>207,938.80</b>	<b>1</b>	<b>199,549.75</b>	<b>5</b>	<b>199,549.75</b>	<b>5</b>	<b>-10,883.50</b>	<b>3,649,631.00</b>	<b>3,460,964.75</b>
<b>OTHER FINANCING SOURCES (USES)</b>										
<b>TOTAL OTHER FINANCING SOURCES (USES)</b>	<b>0.00</b>	<b>0.00</b>		<b>0.00</b>		<b>0.00</b>		<b>0.00</b>	<b>0.00</b>	<b>0.00</b>




**FUND DEPT 2109-932 : INDOOR CLIMATE RESOURCES AGENCY - INDOOR CLIMATE RESOURCES AGENCY**

2/11/2025 4:27:14 PM

**PERIOD ENDING 1/31/2025**

	ACTUAL LAST YEAR			ACTUAL THIS YEAR				ENCUMBRANCE	BUDGET	UNENCUMBERED BALANCE
	CURRENT MONTH	YEAR TO DATE	%	CURRENT MONTH	%	YEAR TO DATE	%			
<b>NET CHANGE IN FUND BALANCE</b>	-206,413.80	-206,413.80		-199,549.75		-199,549.75		10,883.50	0.00	188,666.25






FUND DEPT 2110-110 : WORKFORCE DEVELOPMENT FND - WORKFORCE DEVELOPMENT

2/11/2025 4:27:14 PM

PERIOD ENDING 1/31/2025

	ACTUAL LAST YEAR			ACTUAL THIS YEAR				ENCUMBRANCE	BUDGET	UNENCUMBERED BALANCE
	CURRENT MONTH	YEAR TO DATE	%	CURRENT MONTH	%	YEAR TO DATE	%			
<b>REVENUES</b>										
<b>TOTAL REVENUES</b>	<b>0.00</b>	<b>0.00</b>	<b>0</b>	<b>0.00</b>	<b>0</b>	<b>0.00</b>	<b>0</b>	<b>0.00</b>	<b>0.00</b>	<b>0.00</b>
<b>EXPENDITURES</b>										
<b>5001 SALARIES AND WAGES</b>										
03 REGULAR FULL-TIME EMPLOYEES	30,507.64	30,507.64	4	53,158.51	82	53,158.51	82	0.00	64,805.07	11,646.56
04 REGULAR PART-TIME EMPLOYEES	1,174.20	1,174.20	0	1,596.27	0	1,596.27	0	0.00	0.00	-1,596.27
05 TEMPORARY STAFF	6,716.00	6,716.00	2	5,916.48	-10	5,916.48	-10	0.00	-60,000.00	-65,916.48
<b>5001 SALARIES AND WAGES TOTAL</b>	<b>38,397.84</b>	<b>38,397.84</b>	<b>4</b>	<b>60,671.26</b>	<b>126</b>	<b>60,671.26</b>	<b>126</b>	<b>0.00</b>	<b>4,805.07</b>	<b>-55,866.19</b>
					<b>3</b>		<b>3</b>			
<b>5003 FRINGE BENEFITS</b>										
01 SOCIAL SECURITY-EMPLOYER	0.00	0.00	0	0.00	0	0.00	0	0.00	6,750.00	6,750.00
02 IMRF - EMPLOYER COST	0.00	0.00	0	0.00	0	0.00	0	0.00	-9,500.00	-9,500.00
04 WORKERS' COMPENSATION INSURANC	0.00	0.00	0	518.67	52	518.67	52	0.00	1,000.00	481.33
05 UNEMPLOYMENT INSURANCE	-723.75	-723.75	-3	0.00	0	0.00	0	0.00	1,000.00	1,000.00
06 EE HEALTH/LIFE	9,013.84	9,013.84	19	10,633.30	-20	10,633.30	-20	0.00	-52,874.07	-63,507.37
<b>5003 FRINGE BENEFITS TOTAL</b>	<b>8,290.09</b>	<b>8,290.09</b>	<b>3</b>	<b>11,151.97</b>	<b>-21</b>	<b>11,151.97</b>	<b>-21</b>	<b>0.00</b>	<b>-53,624.07</b>	<b>-64,776.04</b>
<b>5010 COMMODITIES</b>										
02 OFFICE SUPPLIES	857.43	857.43	2	391.50	0	391.50	0	0.00	0.00	-391.50
03 BOOKS, PERIODICALS, AND MANUAL	0.00	0.00	0	0.00	0	0.00	0	0.00	250.00	250.00
09 VEHICLE SUPP/GAS & OIL	88.21	88.21	0	26.40	0	26.40	0	0.00	0.00	-26.40
13 DIETARY NON-FOOD SUPPLIES	0.00	0.00	0	0.00	0	0.00	0	0.00	250.00	250.00
17 EQUIPMENT LESS THAN \$5000	666.14	666.14	2	351.56	0	351.56	0	0.00	0.00	-351.56
<b>5010 COMMODITIES TOTAL</b>	<b>1,611.78</b>	<b>1,611.78</b>	<b>1</b>	<b>769.46</b>	<b>154</b>	<b>769.46</b>	<b>154</b>	<b>0.00</b>	<b>500.00</b>	<b>-269.46</b>
<b>5020 SERVICES</b>										
01 PROFESSIONAL SERVICES	24,710.81	24,710.81	17	8,000.00	-26	8,000.00	-26	0.00	-30,250.00	-38,250.00
02 OUTSIDE SERVICES	978.01	978.01	1	1,635.94	-8	1,635.94	-8	0.00	-20,000.00	-21,635.94
03 TRAVEL COSTS	756.64	756.64	2	784.93	21	784.93	21	0.00	3,755.00	2,970.07



FUND DEPT 2110-110 : WORKFORCE DEVELOPMENT FND - WORKFORCE DEVELOPMENT

2/11/2025 4:27:14 PM

PERIOD ENDING 1/31/2025

	ACTUAL LAST YEAR			ACTUAL THIS YEAR				ENCUMBRANCE	BUDGET	UNENCUMBERED BALANCE
	CURRENT MONTH	YEAR TO DATE	%	CURRENT MONTH	%	YEAR TO DATE	%			
04 CONFERENCES AND TRAINING	4,237.55	4,237.55	6	0.00	0	0.00	0	0.00	10,570.00	10,570.00
05 TRAINING PROGRAMS	0.00	0.00	0	0.00	0	0.00	0	0.00	-27,500.00	-27,500.00
07 INSURANCE (non-payroll)	0.00	0.00	0	0.00	0	0.00	0	0.00	17,052.00	17,052.00
13 RENT	15,077.66	15,077.66	23	15,017.66	0	15,017.66	0	0.00	0.00	-15,017.66
14 FINANCE CHARGES AND BANK FEES	0.00	0.00	0	157.61	0	157.61	0	0.00	0.00	-157.61
19 ADVERTISING, LEGAL NOTICES	836.80	836.80	4	1,178.50	0	1,178.50	0	0.00	0.00	-1,178.50
21 DUES, LICENSE, & MEMBERSHP	0.00	0.00	0	40.00	0	40.00	0	0.00	0.00	-40.00
22 OPERATIONAL SERVICES	12,854.19	12,854.19	6	0.00	0	0.00	0	0.00	-476,960.00	-476,960.00
25 CONTRIBUTIONS & GRANTS	0.00	0.00	0	28,395.04	57	28,395.04	57	0.00	50,000.00	21,604.96
37 REPAIR & MAINT - BUILDING	240.00	240.00	96	300.00	0	300.00	0	0.00	0.00	-300.00
39 CLIENT RENT/HLTHSAF/TUITION	3,177.50	3,177.50	0	6,000.00	-120	6,000.00	-120	0.00	-5,000.00	-11,000.00
46 EQUIP LEASE/EQUIP RENT	266.04	266.04	3	266.04	0	266.04	0	0.00	0.00	-266.04
47 SOFTWARE LICENSE & SAAS	1.60	1.60	0	26.00	0	26.00	0	0.00	0.00	-26.00
48 PHONE/INTERNET	1,745.06	1,745.06	4	1,550.46	0	1,550.46	0	0.00	0.00	-1,550.46
49 CLIENT UTIL/MAT/SUPTSVC	11,094.68	11,094.68	4	11,691.13	0	11,691.13	0	0.00	0.00	-11,691.13
50 CLIENT SECDEP/LBR/OJT	1,537.12	1,537.12	1	9,814.60	75	9,814.60	75	0.00	13,051.53	3,236.93
<b>5020 SERVICES TOTAL</b>	<b>77,513.66</b>	<b>77,513.66</b>	<b>3</b>	<b>84,857.91</b>	<b>-18</b>	<b>84,857.91</b>	<b>-18</b>	<b>0.00</b>	<b>-465,281.47</b>	<b>-550,139.38</b>
<b>5999 GEN GOV - CENTRAL ADMIN</b>										
98 INDIRECT	0.00	0.00	0	14,539.10	3	14,539.10	3	0.00	513,600.47	499,061.37
<b>5999 GEN GOV - CENTRAL ADMIN TOTAL</b>	<b>0.00</b>	<b>0.00</b>	<b>0</b>	<b>14,539.10</b>	<b>3</b>	<b>14,539.10</b>	<b>3</b>	<b>0.00</b>	<b>513,600.47</b>	<b>499,061.37</b>
<b>TOTAL EXPENDITURES</b>	<b>125,813.37</b>	<b>125,813.37</b>	<b>3</b>	<b>171,989.70</b>	<b>0</b>	<b>171,989.70</b>	<b>0</b>	<b>0.00</b>	<b>0.00</b>	<b>-171,989.70</b>
<b>OTHER FINANCING SOURCES (USES)</b>										
<b>TOTAL OTHER FINANCING SOURCES (USES)</b>	<b>0.00</b>	<b>0.00</b>		<b>0.00</b>		<b>0.00</b>		<b>0.00</b>	<b>0.00</b>	<b>0.00</b>
<b>NET CHANGE IN FUND BALANCE</b>	<b>-125,813.37</b>	<b>-125,813.37</b>		<b>-171,989.70</b>		<b>-171,989.70</b>		<b>0.00</b>	<b>0.00</b>	<b>171,989.70</b>



**FUND DEPT 2120-060 : HWY IDOT REBUILD GRANT - HIGHWAY**

2/11/2025 4:27:14 PM

**PERIOD ENDING 1/31/2025**

	ACTUAL LAST YEAR			ACTUAL THIS YEAR				ENCUMBRANCE	BUDGET	UNENCUMBERED BALANCE
	CURRENT MONTH	YEAR TO DATE	%	CURRENT MONTH	%	YEAR TO DATE	%			
<b>REVENUES</b>										
<b>TOTAL REVENUES</b>	0.00	0.00	0	0.00	0	0.00	0	0.00	0.00	0.00
<b>EXPENDITURES</b>										
<b>TOTAL EXPENDITURES</b>	0.00	0.00	0	0.00	0	0.00	0	0.00	0.00	0.00
<b>NET CHANGE IN FUND BALANCE</b>	0.00	0.00		0.00		0.00		0.00	0.00	0.00




**FUND DEPT 2121-060 : TWP IDOT REBUILD GRANT - HIGHWAY**

2/11/2025 4:27:14 PM

**PERIOD ENDING 1/31/2025**

	ACTUAL LAST YEAR			ACTUAL THIS YEAR				ENCUMBRANCE	BUDGET	UNENCUMBERED BALANCE
	CURRENT MONTH	YEAR TO DATE	%	CURRENT MONTH	%	YEAR TO DATE	%			
<b>REVENUES</b>										
<b>TOTAL REVENUES</b>	0.00	0.00	0	0.00	0	0.00	0	0.00	0.00	0.00
<b>EXPENDITURES</b>										
<b>TOTAL EXPENDITURES</b>	0.00	0.00	0	0.00	0	0.00	0	0.00	0.00	0.00
<b>NET CHANGE IN FUND BALANCE</b>	0.00	0.00		0.00		0.00		0.00	0.00	0.00




**FUND DEPT 2188-044 : SOCIAL SECURITY FUND - NURSING HOME**

2/11/2025 4:27:14 PM

**PERIOD ENDING 1/31/2025**

	ACTUAL LAST YEAR			ACTUAL THIS YEAR				ENCUMBRANCE	BUDGET	UNENCUMBERED BALANCE
	CURRENT MONTH	YEAR TO DATE	%	CURRENT MONTH	%	YEAR TO DATE	%			
<b>EXPENDITURES</b>										
<b>TOTAL EXPENDITURES</b>	0.00	0.00	0	0.00	0	0.00	0	0.00	0.00	0.00
<b>OTHER FINANCING SOURCES (USES)</b>										
<b>TOTAL OTHER FINANCING SOURCES (USES)</b>	0.00	0.00		0.00		0.00		0.00	0.00	0.00
<b>NET CHANGE IN FUND BALANCE</b>	0.00	0.00		0.00		0.00		0.00	0.00	0.00




FUND DEPT 2188-075 : SOCIAL SECURITY FUND - GENERAL COUNTY

2/11/2025 4:27:14 PM

PERIOD ENDING 1/31/2025

	ACTUAL LAST YEAR			ACTUAL THIS YEAR				ENCUMBRANCE	BUDGET	UNENCUMBERED BALANCE
	CURRENT MONTH	YEAR TO DATE	%	CURRENT MONTH	%	YEAR TO DATE	%			
<b>REVENUES</b>										
<b>4008 INVESTMENT EARNINGS</b>										
01 INVESTMENT INTEREST	-14,324.41	-14,324.41	-159	0.00	0	0.00	0	0.00	0.00	0.00
<b>4008 INVESTMENT EARNINGS TOTAL</b>	<b>-14,324.41</b>	<b>-14,324.41</b>	<b>-159</b>	<b>0.00</b>	<b>0</b>	<b>0.00</b>	<b>0</b>	<b>0.00</b>	<b>0.00</b>	<b>0.00</b>
<b>TOTAL REVENUES</b>	<b>-14,324.41</b>	<b>-14,324.41</b>	<b>-1</b>	<b>0.00</b>	<b>0</b>	<b>0.00</b>	<b>0</b>	<b>0.00</b>	<b>0.00</b>	<b>0.00</b>
<b>EXPENDITURES</b>										
<b>5003 FRINGE BENEFITS</b>										
01 SOCIAL SECURITY-EMPLOYER	75,081.32	75,081.32	3	77,980.74	0	77,980.74	0	0.00	0.00	-77,980.74
<b>5003 FRINGE BENEFITS TOTAL</b>	<b>75,081.32</b>	<b>75,081.32</b>	<b>3</b>	<b>77,980.74</b>	<b>0</b>	<b>77,980.74</b>	<b>0</b>	<b>0.00</b>	<b>0.00</b>	<b>-77,980.74</b>
<b>TOTAL EXPENDITURES</b>	<b>75,081.32</b>	<b>75,081.32</b>	<b>3</b>	<b>77,980.74</b>	<b>0</b>	<b>77,980.74</b>	<b>0</b>	<b>0.00</b>	<b>0.00</b>	<b>-77,980.74</b>
<b>OTHER FINANCING SOURCES (USES)</b>										
<b>TOTAL OTHER FINANCING SOURCES (USES)</b>	<b>0.00</b>	<b>0.00</b>		<b>0.00</b>		<b>0.00</b>		<b>0.00</b>	<b>0.00</b>	<b>0.00</b>
<b>NET CHANGE IN FUND BALANCE</b>	<b>-89,405.73</b>	<b>-89,405.73</b>		<b>-77,980.74</b>		<b>-77,980.74</b>		<b>0.00</b>	<b>0.00</b>	<b>77,980.74</b>




FUND DEPT 2474-474 : RPC USDA REVOLVING LOANS - RPC USDA REVOLVING LOANS

2/11/2025 4:27:14 PM

PERIOD ENDING 1/31/2025

	ACTUAL LAST YEAR			ACTUAL THIS YEAR				ENCUMBRANCE	BUDGET	UNENCUMBERED BALANCE
	CURRENT MONTH	YEAR TO DATE	%	CURRENT MONTH	%	YEAR TO DATE	%			
<b>REVENUES</b>										
<b>4008 INVESTMENT EARNINGS</b>										
01 INVESTMENT INTEREST	3.22	3.22	8	0.00	0	0.00	0	0.00	0.00	0.00
02 INTEREST ON LOANS	818.37	818.37	5	747.44	0	747.44	0	0.00	0.00	-747.44
<b>4008 INVESTMENT EARNINGS TOTAL</b>	<b>821.59</b>	<b>821.59</b>	<b>5</b>	<b>747.44</b>	<b>0</b>	<b>747.44</b>	<b>0</b>	<b>0.00</b>	<b>0.00</b>	<b>-747.44</b>
<b>TOTAL REVENUES</b>	<b>821.59</b>	<b>821.59</b>	<b>5</b>	<b>747.44</b>	<b>0</b>	<b>747.44</b>	<b>0</b>	<b>0.00</b>	<b>0.00</b>	<b>-747.44</b>
<b>EXPENDITURES</b>										
<b>TOTAL EXPENDITURES</b>	<b>0.00</b>	<b>0.00</b>	<b>0</b>	<b>0.00</b>	<b>0</b>	<b>0.00</b>	<b>0</b>	<b>0.00</b>	<b>0.00</b>	<b>0.00</b>
<b>OTHER FINANCING SOURCES (USES)</b>										
<b>TOTAL OTHER FINANCING SOURCES (USES)</b>	<b>0.00</b>	<b>0.00</b>		<b>0.00</b>		<b>0.00</b>		<b>0.00</b>	<b>0.00</b>	<b>0.00</b>
<b>NET CHANGE IN FUND BALANCE</b>	<b>821.59</b>	<b>821.59</b>		<b>747.44</b>		<b>747.44</b>		<b>0.00</b>	<b>0.00</b>	<b>-747.44</b>



FUND DEPT 2475-475 : RPC ECON DEVELOPMNT LOANS - RPC ECON DEVELOPMNT LOANS

2/11/2025 4:27:14 PM

PERIOD ENDING 1/31/2025

	ACTUAL LAST YEAR			ACTUAL THIS YEAR				ENCUMBRANCE	BUDGET	UNENCUMBERED BALANCE
	CURRENT MONTH	YEAR TO DATE	%	CURRENT MONTH	%	YEAR TO DATE	%			
<b>REVENUES</b>										
<b>4008 INVESTMENT EARNINGS</b>										
01 INVESTMENT INTEREST	7,647.08	7,647.08	127	0.00	0	0.00	0	0.00	0.00	0.00
<b>4008 INVESTMENT EARNINGS TOTAL</b>	<b>7,647.08</b>	<b>7,647.08</b>	<b>10</b>	<b>0.00</b>	<b>0</b>	<b>0.00</b>	<b>0</b>	<b>0.00</b>	<b>0.00</b>	<b>0.00</b>
<b>TOTAL REVENUES</b>	<b>7,647.08</b>	<b>7,647.08</b>	<b>10</b>	<b>0.00</b>	<b>0</b>	<b>0.00</b>	<b>0</b>	<b>0.00</b>	<b>0.00</b>	<b>0.00</b>
<b>EXPENDITURES</b>										
<b>TOTAL EXPENDITURES</b>	<b>0.00</b>	<b>0.00</b>	<b>0</b>	<b>0.00</b>	<b>0</b>	<b>0.00</b>	<b>0</b>	<b>0.00</b>	<b>0.00</b>	<b>0.00</b>
<b>OTHER FINANCING SOURCES (USES)</b>										
<b>TOTAL OTHER FINANCING SOURCES (USES)</b>	<b>0.00</b>	<b>0.00</b>		<b>0.00</b>		<b>0.00</b>		<b>0.00</b>	<b>0.00</b>	<b>0.00</b>
<b>NET CHANGE IN FUND BALANCE</b>	<b>7,647.08</b>	<b>7,647.08</b>		<b>0.00</b>		<b>0.00</b>		<b>0.00</b>	<b>0.00</b>	<b>0.00</b>





**FUND DEPT 2500-031 : COUNTY GRANT FUND - CIRCUIT COURT**

2/11/2025 4:27:14 PM

**PERIOD ENDING 1/31/2025**

	ACTUAL LAST YEAR			ACTUAL THIS YEAR				ENCUMBRANCE	BUDGET	UNENCUMBERED BALANCE
	CURRENT MONTH	YEAR TO DATE	%	CURRENT MONTH	%	YEAR TO DATE	%			
<b>REVENUES</b>										
<b>TOTAL REVENUES</b>	0.00	0.00	0	0.00	0	0.00	0	0.00	0.00	0.00
<b>EXPENDITURES</b>										
<b>TOTAL EXPENDITURES</b>	0.00	0.00	0	0.00	0	0.00	0	0.00	0.00	0.00
<b>NET CHANGE IN FUND BALANCE</b>	0.00	0.00		0.00		0.00		0.00	0.00	0.00




FUND DEPT 2500-036 : COUNTY GRANT FUND - PUBLIC DEFENDER

2/11/2025 4:27:14 PM

PERIOD ENDING 1/31/2025

	ACTUAL LAST YEAR			ACTUAL THIS YEAR				ENCUMBRANCE	BUDGET	UNENCUMBERED BALANCE
	CURRENT MONTH	YEAR TO DATE	%	CURRENT MONTH	%	YEAR TO DATE	%			
<b>EXPENDITURES</b>										
<b>5001 SALARIES AND WAGES</b>										
03 REGULAR FULL-TIME EMPLOYEES	0.00	0.00	0	6,154.60	0	6,154.60	0	0.00	0.00	-6,154.60
<b>5001 SALARIES AND WAGES TOTAL</b>	<b>0.00</b>	<b>0.00</b>	<b>0</b>	<b>6,154.60</b>	<b>0</b>	<b>6,154.60</b>	<b>0</b>	<b>0.00</b>	<b>0.00</b>	<b>-6,154.60</b>
<b>5003 FRINGE BENEFITS</b>										
04 WORKERS' COMPENSATION INSURANC	0.00	0.00	0	6.77	0	6.77	0	0.00	0.00	-6.77
<b>5003 FRINGE BENEFITS TOTAL</b>	<b>0.00</b>	<b>0.00</b>	<b>0</b>	<b>6.77</b>	<b>0</b>	<b>6.77</b>	<b>0</b>	<b>0.00</b>	<b>0.00</b>	<b>-6.77</b>
<b>TOTAL EXPENDITURES</b>	<b>0.00</b>	<b>0.00</b>	<b>0</b>	<b>6,161.37</b>	<b>0</b>	<b>6,161.37</b>	<b>0</b>	<b>0.00</b>	<b>0.00</b>	<b>-6,161.37</b>
<b>NET CHANGE IN FUND BALANCE</b>	<b>0.00</b>	<b>0.00</b>		<b>-6,161.37</b>		<b>-6,161.37</b>		<b>0.00</b>	<b>0.00</b>	<b>6,161.37</b>



**FUND DEPT 2500-041 : COUNTY GRANT FUND - STATES ATTORNEY**

2/11/2025 4:27:14 PM

**PERIOD ENDING 1/31/2025**

**ACTUAL LAST YEAR**

**ACTUAL THIS YEAR**

	<b>CURRENT MONTH</b>	<b>YEAR TO DATE</b>	<b>%</b>	<b>CURRENT MONTH</b>	<b>%</b>	<b>YEAR TO DATE</b>	<b>%</b>	<b>ENCUMBRANCE</b>	<b>BUDGET</b>	<b>UNENCUMBERED BALANCE</b>
<b>EXPENDITURES</b>										
<b>TOTAL EXPENDITURES</b>	<i>0.00</i>	<i>0.00</i>	<i>0</i>	<i>0.00</i>	<i>0</i>	<i>0.00</i>	<i>0</i>	<i>0.00</i>	<i>0.00</i>	<i>0.00</i>
<b>NET CHANGE IN FUND BALANCE</b>	<b>0.00</b>	<b>0.00</b>		<b>0.00</b>		<b>0.00</b>		<b>0.00</b>	<b>0.00</b>	<b>0.00</b>



FUND DEPT 2500-075 : COUNTY GRANT FUND - GENERAL COUNTY

2/11/2025 4:27:14 PM

PERIOD ENDING 1/31/2025

	ACTUAL LAST YEAR			ACTUAL THIS YEAR				ENCUMBRANCE	BUDGET	UNENCUMBERED BALANCE
	CURRENT MONTH	YEAR TO DATE	%	CURRENT MONTH	%	YEAR TO DATE	%			
<b>REVENUES</b>										
<b>TOTAL REVENUES</b>	<b>0.00</b>	<b>0.00</b>	<b>0</b>	<b>0.00</b>	<b>0</b>	<b>0.00</b>	<b>0</b>	<b>0.00</b>	<b>0.00</b>	<b>0.00</b>
<b>EXPENDITURES</b>										
<b>5001 SALARIES AND WAGES</b>										
05 TEMPORARY STAFF	0.00	0.00	0	1,424.50	0	1,424.50	0	0.00	0.00	-1,424.50
<b>5001 SALARIES AND WAGES TOTAL</b>	<b>0.00</b>	<b>0.00</b>	<b>0</b>	<b>1,424.50</b>	<b>0</b>	<b>1,424.50</b>	<b>0</b>	<b>0.00</b>	<b>0.00</b>	<b>-1,424.50</b>
<b>5003 FRINGE BENEFITS</b>										
04 WORKERS' COMPENSATION INSURANC	0.00	0.00	0	6.49	0	6.49	0	0.00	0.00	-6.49
<b>5003 FRINGE BENEFITS TOTAL</b>	<b>0.00</b>	<b>0.00</b>	<b>0</b>	<b>6.49</b>	<b>0</b>	<b>6.49</b>	<b>0</b>	<b>0.00</b>	<b>0.00</b>	<b>-6.49</b>
<b>5010 COMMODITIES</b>										
17 EQUIPMENT LESS THAN \$5000	0.00	0.00	0	12,998.00	0	12,998.00	0	0.00	0.00	-12,998.00
<b>5010 COMMODITIES TOTAL</b>	<b>0.00</b>	<b>0.00</b>	<b>0</b>	<b>12,998.00</b>	<b>0</b>	<b>12,998.00</b>	<b>0</b>	<b>0.00</b>	<b>0.00</b>	<b>-12,998.00</b>
<b>TOTAL EXPENDITURES</b>	<b>0.00</b>	<b>0.00</b>	<b>0</b>	<b>14,428.99</b>	<b>0</b>	<b>14,428.99</b>	<b>0</b>	<b>0.00</b>	<b>0.00</b>	<b>-14,428.99</b>
<b>NET CHANGE IN FUND BALANCE</b>	<b>0.00</b>	<b>0.00</b>		<b>-14,428.99</b>		<b>-14,428.99</b>		<b>0.00</b>	<b>0.00</b>	<b>14,428.99</b>



FUND DEPT 2609-026 : TAX INDEMNITY FUND - COUNTY TREASURER

2/11/2025 4:27:14 PM

PERIOD ENDING 1/31/2025

	ACTUAL LAST YEAR			ACTUAL THIS YEAR				ENCUMBRANCE	BUDGET	UNENCUMBERED BALANCE
	CURRENT MONTH	YEAR TO DATE	%	CURRENT MONTH	%	YEAR TO DATE	%			
<b>REVENUES</b>										
<b>4008 INVESTMENT EARNINGS</b>										
01 INVESTMENT INTEREST	-4,488.13	-4,488.13	-100	0.00	0	0.00	0	0.00	0.00	0.00
<b>4008 INVESTMENT EARNINGS TOTAL</b>	<b>-4,488.13</b>	<b>-4,488.13</b>	<b>-100</b>	<b>0.00</b>	<b>0</b>	<b>0.00</b>	<b>0</b>	<b>0.00</b>	<b>0.00</b>	<b>0.00</b>
<b>TOTAL REVENUES</b>	<b>-4,488.13</b>	<b>-4,488.13</b>	<b>-100</b>	<b>0.00</b>	<b>0</b>	<b>0.00</b>	<b>0</b>	<b>0.00</b>	<b>0.00</b>	<b>0.00</b>
<b>EXPENDITURES</b>										
<b>TOTAL EXPENDITURES</b>	<b>0.00</b>	<b>0.00</b>	<b>0</b>	<b>0.00</b>	<b>0</b>	<b>0.00</b>	<b>0</b>	<b>0.00</b>	<b>0.00</b>	<b>0.00</b>
<b>OTHER FINANCING SOURCES (USES)</b>										
<b>TOTAL OTHER FINANCING SOURCES (USES)</b>	<b>0.00</b>	<b>0.00</b>		<b>0.00</b>		<b>0.00</b>		<b>0.00</b>	<b>0.00</b>	<b>0.00</b>
<b>NET CHANGE IN FUND BALANCE</b>	<b>-4,488.13</b>	<b>-4,488.13</b>		<b>0.00</b>		<b>0.00</b>		<b>0.00</b>	<b>0.00</b>	<b>0.00</b>



FUND DEPT 2610-026 : WORKING CASH FUND - COUNTY TREASURER

2/11/2025 4:27:14 PM

PERIOD ENDING 1/31/2025

	ACTUAL LAST YEAR			ACTUAL THIS YEAR				ENCUMBRANCE	BUDGET	UNENCUMBERED BALANCE
	CURRENT MONTH	YEAR TO DATE	%	CURRENT MONTH	%	YEAR TO DATE	%			
<b>REVENUES</b>										
<b>4008 INVESTMENT EARNINGS</b>										
01 INVESTMENT INTEREST	-3,618.50	-3,618.50	-45	0.00	0	0.00	0	0.00	0.00	0.00
<b>4008 INVESTMENT EARNINGS TOTAL</b>	<b>-3,618.50</b>	<b>-3,618.50</b>	<b>-45</b>	<b>0.00</b>	<b>0</b>	<b>0.00</b>	<b>0</b>	<b>0.00</b>	<b>0.00</b>	<b>0.00</b>
<b>TOTAL REVENUES</b>	<b>-3,618.50</b>	<b>-3,618.50</b>	<b>-45</b>	<b>0.00</b>	<b>0</b>	<b>0.00</b>	<b>0</b>	<b>0.00</b>	<b>0.00</b>	<b>0.00</b>
<b>OTHER FINANCING SOURCES (USES)</b>										
<b>TOTAL OTHER FINANCING SOURCES (USES)</b>	<b>0.00</b>	<b>0.00</b>		<b>0.00</b>		<b>0.00</b>		<b>0.00</b>	<b>0.00</b>	<b>0.00</b>
<b>NET CHANGE IN FUND BALANCE</b>	<b>-3,618.50</b>	<b>-3,618.50</b>		<b>0.00</b>		<b>0.00</b>		<b>0.00</b>	<b>0.00</b>	<b>0.00</b>



**FUND DEPT 2611-022 : COUNTY CLK SURCHARGE FUND - COUNTY CLERK**

2/11/2025 4:27:14 PM

**PERIOD ENDING 1/31/2025**

	ACTUAL LAST YEAR			ACTUAL THIS YEAR				ENCUMBRANCE	BUDGET	UNENCUMBERED BALANCE
	CURRENT MONTH	YEAR TO DATE	%	CURRENT MONTH	%	YEAR TO DATE	%			
<b>REVENUES</b>										
<b>TOTAL REVENUES</b>	0.00	0.00	0	0.00	0	0.00	0	0.00	0.00	0.00
<b>EXPENDITURES</b>										
<b>TOTAL EXPENDITURES</b>	0.00	0.00	0	0.00	0	0.00	0	0.00	0.00	0.00
<b>NET CHANGE IN FUND BALANCE</b>	0.00	0.00		0.00		0.00		0.00	0.00	0.00



**FUND DEPT 2612-040 : SHERIFF DRUG FORFEITURES - SHERIFF**

2/11/2025 4:27:14 PM

**PERIOD ENDING 1/31/2025**

	ACTUAL LAST YEAR			ACTUAL THIS YEAR				ENCUMBRANCE	BUDGET	UNENCUMBERED BALANCE
	CURRENT MONTH	YEAR TO DATE	%	CURRENT MONTH	%	YEAR TO DATE	%			
<b>REVENUES</b>										
<b>4005 FINES AND FORFEITURES</b>										
10 FORFEITURES	1,381.25	1,381.25	14	0.00	0	0.00	0	0.00	0.00	0.00
<b>4005 FINES AND FORFEITURES TOTAL</b>	<b>1,381.25</b>	<b>1,381.25</b>	<b>14</b>	<b>0.00</b>	<b>0</b>	<b>0.00</b>	<b>0</b>	<b>0.00</b>	<b>0.00</b>	<b>0.00</b>
<b>4008 INVESTMENT EARNINGS</b>										
01 INVESTMENT INTEREST	-1,178.91	-1,178.91	-59	0.00	0	0.00	0	0.00	0.00	0.00
<b>4008 INVESTMENT EARNINGS TOTAL</b>	<b>-1,178.91</b>	<b>-1,178.91</b>	<b>-59</b>	<b>0.00</b>	<b>0</b>	<b>0.00</b>	<b>0</b>	<b>0.00</b>	<b>0.00</b>	<b>0.00</b>
<b>TOTAL REVENUES</b>	<b>202.34</b>	<b>202.34</b>	<b>2</b>	<b>0.00</b>	<b>0</b>	<b>0.00</b>	<b>0</b>	<b>0.00</b>	<b>0.00</b>	<b>0.00</b>
<b>EXPENDITURES</b>										
<b>TOTAL EXPENDITURES</b>	<b>0.00</b>	<b>0.00</b>	<b>0</b>	<b>0.00</b>	<b>0</b>	<b>0.00</b>	<b>0</b>	<b>0.00</b>	<b>0.00</b>	<b>0.00</b>
<b>OTHER FINANCING SOURCES (USES)</b>										
<b>TOTAL OTHER FINANCING SOURCES (USES)</b>	<b>0.00</b>	<b>0.00</b>		<b>0.00</b>		<b>0.00</b>		<b>0.00</b>	<b>0.00</b>	<b>0.00</b>
<b>NET CHANGE IN FUND BALANCE</b>	<b>202.34</b>	<b>202.34</b>		<b>0.00</b>		<b>0.00</b>		<b>0.00</b>	<b>0.00</b>	<b>0.00</b>





FUND DEPT 2613-030 : COURT'S AUTOMATION FUND - CIRCUIT CLERK

2/11/2025 4:27:14 PM

PERIOD ENDING 1/31/2025

	ACTUAL LAST YEAR			ACTUAL THIS YEAR				ENCUMBRANCE	BUDGET	UNENCUMBERED BALANCE
	CURRENT MONTH	YEAR TO DATE	%	CURRENT MONTH	%	YEAR TO DATE	%			
<b>REVENUES</b>										
<b>4008 INVESTMENT EARNINGS</b>										
01 INVESTMENT INTEREST	-2,147.71	-2,147.71	-268	0.00	0	0.00	0	0.00	0.00	0.00
<b>4008 INVESTMENT EARNINGS TOTAL</b>	<b>-2,147.71</b>	<b>-2,147.71</b>	<b>-268</b>	<b>0.00</b>	<b>0</b>	<b>0.00</b>	<b>0</b>	<b>0.00</b>	<b>0.00</b>	<b>0.00</b>
<b>TOTAL REVENUES</b>	<b>-2,147.71</b>	<b>-2,147.71</b>	<b>-1</b>	<b>0.00</b>	<b>0</b>	<b>0.00</b>	<b>0</b>	<b>0.00</b>	<b>0.00</b>	<b>0.00</b>
<b>EXPENDITURES</b>										
<b>5020 SERVICES</b>										
47 SOFTWARE LICENSE & SAAS	105,791.24	105,791.24	54	78,156.98	0	78,156.98	0	0.00	0.00	-78,156.98
<b>5020 SERVICES TOTAL</b>	<b>105,791.24</b>	<b>105,791.24</b>	<b>53</b>	<b>78,156.98</b>	<b>0</b>	<b>78,156.98</b>	<b>0</b>	<b>0.00</b>	<b>0.00</b>	<b>-78,156.98</b>
<b>TOTAL EXPENDITURES</b>	<b>105,791.24</b>	<b>105,791.24</b>	<b>50</b>	<b>78,156.98</b>	<b>0</b>	<b>78,156.98</b>	<b>0</b>	<b>0.00</b>	<b>0.00</b>	<b>-78,156.98</b>
<b>OTHER FINANCING SOURCES (USES)</b>										
<b>TOTAL OTHER FINANCING SOURCES (USES)</b>	<b>0.00</b>	<b>0.00</b>		<b>0.00</b>		<b>0.00</b>		<b>0.00</b>	<b>0.00</b>	<b>0.00</b>
<b>NET CHANGE IN FUND BALANCE</b>	<b>-107,938.95</b>	<b>-107,938.95</b>		<b>-78,156.98</b>		<b>-78,156.98</b>		<b>0.00</b>	<b>0.00</b>	<b>78,156.98</b>



FUND DEPT 2614-023 : RECORDER'S AUTOMATION FND - RECORDER

2/11/2025 4:27:14 PM

PERIOD ENDING 1/31/2025

	ACTUAL LAST YEAR			ACTUAL THIS YEAR				ENCUMBRANCE	BUDGET	UNENCUMBERED BALANCE
	CURRENT MONTH	YEAR TO DATE	%	CURRENT MONTH	%	YEAR TO DATE	%			
<b>REVENUES</b>										
<b>4007 CHARGES FOR SERVICES</b>										
01 CHARGES FOR SERVICES	0.00	0.00	0	551.00	0	551.00	0	0.00	0.00	-551.00
<b>4007 CHARGES FOR SERVICES TOTAL</b>	<b>0.00</b>	<b>0.00</b>	<b>0</b>	<b>551.00</b>	<b>0</b>	<b>551.00</b>	<b>0</b>	<b>0.00</b>	<b>0.00</b>	<b>-551.00</b>
<b>4008 INVESTMENT EARNINGS</b>										
01 INVESTMENT INTEREST	-6,490.59	-6,490.59	-649	0.00	0	0.00	0	0.00	0.00	0.00
<b>4008 INVESTMENT EARNINGS TOTAL</b>	<b>-6,490.59</b>	<b>-6,490.59</b>	<b>-649</b>	<b>0.00</b>	<b>0</b>	<b>0.00</b>	<b>0</b>	<b>0.00</b>	<b>0.00</b>	<b>0.00</b>
<b>TOTAL REVENUES</b>	<b>-6,490.59</b>	<b>-6,490.59</b>	<b>-4</b>	<b>551.00</b>	<b>0</b>	<b>551.00</b>	<b>0</b>	<b>0.00</b>	<b>0.00</b>	<b>-551.00</b>
<b>EXPENDITURES</b>										
<b>5001 SALARIES AND WAGES</b>										
04 REGULAR PART-TIME EMPLOYEES	890.78	890.78	5	1,370.40	0	1,370.40	0	0.00	0.00	-1,370.40
<b>5001 SALARIES AND WAGES TOTAL</b>	<b>890.78</b>	<b>890.78</b>	<b>3</b>	<b>1,370.40</b>	<b>0</b>	<b>1,370.40</b>	<b>0</b>	<b>0.00</b>	<b>0.00</b>	<b>-1,370.40</b>
<b>5003 FRINGE BENEFITS</b>										
04 WORKERS' COMPENSATION INSURANC	0.00	0.00	0	6.03	0	6.03	0	0.00	0.00	-6.03
05 UNEMPLOYMENT INSURANCE	-43.35	-43.35	-16	0.00	0	0.00	0	0.00	0.00	0.00
<b>5003 FRINGE BENEFITS TOTAL</b>	<b>-43.35</b>	<b>-43.35</b>	<b>-2</b>	<b>6.03</b>	<b>0</b>	<b>6.03</b>	<b>0</b>	<b>0.00</b>	<b>0.00</b>	<b>-6.03</b>
<b>5020 SERVICES</b>										
02 OUTSIDE SERVICES	2,500.00	2,500.00	100	2,500.00	0	2,500.00	0	0.00	0.00	-2,500.00
47 SOFTWARE LICENSE & SAAS	67,160.00	67,160.00	77	67,160.00	0	67,160.00	0	0.00	0.00	-67,160.00
<b>5020 SERVICES TOTAL</b>	<b>69,660.00</b>	<b>69,660.00</b>	<b>53</b>	<b>69,660.00</b>	<b>0</b>	<b>69,660.00</b>	<b>0</b>	<b>0.00</b>	<b>0.00</b>	<b>-69,660.00</b>
<b>TOTAL EXPENDITURES</b>	<b>70,507.43</b>	<b>70,507.43</b>	<b>40</b>	<b>71,036.43</b>	<b>0</b>	<b>71,036.43</b>	<b>0</b>	<b>0.00</b>	<b>0.00</b>	<b>-71,036.43</b>
<b>NET CHANGE IN FUND BALANCE</b>	<b>-76,998.02</b>	<b>-76,998.02</b>		<b>-70,485.43</b>		<b>-70,485.43</b>		<b>0.00</b>	<b>0.00</b>	<b>70,485.43</b>




**FUND DEPT 2615-036 : PUBLIC DEFENDER AUTOMATN - PUBLIC DEFENDER**

2/11/2025 4:27:14 PM

**PERIOD ENDING 1/31/2025**

	ACTUAL LAST YEAR			ACTUAL THIS YEAR				ENCUMBRANCE	BUDGET	UNENCUMBERED BALANCE
	CURRENT MONTH	YEAR TO DATE	%	CURRENT MONTH	%	YEAR TO DATE	%			
<b>REVENUES</b>										
<b>TOTAL REVENUES</b>	0.00	0.00	0	0.00	0	0.00	0	0.00	0.00	0.00
<b>EXPENDITURES</b>										
<b>TOTAL EXPENDITURES</b>	0.00	0.00	0	0.00	0	0.00	0	0.00	0.00	0.00
<b>NET CHANGE IN FUND BALANCE</b>	0.00	0.00		0.00		0.00		0.00	0.00	0.00




FUND DEPT 2617-030 : CHILD SUPPORT SERV FUND - CIRCUIT CLERK

2/11/2025 4:27:14 PM

PERIOD ENDING 1/31/2025

	ACTUAL LAST YEAR			ACTUAL THIS YEAR				ENCUMBRANCE	BUDGET	UNENCUMBERED BALANCE
	CURRENT MONTH	YEAR TO DATE	%	CURRENT MONTH	%	YEAR TO DATE	%			
<b>REVENUES</b>										
<b>4008 INVESTMENT EARNINGS</b>										
01 INVESTMENT INTEREST	-550.42	-550.42	0	0.00	0	0.00	0	0.00	0.00	0.00
<b>4008 INVESTMENT EARNINGS TOTAL</b>	<b>-550.42</b>	<b>-550.42</b>	<b>0</b>	<b>0.00</b>	<b>0</b>	<b>0.00</b>	<b>0</b>	<b>0.00</b>	<b>0.00</b>	<b>0.00</b>
<b>TOTAL REVENUES</b>	<b>-550.42</b>	<b>-550.42</b>	<b>-14</b>	<b>0.00</b>	<b>0</b>	<b>0.00</b>	<b>0</b>	<b>0.00</b>	<b>0.00</b>	<b>0.00</b>
<b>EXPENDITURES</b>										
<b>TOTAL EXPENDITURES</b>	<b>0.00</b>	<b>0.00</b>	<b>0</b>	<b>0.00</b>	<b>0</b>	<b>0.00</b>	<b>0</b>	<b>0.00</b>	<b>0.00</b>	<b>0.00</b>
<b>OTHER FINANCING SOURCES (USES)</b>										
<b>TOTAL OTHER FINANCING SOURCES (USES)</b>	<b>0.00</b>	<b>0.00</b>		<b>0.00</b>		<b>0.00</b>		<b>0.00</b>	<b>0.00</b>	<b>0.00</b>
<b>NET CHANGE IN FUND BALANCE</b>	<b>-550.42</b>	<b>-550.42</b>		<b>0.00</b>		<b>0.00</b>		<b>0.00</b>	<b>0.00</b>	<b>0.00</b>



**FUND DEPT 2618-051 : PROBATION SERVICES FUND - JUVENILE DETENTION CENTER**

2/11/2025 4:27:14 PM

**PERIOD ENDING 1/31/2025**

	ACTUAL LAST YEAR			ACTUAL THIS YEAR				ENCUMBRANCE	BUDGET	UNENCUMBERED BALANCE
	CURRENT MONTH	YEAR TO DATE	%	CURRENT MONTH	%	YEAR TO DATE	%			
<b>REVENUES</b>										
<b>TOTAL REVENUES</b>	0.00	0.00	0	0.00	0	0.00	0	0.00	0.00	0.00
<b>EXPENDITURES</b>										
<b>TOTAL EXPENDITURES</b>	0.00	0.00	0	0.00	0	0.00	0	0.00	0.00	0.00
<b>OTHER FINANCING SOURCES (USES)</b>										
<b>TOTAL OTHER FINANCING SOURCES (USES)</b>	0.00	0.00		0.00		0.00		0.00	0.00	0.00
<b>NET CHANGE IN FUND BALANCE</b>	0.00	0.00		0.00		0.00		0.00	0.00	0.00



FUND DEPT 2618-052 : PROBATION SERVICES FUND - COURT SERVICES -PROBATION

2/11/2025 4:27:14 PM

PERIOD ENDING 1/31/2025

	ACTUAL LAST YEAR			ACTUAL THIS YEAR				ENCUMBRANCE	BUDGET	UNENCUMBERED BALANCE
	CURRENT MONTH	YEAR TO DATE	%	CURRENT MONTH	%	YEAR TO DATE	%			
<b>REVENUES</b>										
<b>4008 INVESTMENT EARNINGS</b>										
01 INVESTMENT INTEREST	-20,174.16	-20,174.16	-50	0.00	0	0.00	0	0.00	0.00	0.00
<b>4008 INVESTMENT EARNINGS TOTAL</b>	<b>-20,174.16</b>	<b>-20,174.16</b>	<b>-50</b>	<b>0.00</b>	<b>0</b>	<b>0.00</b>	<b>0</b>	<b>0.00</b>	<b>0.00</b>	<b>0.00</b>
<b>TOTAL REVENUES</b>	<b>-20,174.16</b>	<b>-20,174.16</b>	<b>-6</b>	<b>0.00</b>	<b>0</b>	<b>0.00</b>	<b>0</b>	<b>0.00</b>	<b>0.00</b>	<b>0.00</b>
<b>EXPENDITURES</b>										
<b>5010 COMMODITIES</b>										
06 MEDICAL SUPPLIES	3,268.97	3,268.97	7	2,980.00	0	2,980.00	0	0.00	0.00	-2,980.00
<b>5010 COMMODITIES TOTAL</b>	<b>3,268.97</b>	<b>3,268.97</b>	<b>4</b>	<b>2,980.00</b>	<b>0</b>	<b>2,980.00</b>	<b>0</b>	<b>0.00</b>	<b>0.00</b>	<b>-2,980.00</b>
<b>5020 SERVICES</b>										
01 PROFESSIONAL SERVICES	2,775.20	2,775.20	1	4,307.70	0	4,307.70	0	0.00	0.00	-4,307.70
03 TRAVEL COSTS	0.00	0.00	0	432.00	0	432.00	0	0.00	0.00	-432.00
04 CONFERENCES AND TRAINING	0.00	0.00	0	460.00	0	460.00	0	0.00	0.00	-460.00
21 DUES, LICENSE & MEMBERSHIP	2,525.00	2,525.00	72	2,525.00	0	2,525.00	0	0.00	0.00	-2,525.00
46 EQUIP LEASE/EQUIP RENT	88.48	88.48	7	0.00	0	0.00	0	0.00	0.00	0.00
48 PHONE/INTERNET	85.22	85.22	19	0.00	0	0.00	0	0.00	0.00	0.00
51 CLIENT OTHER	307.16	307.16	31	0.00	0	0.00	0	0.00	0.00	0.00
<b>5020 SERVICES TOTAL</b>	<b>5,781.06</b>	<b>5,781.06</b>	<b>2</b>	<b>7,724.70</b>	<b>0</b>	<b>7,724.70</b>	<b>0</b>	<b>0.00</b>	<b>0.00</b>	<b>-7,724.70</b>
<b>TOTAL EXPENDITURES</b>	<b>9,050.03</b>	<b>9,050.03</b>	<b>2</b>	<b>10,704.70</b>	<b>0</b>	<b>10,704.70</b>	<b>0</b>	<b>0.00</b>	<b>0.00</b>	<b>-10,704.70</b>
<b>OTHER FINANCING SOURCES (USES)</b>										
<b>TOTAL OTHER FINANCING SOURCES (USES)</b>	<b>0.00</b>	<b>0.00</b>		<b>0.00</b>		<b>0.00</b>		<b>0.00</b>	<b>0.00</b>	<b>0.00</b>
<b>NET CHANGE IN FUND BALANCE</b>	<b>-29,224.19</b>	<b>-29,224.19</b>		<b>-10,704.70</b>		<b>-10,704.70</b>		<b>0.00</b>	<b>0.00</b>	<b>10,704.70</b>



FUND DEPT 2619-026 : TAX SALE AUTOMATION FUND - COUNTY TREASURER

2/11/2025 4:27:14 PM

PERIOD ENDING 1/31/2025

	ACTUAL LAST YEAR			ACTUAL THIS YEAR				ENCUMBRANCE	BUDGET	UNENCUMBERED BALANCE
	CURRENT MONTH	YEAR TO DATE	%	CURRENT MONTH	%	YEAR TO DATE	%			
<b>REVENUES</b>										
<b>4008 INVESTMENT EARNINGS</b>										
01 INVESTMENT INTEREST	-258.04	-258.04	-129	0.00	0	0.00	0	0.00	0.00	0.00
<b>4008 INVESTMENT EARNINGS TOTAL</b>	<b>-258.04</b>	<b>-258.04</b>	<b>-129</b>	<b>0.00</b>	<b>0</b>	<b>0.00</b>	<b>0</b>	<b>0.00</b>	<b>0.00</b>	<b>0.00</b>
<b>TOTAL REVENUES</b>	<b>-258.04</b>	<b>-258.04</b>	<b>-2</b>	<b>0.00</b>	<b>0</b>	<b>0.00</b>	<b>0</b>	<b>0.00</b>	<b>0.00</b>	<b>0.00</b>
<b>EXPENDITURES</b>										
<b>5001 SALARIES AND WAGES</b>										
05 TEMPORARY STAFF	0.00	0.00	0	160.00	0	160.00	0	0.00	0.00	-160.00
<b>5001 SALARIES AND WAGES TOTAL</b>	<b>0.00</b>	<b>0.00</b>	<b>0</b>	<b>160.00</b>	<b>0</b>	<b>160.00</b>	<b>0</b>	<b>0.00</b>	<b>0.00</b>	<b>-160.00</b>
<b>5003 FRINGE BENEFITS</b>										
04 WORKERS' COMPENSATION INSURANC	0.00	0.00	0	2.92	0	2.92	0	0.00	0.00	-2.92
05 UNEMPLOYMENT INSURANCE	-10.23	-10.23	-4	0.00	0	0.00	0	0.00	0.00	0.00
<b>5003 FRINGE BENEFITS TOTAL</b>	<b>-10.23</b>	<b>-10.23</b>	<b>-1</b>	<b>2.92</b>	<b>0</b>	<b>2.92</b>	<b>0</b>	<b>0.00</b>	<b>0.00</b>	<b>-2.92</b>
<b>TOTAL EXPENDITURES</b>	<b>-10.23</b>	<b>-10.23</b>	<b>0</b>	<b>162.92</b>	<b>0</b>	<b>162.92</b>	<b>0</b>	<b>0.00</b>	<b>0.00</b>	<b>-162.92</b>
<b>NET CHANGE IN FUND BALANCE</b>	<b>-247.81</b>	<b>-247.81</b>		<b>-162.92</b>		<b>-162.92</b>		<b>0.00</b>	<b>0.00</b>	<b>162.92</b>



FUND DEPT 2621-041 : STS ATTY DRUG FORFEITURES - STATES ATTORNEY

2/11/2025 4:27:14 PM

PERIOD ENDING 1/31/2025

	ACTUAL LAST YEAR			ACTUAL THIS YEAR				ENCUMBRANCE	BUDGET	UNENCUMBERED BALANCE
	CURRENT MONTH	YEAR TO DATE	%	CURRENT MONTH	%	YEAR TO DATE	%			
<b>REVENUES</b>										
<b>4008 INVESTMENT EARNINGS</b>										
01 INVESTMENT INTEREST	-674.25	-674.25	-54	0.00	0	0.00	0	0.00	0.00	0.00
<b>4008 INVESTMENT EARNINGS TOTAL</b>	<b>-674.25</b>	<b>-674.25</b>	<b>-54</b>	<b>0.00</b>	<b>0</b>	<b>0.00</b>	<b>0</b>	<b>0.00</b>	<b>0.00</b>	<b>0.00</b>
<b>TOTAL REVENUES</b>	<b>-674.25</b>	<b>-674.25</b>	<b>-3</b>	<b>0.00</b>	<b>0</b>	<b>0.00</b>	<b>0</b>	<b>0.00</b>	<b>0.00</b>	<b>0.00</b>
<b>EXPENDITURES</b>										
<b>TOTAL EXPENDITURES</b>	<b>0.00</b>	<b>0.00</b>	<b>0</b>	<b>0.00</b>	<b>0</b>	<b>0.00</b>	<b>0</b>	<b>0.00</b>	<b>0.00</b>	<b>0.00</b>
<b>OTHER FINANCING SOURCES (USES)</b>										
<b>TOTAL OTHER FINANCING SOURCES (USES)</b>	<b>0.00</b>	<b>0.00</b>		<b>0.00</b>		<b>0.00</b>		<b>0.00</b>	<b>0.00</b>	<b>0.00</b>
<b>NET CHANGE IN FUND BALANCE</b>	<b>-674.25</b>	<b>-674.25</b>		<b>0.00</b>		<b>0.00</b>		<b>0.00</b>	<b>0.00</b>	<b>0.00</b>





**FUND DEPT 2627-026 : PROPERTY TAX INT FEE FUND - COUNTY TREASURER**

2/11/2025 4:27:14 PM

**PERIOD ENDING 1/31/2025**

	ACTUAL LAST YEAR			ACTUAL THIS YEAR				ENCUMBRANCE	BUDGET	UNENCUMBERED BALANCE
	CURRENT MONTH	YEAR TO DATE	%	CURRENT MONTH	%	YEAR TO DATE	%			
<b>REVENUES</b>										
<b>4008 INVESTMENT EARNINGS</b>										
01 INVESTMENT INTEREST	-642.07	-642.07	-32	0.00	0	0.00	0	0.00	0.00	0.00
<b>4008 INVESTMENT EARNINGS TOTAL</b>	<b>-642.07</b>	<b>-642.07</b>	<b>-32</b>	<b>0.00</b>	<b>0</b>	<b>0.00</b>	<b>0</b>	<b>0.00</b>	<b>0.00</b>	<b>0.00</b>
<b>TOTAL REVENUES</b>	<b>-642.07</b>	<b>-642.07</b>	<b>-1</b>	<b>0.00</b>	<b>0</b>	<b>0.00</b>	<b>0</b>	<b>0.00</b>	<b>0.00</b>	<b>0.00</b>
<b>OTHER FINANCING SOURCES (USES)</b>										
<b>TOTAL OTHER FINANCING SOURCES (USES)</b>	<b>0.00</b>	<b>0.00</b>		<b>0.00</b>		<b>0.00</b>		<b>0.00</b>	<b>0.00</b>	<b>0.00</b>
<b>NET CHANGE IN FUND BALANCE</b>	<b>-642.07</b>	<b>-642.07</b>		<b>0.00</b>		<b>0.00</b>		<b>0.00</b>	<b>0.00</b>	<b>0.00</b>




FUND DEPT 2628-022 : ELECTN ASSIST/ACCESSIBLTY - COUNTY CLERK

2/11/2025 4:27:14 PM

PERIOD ENDING 1/31/2025

	ACTUAL LAST YEAR			ACTUAL THIS YEAR				ENCUMBRANCE	BUDGET	UNENCUMBERED BALANCE
	CURRENT MONTH	YEAR TO DATE	%	CURRENT MONTH	%	YEAR TO DATE	%			
<b>REVENUES</b>										
<b>TOTAL REVENUES</b>	<b>0.00</b>	<b>0.00</b>	<b>0</b>	<b>0.00</b>	<b>0</b>	<b>0.00</b>	<b>0</b>	<b>0.00</b>	<b>0.00</b>	<b>0.00</b>
<b>EXPENDITURES</b>										
<b>5001 SALARIES AND WAGES</b>										
05 TEMPORARY STAFF	569.50	569.50	1	4,016.25	0	4,016.25	0	0.00	0.00	-4,016.25
<b>5001 SALARIES AND WAGES TOTAL</b>	<b>569.50</b>	<b>569.50</b>	<b>1</b>	<b>4,016.25</b>	<b>0</b>	<b>4,016.25</b>	<b>0</b>	<b>0.00</b>	<b>0.00</b>	<b>-4,016.25</b>
<b>5003 FRINGE BENEFITS</b>										
04 WORKERS' COMPENSATION INSURANC	0.00	0.00	0	18.27	0	18.27	0	0.00	0.00	-18.27
05 UNEMPLOYMENT INSURANCE	-88.76	-88.76	-7	0.00	0	0.00	0	0.00	0.00	0.00
<b>5003 FRINGE BENEFITS TOTAL</b>	<b>-88.76</b>	<b>-88.76</b>	<b>-1</b>	<b>18.27</b>	<b>0</b>	<b>18.27</b>	<b>0</b>	<b>0.00</b>	<b>0.00</b>	<b>-18.27</b>
<b>5010 COMMODITIES</b>										
01 STATIONERY AND PRINTING	0.00	0.00	0	0.00	0	0.00	0	0.00	-1,850.00	-1,850.00
<b>5010 COMMODITIES TOTAL</b>	<b>0.00</b>	<b>0.00</b>	<b>0</b>	<b>0.00</b>	<b>0</b>	<b>0.00</b>	<b>0</b>	<b>0.00</b>	<b>-1,850.00</b>	<b>-1,850.00</b>
<b>5020 SERVICES</b>										
37 REPAIR & MAINT - BUILDING	0.00	0.00	0	303.98	16	303.98	16	0.00	1,850.00	1,546.02
47 SOFTWARE LICENSE & SAAS	0.00	0.00	0	18,667.00	0	18,667.00	0	0.00	0.00	-18,667.00
<b>5020 SERVICES TOTAL</b>	<b>0.00</b>	<b>0.00</b>	<b>0</b>	<b>18,970.98</b>	<b>102</b>	<b>18,970.98</b>	<b>102</b>	<b>0.00</b>	<b>1,850.00</b>	<b>-17,120.98</b>
				<b>5</b>		<b>5</b>				
<b>TOTAL EXPENDITURES</b>	<b>480.74</b>	<b>480.74</b>	<b>0</b>	<b>23,005.50</b>	<b>0</b>	<b>23,005.50</b>	<b>0</b>	<b>0.00</b>	<b>0.00</b>	<b>-23,005.50</b>
<b>OTHER FINANCING SOURCES (USES)</b>										
<b>TOTAL OTHER FINANCING SOURCES (USES)</b>	<b>0.00</b>	<b>0.00</b>		<b>0.00</b>		<b>0.00</b>		<b>0.00</b>	<b>0.00</b>	<b>0.00</b>
<b>NET CHANGE IN FUND BALANCE</b>	<b>-480.74</b>	<b>-480.74</b>		<b>-23,005.50</b>		<b>-23,005.50</b>		<b>0.00</b>	<b>0.00</b>	<b>23,005.50</b>




FUND DEPT 2629-010 : COUNTY HISTORICAL FUND - COUNTY BOARD

2/11/2025 4:27:14 PM

PERIOD ENDING 1/31/2025

	ACTUAL LAST YEAR			ACTUAL THIS YEAR				ENCUMBRANCE	BUDGET	UNENCUMBERED BALANCE
	CURRENT MONTH	YEAR TO DATE	%	CURRENT MONTH	%	YEAR TO DATE	%			
<b>REVENUES</b>										
<b>4008 INVESTMENT EARNINGS</b>										
01 INVESTMENT INTEREST	-86.39	-86.39	-86	0.00	0	0.00	0	0.00	0.00	0.00
<b>4008 INVESTMENT EARNINGS TOTAL</b>	<b>-86.39</b>	<b>-86.39</b>	<b>-86</b>	<b>0.00</b>	<b>0</b>	<b>0.00</b>	<b>0</b>	<b>0.00</b>	<b>0.00</b>	<b>0.00</b>
<b>TOTAL REVENUES</b>	<b>-86.39</b>	<b>-86.39</b>	<b>-86</b>	<b>0.00</b>	<b>0</b>	<b>0.00</b>	<b>0</b>	<b>0.00</b>	<b>0.00</b>	<b>0.00</b>
<b>EXPENDITURES</b>										
<b>TOTAL EXPENDITURES</b>	<b>0.00</b>	<b>0.00</b>	<b>0</b>	<b>0.00</b>	<b>0</b>	<b>0.00</b>	<b>0</b>	<b>0.00</b>	<b>0.00</b>	<b>0.00</b>
<b>NET CHANGE IN FUND BALANCE</b>	<b>-86.39</b>	<b>-86.39</b>		<b>0.00</b>		<b>0.00</b>		<b>0.00</b>	<b>0.00</b>	<b>0.00</b>




FUND DEPT 2630-030 : CIR CLK OPERATION & ADMIN - CIRCUIT CLERK

2/11/2025 4:27:14 PM

PERIOD ENDING 1/31/2025

	ACTUAL LAST YEAR			ACTUAL THIS YEAR				ENCUMBRANCE	BUDGET	UNENCUMBERED BALANCE
	CURRENT MONTH	YEAR TO DATE	%	CURRENT MONTH	%	YEAR TO DATE	%			
<b>REVENUES</b>										
<b>4008 INVESTMENT EARNINGS</b>										
01 INVESTMENT INTEREST	-3,541.85	-3,541.85	0	0.00	0	0.00	0	0.00	0.00	0.00
<b>4008 INVESTMENT EARNINGS TOTAL</b>	<b>-3,541.85</b>	<b>-3,541.85</b>	<b>0</b>	<b>0.00</b>	<b>0</b>	<b>0.00</b>	<b>0</b>	<b>0.00</b>	<b>0.00</b>	<b>0.00</b>
<b>TOTAL REVENUES</b>	<b>-3,541.85</b>	<b>-3,541.85</b>	<b>-1</b>	<b>0.00</b>	<b>0</b>	<b>0.00</b>	<b>0</b>	<b>0.00</b>	<b>0.00</b>	<b>0.00</b>
<b>EXPENDITURES</b>										
<b>TOTAL EXPENDITURES</b>	<b>0.00</b>	<b>0.00</b>	<b>0</b>	<b>0.00</b>	<b>0</b>	<b>0.00</b>	<b>0</b>	<b>0.00</b>	<b>0.00</b>	<b>0.00</b>
<b>OTHER FINANCING SOURCES (USES)</b>										
<b>TOTAL OTHER FINANCING SOURCES (USES)</b>	<b>0.00</b>	<b>0.00</b>		<b>0.00</b>		<b>0.00</b>		<b>0.00</b>	<b>0.00</b>	<b>0.00</b>
<b>NET CHANGE IN FUND BALANCE</b>	<b>-3,541.85</b>	<b>-3,541.85</b>		<b>0.00</b>		<b>0.00</b>		<b>0.00</b>	<b>0.00</b>	<b>0.00</b>



FUND DEPT 2632-030 : CIR CLK ELCTRNC CITATIONS - CIRCUIT CLERK

2/11/2025 4:27:14 PM

PERIOD ENDING 1/31/2025

	ACTUAL LAST YEAR			ACTUAL THIS YEAR				ENCUMBRANCE	BUDGET	UNENCUMBERED BALANCE
	CURRENT MONTH	YEAR TO DATE	%	CURRENT MONTH	%	YEAR TO DATE	%			
<b>REVENUES</b>										
<b>4008 INVESTMENT EARNINGS</b>										
01 INVESTMENT INTEREST	-3,287.26	-3,287.26	-164	0.00	0	0.00	0	0.00	0.00	0.00
<b>4008 INVESTMENT EARNINGS TOTAL</b>	<b>-3,287.26</b>	<b>-3,287.26</b>	<b>-164</b>	<b>0.00</b>	<b>0</b>	<b>0.00</b>	<b>0</b>	<b>0.00</b>	<b>0.00</b>	<b>0.00</b>
<b>TOTAL REVENUES</b>	<b>-3,287.26</b>	<b>-3,287.26</b>	<b>-5</b>	<b>0.00</b>	<b>0</b>	<b>0.00</b>	<b>0</b>	<b>0.00</b>	<b>0.00</b>	<b>0.00</b>
<b>EXPENDITURES</b>										
<b>TOTAL EXPENDITURES</b>	<b>0.00</b>	<b>0.00</b>	<b>0</b>	<b>0.00</b>	<b>0</b>	<b>0.00</b>	<b>0</b>	<b>0.00</b>	<b>0.00</b>	<b>0.00</b>
<b>NET CHANGE IN FUND BALANCE</b>	<b>-3,287.26</b>	<b>-3,287.26</b>		<b>0.00</b>		<b>0.00</b>		<b>0.00</b>	<b>0.00</b>	<b>0.00</b>



PERIOD ENDING 1/31/2025

	ACTUAL LAST YEAR			ACTUAL THIS YEAR				ENCUMBRANCE	BUDGET	UNENCUMBERED BALANCE
	CURRENT MONTH	YEAR TO DATE	%	CURRENT MONTH	%	YEAR TO DATE	%			
<b>REVENUES</b>										
<b>4008 INVESTMENT EARNINGS</b>										
01 INVESTMENT INTEREST	-71.20	-71.20	-47	0.00	0	0.00	0	0.00	0.00	0.00
<b>4008 INVESTMENT EARNINGS TOTAL</b>	<b>-71.20</b>	<b>-71.20</b>	<b>-47</b>	<b>0.00</b>	<b>0</b>	<b>0.00</b>	<b>0</b>	<b>0.00</b>	<b>0.00</b>	<b>0.00</b>
<b>TOTAL REVENUES</b>	<b>-71.20</b>	<b>-71.20</b>	<b>-2</b>	<b>0.00</b>	<b>0</b>	<b>0.00</b>	<b>0</b>	<b>0.00</b>	<b>0.00</b>	<b>0.00</b>
<b>EXPENDITURES</b>										
<b>TOTAL EXPENDITURES</b>	<b>0.00</b>	<b>0.00</b>	<b>0</b>	<b>0.00</b>	<b>0</b>	<b>0.00</b>	<b>0</b>	<b>0.00</b>	<b>0.00</b>	<b>0.00</b>
<b>NET CHANGE IN FUND BALANCE</b>	<b>-71.20</b>	<b>-71.20</b>		<b>0.00</b>		<b>0.00</b>		<b>0.00</b>	<b>0.00</b>	<b>0.00</b>



FUND DEPT 2634-036 : PUBLIC DEFENDER GRANT FUND - PUBLIC DEFENDER

2/11/2025 4:27:14 PM

PERIOD ENDING 1/31/2025

	ACTUAL LAST YEAR			ACTUAL THIS YEAR				ENCUMBRANCE	BUDGET	UNENCUMBERED BALANCE
	CURRENT MONTH	YEAR TO DATE	%	CURRENT MONTH	%	YEAR TO DATE	%			
<b>REVENUES</b>										
<b>TOTAL REVENUES</b>	<b>0.00</b>	<b>0.00</b>	<b>0</b>	<b>0.00</b>	<b>0</b>	<b>0.00</b>	<b>0</b>	<b>0.00</b>	<b>0.00</b>	<b>0.00</b>
<b>EXPENDITURES</b>										
<b>5001 SALARIES AND WAGES</b>										
03 REGULAR FULL-TIME EMPLOYEES	0.00	0.00	0	18,620.40	0	18,620.40	0	0.00	0.00	-18,620.40
<b>5001 SALARIES AND WAGES TOTAL</b>	<b>0.00</b>	<b>0.00</b>	<b>0</b>	<b>18,620.40</b>	<b>0</b>	<b>18,620.40</b>	<b>0</b>	<b>0.00</b>	<b>0.00</b>	<b>-18,620.40</b>
<b>5003 FRINGE BENEFITS</b>										
04 WORKERS' COMPENSATION INSURANC	0.00	0.00	0	18.28	0	18.28	0	0.00	0.00	-18.28
<b>5003 FRINGE BENEFITS TOTAL</b>	<b>0.00</b>	<b>0.00</b>	<b>0</b>	<b>18.28</b>	<b>0</b>	<b>18.28</b>	<b>0</b>	<b>0.00</b>	<b>0.00</b>	<b>-18.28</b>
<b>5020 SERVICES</b>										
03 TRAVEL COSTS	0.00	0.00	0	3,230.26	16	3,230.26	16	0.00	20,000.00	16,769.74
04 CONFERENCES AND TRAINING	0.00	0.00	0	0.00	0	0.00	0	0.00	-20,000.00	-20,000.00
<b>5020 SERVICES TOTAL</b>	<b>0.00</b>	<b>0.00</b>	<b>0</b>	<b>3,230.26</b>	<b>0</b>	<b>3,230.26</b>	<b>0</b>	<b>0.00</b>	<b>0.00</b>	<b>-3,230.26</b>
<b>TOTAL EXPENDITURES</b>	<b>0.00</b>	<b>0.00</b>	<b>0</b>	<b>21,868.94</b>	<b>0</b>	<b>21,868.94</b>	<b>0</b>	<b>0.00</b>	<b>0.00</b>	<b>-21,868.94</b>
<b>NET CHANGE IN FUND BALANCE</b>	<b>0.00</b>	<b>0.00</b>		<b>-21,868.94</b>		<b>-21,868.94</b>		<b>0.00</b>	<b>0.00</b>	<b>21,868.94</b>



FUND DEPT 2635-040 : CANNABIS REGULATION FUND - SHERIFF

2/11/2025 4:27:14 PM

PERIOD ENDING 1/31/2025

	ACTUAL LAST YEAR			ACTUAL THIS YEAR				ENCUMBRANCE	BUDGET	UNENCUMBERED BALANCE
	CURRENT MONTH	YEAR TO DATE	%	CURRENT MONTH	%	YEAR TO DATE	%			
<b>REVENUES</b>										
<b>4008 INVESTMENT EARNINGS</b>										
01 INVESTMENT INTEREST	-1,298.90	-1,298.90	-52	0.00	0	0.00	0	0.00	0.00	0.00
<b>4008 INVESTMENT EARNINGS TOTAL</b>	<b>-1,298.90</b>	<b>-1,298.90</b>	<b>-52</b>	<b>0.00</b>	<b>0</b>	<b>0.00</b>	<b>0</b>	<b>0.00</b>	<b>0.00</b>	<b>0.00</b>
<b>TOTAL REVENUES</b>	<b>-1,298.90</b>	<b>-1,298.90</b>	<b>-3</b>	<b>0.00</b>	<b>0</b>	<b>0.00</b>	<b>0</b>	<b>0.00</b>	<b>0.00</b>	<b>0.00</b>
<b>EXPENDITURES</b>										
<b>5020 SERVICES</b>										
47 SOFTWARE LICENSE & SAAS	0.00	0.00	0	36,791.00	0	36,791.00	0	0.00	0.00	-36,791.00
<b>5020 SERVICES TOTAL</b>	<b>0.00</b>	<b>0.00</b>	<b>0</b>	<b>36,791.00</b>	<b>0</b>	<b>36,791.00</b>	<b>0</b>	<b>0.00</b>	<b>0.00</b>	<b>-36,791.00</b>
<b>TOTAL EXPENDITURES</b>	<b>0.00</b>	<b>0.00</b>	<b>0</b>	<b>36,791.00</b>	<b>0</b>	<b>36,791.00</b>	<b>0</b>	<b>0.00</b>	<b>0.00</b>	<b>-36,791.00</b>
<b>NET CHANGE IN FUND BALANCE</b>	<b>-1,298.90</b>	<b>-1,298.90</b>		<b>-36,791.00</b>		<b>-36,791.00</b>		<b>0.00</b>	<b>0.00</b>	<b>36,791.00</b>





FUND DEPT 2638-042 : CORONER STATUTORY FEES - CORONER

2/11/2025 4:27:14 PM

PERIOD ENDING 1/31/2025

	ACTUAL LAST YEAR			ACTUAL THIS YEAR				ENCUMBRANCE	BUDGET	UNENCUMBERED BALANCE
	CURRENT MONTH	YEAR TO DATE	%	CURRENT MONTH	%	YEAR TO DATE	%			
<b>REVENUES</b>										
<b>4007 CHARGES FOR SERVICES</b>										
01 CHARGES FOR SERVICES	0.00	0.00	0	200.00	0	200.00	0	0.00	0.00	-200.00
<b>4007 CHARGES FOR SERVICES TOTAL</b>	<b>0.00</b>	<b>0.00</b>	<b>0</b>	<b>200.00</b>	<b>0</b>	<b>200.00</b>	<b>0</b>	<b>0.00</b>	<b>0.00</b>	<b>-200.00</b>
<b>TOTAL REVENUES</b>	<b>0.00</b>	<b>0.00</b>	<b>0</b>	<b>200.00</b>	<b>0</b>	<b>200.00</b>	<b>0</b>	<b>0.00</b>	<b>0.00</b>	<b>-200.00</b>
<b>EXPENDITURES</b>										
<b>5010 COMMODITIES</b>										
02 OFFICE SUPPLIES	40.99	40.99	7	0.00	0	0.00	0	0.00	0.00	0.00
05 FOOD NON-TRAVEL	0.00	0.00	0	67.88	100	67.88	100	0.00	68.00	0.12
12 UNIFORMS/CLOTHING	0.00	0.00	0	495.00	0	495.00	0	0.00	0.00	-495.00
17 EQUIPMENT LESS THAN \$5000	37.52	37.52	0	0.00	0	0.00	0	0.00	0.00	0.00
19 OPERATIONAL SUPPLIES	0.00	0.00	0	0.00	0	0.00	0	0.00	-68.00	-68.00
<b>5010 COMMODITIES TOTAL</b>	<b>78.51</b>	<b>78.51</b>	<b>0</b>	<b>562.88</b>	<b>0</b>	<b>562.88</b>	<b>0</b>	<b>0.00</b>	<b>0.00</b>	<b>-562.88</b>
<b>5020 SERVICES</b>										
21 DUES, LICENSE & MEMBERSHIP	825.00	825.00	41	0.00	0	0.00	0	0.00	0.00	0.00
48 PHONE/INTERNET	655.59	655.59	7	496.06	0	496.06	0	0.00	0.00	-496.06
<b>5020 SERVICES TOTAL</b>	<b>1,480.59</b>	<b>1,480.59</b>	<b>5</b>	<b>496.06</b>	<b>0</b>	<b>496.06</b>	<b>0</b>	<b>0.00</b>	<b>0.00</b>	<b>-496.06</b>
<b>TOTAL EXPENDITURES</b>	<b>1,559.10</b>	<b>1,559.10</b>	<b>1</b>	<b>1,058.94</b>	<b>0</b>	<b>1,058.94</b>	<b>0</b>	<b>0.00</b>	<b>0.00</b>	<b>-1,058.94</b>
<b>OTHER FINANCING SOURCES (USES)</b>										
<b>TOTAL OTHER FINANCING SOURCES (USES)</b>	<b>0.00</b>	<b>0.00</b>		<b>0.00</b>		<b>0.00</b>		<b>0.00</b>	<b>0.00</b>	<b>0.00</b>
<b>NET CHANGE IN FUND BALANCE</b>	<b>-1,559.10</b>	<b>-1,559.10</b>		<b>-858.94</b>		<b>-858.94</b>		<b>0.00</b>	<b>0.00</b>	<b>858.94</b>




**FUND DEPT 2638-140 : CORONER STATUTORY FEES - CORRECTIONAL CENTER**

2/11/2025 4:27:14 PM

**PERIOD ENDING 1/31/2025**

	ACTUAL LAST YEAR			ACTUAL THIS YEAR				ENCUMBRANCE	BUDGET	UNENCUMBERED BALANCE
	CURRENT MONTH	YEAR TO DATE	%	CURRENT MONTH	%	YEAR TO DATE	%			
<b>EXPENDITURES</b>										
<b>TOTAL EXPENDITURES</b>	0.00	0.00	0	0.00	0	0.00	0	0.00	0.00	0.00
<b>NET CHANGE IN FUND BALANCE</b>	0.00	0.00		0.00		0.00		0.00	0.00	0.00



FUND DEPT 2658-140 : JAIL COMMISSARY - CORRECTIONAL CENTER

2/11/2025 4:27:14 PM

PERIOD ENDING 1/31/2025

	ACTUAL LAST YEAR			ACTUAL THIS YEAR				ENCUMBRANCE	BUDGET	UNENCUMBERED BALANCE
	CURRENT MONTH	YEAR TO DATE	%	CURRENT MONTH	%	YEAR TO DATE	%			
<b>REVENUES</b>										
<b>4008 INVESTMENT EARNINGS</b>										
01 INVESTMENT INTEREST	-6,672.25	-6,672.25	-44	0.00	0	0.00	0	0.00	0.00	0.00
<b>4008 INVESTMENT EARNINGS TOTAL</b>	<b>-6,672.25</b>	<b>-6,672.25</b>	<b>-44</b>	<b>0.00</b>	<b>0</b>	<b>0.00</b>	<b>0</b>	<b>0.00</b>	<b>0.00</b>	<b>0.00</b>
<b>TOTAL REVENUES</b>	<b>-6,672.25</b>	<b>-6,672.25</b>	<b>-6</b>	<b>0.00</b>	<b>0</b>	<b>0.00</b>	<b>0</b>	<b>0.00</b>	<b>0.00</b>	<b>0.00</b>
<b>EXPENDITURES</b>										
<b>5010 COMMODITIES</b>										
19 OPERATIONAL SUPPLIES	178.85	178.85	2	1,727.07	0	1,727.07	0	0.00	0.00	-1,727.07
<b>5010 COMMODITIES TOTAL</b>	<b>178.85</b>	<b>178.85</b>	<b>1</b>	<b>1,727.07</b>	<b>0</b>	<b>1,727.07</b>	<b>0</b>	<b>0.00</b>	<b>0.00</b>	<b>-1,727.07</b>
<b>5020 SERVICES</b>										
11 UTILITIES	32.62	32.62	15	17.81	0	17.81	0	0.00	0.00	-17.81
14 FINANCE CHARGES AND BANK FEES	0.00	0.00	0	52.28	0	52.28	0	0.00	0.00	-52.28
22 OPERATIONAL SERVICES	417.00	417.00	3	692.00	0	692.00	0	0.00	0.00	-692.00
<b>5020 SERVICES TOTAL</b>	<b>449.62</b>	<b>449.62</b>	<b>3</b>	<b>762.09</b>	<b>0</b>	<b>762.09</b>	<b>0</b>	<b>0.00</b>	<b>0.00</b>	<b>-762.09</b>
<b>TOTAL EXPENDITURES</b>	<b>628.47</b>	<b>628.47</b>	<b>1</b>	<b>2,489.16</b>	<b>0</b>	<b>2,489.16</b>	<b>0</b>	<b>0.00</b>	<b>0.00</b>	<b>-2,489.16</b>
<b>NET CHANGE IN FUND BALANCE</b>	<b>-7,300.72</b>	<b>-7,300.72</b>		<b>-2,489.16</b>		<b>-2,489.16</b>		<b>0.00</b>	<b>0.00</b>	<b>2,489.16</b>




**FUND DEPT 2659-140 : COUNTY JAIL MEDICAL COSTS - CORRECTIONAL CENTER**

2/11/2025 4:27:14 PM

**PERIOD ENDING 1/31/2025**

	ACTUAL LAST YEAR			ACTUAL THIS YEAR				ENCUMBRANCE	BUDGET	UNENCUMBERED BALANCE
	CURRENT MONTH	YEAR TO DATE	%	CURRENT MONTH	%	YEAR TO DATE	%			
<b>REVENUES</b>										
<b>4008 INVESTMENT EARNINGS</b>										
01 INVESTMENT INTEREST	-82.52	-82.52	-825	0.00	0	0.00	0	0.00	0.00	0.00
<b>4008 INVESTMENT EARNINGS TOTAL</b>	<b>-82.52</b>	<b>-82.52</b>	<b>-825</b>	<b>0.00</b>	<b>0</b>	<b>0.00</b>	<b>0</b>	<b>0.00</b>	<b>0.00</b>	<b>0.00</b>
<b>TOTAL REVENUES</b>	<b>-82.52</b>	<b>-82.52</b>	<b>-1</b>	<b>0.00</b>	<b>0</b>	<b>0.00</b>	<b>0</b>	<b>0.00</b>	<b>0.00</b>	<b>0.00</b>
<b>OTHER FINANCING SOURCES (USES)</b>										
<b>TOTAL OTHER FINANCING SOURCES (USES)</b>	<b>0.00</b>	<b>0.00</b>		<b>0.00</b>		<b>0.00</b>		<b>0.00</b>	<b>0.00</b>	<b>0.00</b>
<b>NET CHANGE IN FUND BALANCE</b>	<b>-82.52</b>	<b>-82.52</b>		<b>0.00</b>		<b>0.00</b>		<b>0.00</b>	<b>0.00</b>	<b>0.00</b>



FUND DEPT 2670-022 : COUNTY CLK AUTOMATION FND - COUNTY CLERK

2/11/2025 4:27:14 PM

PERIOD ENDING 1/31/2025

	ACTUAL LAST YEAR			ACTUAL THIS YEAR				ENCUMBRANCE	BUDGET	UNENCUMBERED BALANCE
	CURRENT MONTH	YEAR TO DATE	%	CURRENT MONTH	%	YEAR TO DATE	%			
<b>REVENUES</b>										
<b>4007 CHARGES FOR SERVICES</b>										
01 CHARGES FOR SERVICES	0.00	0.00	0	1,760.00	0	1,760.00	0	0.00	0.00	-1,760.00
<b>4007 CHARGES FOR SERVICES TOTAL</b>	<b>0.00</b>	<b>0.00</b>	<b>0</b>	<b>1,760.00</b>	<b>0</b>	<b>1,760.00</b>	<b>0</b>	<b>0.00</b>	<b>0.00</b>	<b>-1,760.00</b>
<b>4008 INVESTMENT EARNINGS</b>										
01 INVESTMENT INTEREST	-412.13	-412.13	-103	0.00	0	0.00	0	0.00	0.00	0.00
<b>4008 INVESTMENT EARNINGS TOTAL</b>	<b>-412.13</b>	<b>-412.13</b>	<b>-103</b>	<b>0.00</b>	<b>0</b>	<b>0.00</b>	<b>0</b>	<b>0.00</b>	<b>0.00</b>	<b>0.00</b>
<b>TOTAL REVENUES</b>	<b>-412.13</b>	<b>-412.13</b>	<b>-1</b>	<b>1,760.00</b>	<b>0</b>	<b>1,760.00</b>	<b>0</b>	<b>0.00</b>	<b>0.00</b>	<b>-1,760.00</b>
<b>EXPENDITURES</b>										
<b>TOTAL EXPENDITURES</b>	<b>0.00</b>	<b>0.00</b>	<b>0</b>	<b>0.00</b>	<b>0</b>	<b>0.00</b>	<b>0</b>	<b>0.00</b>	<b>0.00</b>	<b>0.00</b>
<b>NET CHANGE IN FUND BALANCE</b>	<b>-412.13</b>	<b>-412.13</b>		<b>1,760.00</b>		<b>1,760.00</b>		<b>0.00</b>	<b>0.00</b>	<b>-1,760.00</b>



PERIOD ENDING 1/31/2025

	ACTUAL LAST YEAR			ACTUAL THIS YEAR				ENCUMBRANCE	BUDGET	UNENCUMBERED BALANCE
	CURRENT MONTH	YEAR TO DATE	%	CURRENT MONTH	%	YEAR TO DATE	%			
<b>REVENUES</b>										
<b>4008 INVESTMENT EARNINGS</b>										
01 INVESTMENT INTEREST	-2,123.84	-2,123.84	0	0.00	0	0.00	0	0.00	0.00	0.00
<b>4008 INVESTMENT EARNINGS TOTAL</b>	<b>-2,123.84</b>	<b>-2,123.84</b>	<b>0</b>	<b>0.00</b>	<b>0</b>	<b>0.00</b>	<b>0</b>	<b>0.00</b>	<b>0.00</b>	<b>0.00</b>
<b>TOTAL REVENUES</b>	<b>-2,123.84</b>	<b>-2,123.84</b>	<b>-1</b>	<b>0.00</b>	<b>0</b>	<b>0.00</b>	<b>0</b>	<b>0.00</b>	<b>0.00</b>	<b>0.00</b>
<b>EXPENDITURES</b>										
<b>TOTAL EXPENDITURES</b>	<b>0.00</b>	<b>0.00</b>	<b>0</b>	<b>0.00</b>	<b>0</b>	<b>0.00</b>	<b>0</b>	<b>0.00</b>	<b>0.00</b>	<b>0.00</b>
<b>OTHER FINANCING SOURCES (USES)</b>										
<b>TOTAL OTHER FINANCING SOURCES (USES)</b>	<b>0.00</b>	<b>0.00</b>		<b>0.00</b>		<b>0.00</b>		<b>0.00</b>	<b>0.00</b>	<b>0.00</b>
<b>NET CHANGE IN FUND BALANCE</b>	<b>-2,123.84</b>	<b>-2,123.84</b>		<b>0.00</b>		<b>0.00</b>		<b>0.00</b>	<b>0.00</b>	<b>0.00</b>



**FUND DEPT 2675-041 : VICTIM ADVOCACY GRT-ICJIA - STATES ATTORNEY**

2/11/2025 4:27:14 PM

**PERIOD ENDING 1/31/2025**

	ACTUAL LAST YEAR			ACTUAL THIS YEAR				ENCUMBRANCE	BUDGET	UNENCUMBERED BALANCE
	CURRENT MONTH	YEAR TO DATE	%	CURRENT MONTH	%	YEAR TO DATE	%			
<b>REVENUES</b>										
<b>TOTAL REVENUES</b>	0.00	0.00	0	0.00	0	0.00	0	0.00	0.00	0.00
<b>EXPENDITURES</b>										
<b>TOTAL EXPENDITURES</b>	0.00	0.00	0	0.00	0	0.00	0	0.00	0.00	0.00
<b>OTHER FINANCING SOURCES (USES)</b>										
<b>TOTAL OTHER FINANCING SOURCES (USES)</b>	0.00	0.00		0.00		0.00		0.00	0.00	0.00
<b>NET CHANGE IN FUND BALANCE</b>	0.00	0.00		0.00		0.00		0.00	0.00	0.00



**FUND DEPT 2676-011 : SOLID WASTE MANAGEMENT - SOLID WASTE MGMT**

2/11/2025 4:27:14 PM

**PERIOD ENDING 1/31/2025**

	ACTUAL LAST YEAR			ACTUAL THIS YEAR				ENCUMBRANCE	BUDGET	UNENCUMBERED BALANCE
	CURRENT MONTH	YEAR TO DATE	%	CURRENT MONTH	%	YEAR TO DATE	%			
<b>REVENUES</b>										
<b>4008 INVESTMENT EARNINGS</b>										
01 INVESTMENT INTEREST	-184.02	-184.02	-114	0.00	0	0.00	0	0.00	0.00	0.00
<b>4008 INVESTMENT EARNINGS TOTAL</b>	<b>-184.02</b>	<b>-184.02</b>	<b>-114</b>	<b>0.00</b>	<b>0</b>	<b>0.00</b>	<b>0</b>	<b>0.00</b>	<b>0.00</b>	<b>0.00</b>
<b>TOTAL REVENUES</b>	<b>-184.02</b>	<b>-184.02</b>	<b>-1</b>	<b>0.00</b>	<b>0</b>	<b>0.00</b>	<b>0</b>	<b>0.00</b>	<b>0.00</b>	<b>0.00</b>
<b>EXPENDITURES</b>										
<b>TOTAL EXPENDITURES</b>	<b>0.00</b>	<b>0.00</b>	<b>0</b>	<b>0.00</b>	<b>0</b>	<b>0.00</b>	<b>0</b>	<b>0.00</b>	<b>0.00</b>	<b>0.00</b>
<b>NET CHANGE IN FUND BALANCE</b>	<b>-184.02</b>	<b>-184.02</b>		<b>0.00</b>		<b>0.00</b>		<b>0.00</b>	<b>0.00</b>	<b>0.00</b>





FUND DEPT 2679-179 : CHILD ADVOCACY CENTER - CHILD ADVOCACY CENTER

2/11/2025 4:27:14 PM

PERIOD ENDING 1/31/2025

	ACTUAL LAST YEAR			ACTUAL THIS YEAR				ENCUMBRANCE	BUDGET	UNENCUMBERED BALANCE
	CURRENT MONTH	YEAR TO DATE	%	CURRENT MONTH	%	YEAR TO DATE	%			
<b>REVENUES</b>										
<b>4004 INTERGOVERNMENTAL REVENUE</b>										
11 STATE - OTHER (NON-MANDATORY)	11,029.25	11,029.25	6	0.00	0	0.00	0	0.00	0.00	0.00
76 OTHER INTERGOVERNMENTAL	6,408.33	6,408.33	7	0.00	0	0.00	0	0.00	0.00	0.00
<b>4004 INTERGOVERNMENTAL REVENUE TOTAL</b>	<b>17,437.58</b>	<b>17,437.58</b>	<b>4</b>	<b>0.00</b>	<b>0</b>	<b>0.00</b>	<b>0</b>	<b>0.00</b>	<b>0.00</b>	<b>0.00</b>
<b>4008 INVESTMENT EARNINGS</b>										
01 INVESTMENT INTEREST	-666.27	-666.27	0	0.00	0	0.00	0	0.00	0.00	0.00
<b>4008 INVESTMENT EARNINGS TOTAL</b>	<b>-666.27</b>	<b>-666.27</b>	<b>0</b>	<b>0.00</b>	<b>0</b>	<b>0.00</b>	<b>0</b>	<b>0.00</b>	<b>0.00</b>	<b>0.00</b>
<b>TOTAL REVENUES</b>	<b>16,771.31</b>	<b>16,771.31</b>	<b>4</b>	<b>0.00</b>	<b>0</b>	<b>0.00</b>	<b>0</b>	<b>0.00</b>	<b>0.00</b>	<b>0.00</b>
<b>EXPENDITURES</b>										
<b>5001 SALARIES AND WAGES</b>										
02 APPOINTED OFFICIAL SALARY	4,131.00	4,131.00	6	0.00	0	0.00	0	0.00	0.00	0.00
03 REGULAR FULL-TIME EMPLOYEES	6,737.10	6,737.10	6	9,456.99	0	9,456.99	0	0.00	0.00	-9,456.99
<b>5001 SALARIES AND WAGES TOTAL</b>	<b>10,868.10</b>	<b>10,868.10</b>	<b>6</b>	<b>9,456.99</b>	<b>0</b>	<b>9,456.99</b>	<b>0</b>	<b>0.00</b>	<b>0.00</b>	<b>-9,456.99</b>
<b>5003 FRINGE BENEFITS</b>										
04 WORKERS' COMPENSATION INSURANC	0.00	0.00	0	46.50	0	46.50	0	0.00	0.00	-46.50
06 EE HEALTH/LIFE	2,665.55	2,665.55	7	1,459.54	0	1,459.54	0	0.00	0.00	-1,459.54
<b>5003 FRINGE BENEFITS TOTAL</b>	<b>2,665.55</b>	<b>2,665.55</b>	<b>4</b>	<b>1,506.04</b>	<b>0</b>	<b>1,506.04</b>	<b>0</b>	<b>0.00</b>	<b>0.00</b>	<b>-1,506.04</b>
<b>5020 SERVICES</b>										
03 TRAVEL COSTS	40.60	40.60	4	0.00	0	0.00	0	0.00	0.00	0.00
11 UTILITIES	237.23	237.23	8	0.00	0	0.00	0	0.00	0.00	0.00
13 RENT	1,980.85	1,980.85	8	0.00	0	0.00	0	0.00	0.00	0.00
22 OPERATIONAL SERVICES	129.00	129.00	7	0.00	0	0.00	0	0.00	0.00	0.00
46 EQUIP LEASE/EQUIP RENT	182.45	182.45	8	0.00	0	0.00	0	0.00	0.00	0.00




FUND DEPT 2679-179 : CHILD ADVOCACY CENTER - CHILD ADVOCACY CENTER

2/11/2025 4:27:14 PM

PERIOD ENDING 1/31/2025

	ACTUAL LAST YEAR			ACTUAL THIS YEAR				ENCUMBRANCE	BUDGET	UNENCUMBERED BALANCE
	CURRENT MONTH	YEAR TO DATE	%	CURRENT MONTH	%	YEAR TO DATE	%			
48 PHONE/INTERNET	301.00	301.00	18	120.00	0	120.00	0	0.00	0.00	-120.00
<b>5020 SERVICES TOTAL</b>	<b>2,871.13</b>	<b>2,871.13</b>	<b>2</b>	<b>120.00</b>	<b>0</b>	<b>120.00</b>	<b>0</b>	<b>0.00</b>	<b>0.00</b>	<b>-120.00</b>
<b>TOTAL EXPENDITURES</b>	<b>16,404.78</b>	<b>16,404.78</b>	<b>4</b>	<b>11,083.03</b>	<b>0</b>	<b>11,083.03</b>	<b>0</b>	<b>0.00</b>	<b>0.00</b>	<b>-11,083.03</b>
<b>NET CHANGE IN FUND BALANCE</b>	<b>366.53</b>	<b>366.53</b>		<b>-11,083.03</b>		<b>-11,083.03</b>		<b>0.00</b>	<b>0.00</b>	<b>11,083.03</b>



FUND DEPT 2680-075 : OPIOID SETTLEMENT FUND - GENERAL COUNTY

2/11/2025 4:27:14 PM

PERIOD ENDING 1/31/2025

	ACTUAL LAST YEAR			ACTUAL THIS YEAR				ENCUMBRANCE	BUDGET	UNENCUMBERED BALANCE
	CURRENT MONTH	YEAR TO DATE	%	CURRENT MONTH	%	YEAR TO DATE	%			
<b>REVENUES</b>										
<i>TOTAL REVENUES</i>	0.00	0.00	0	0.00	0	0.00	0	0.00	0.00	0.00
<b>EXPENDITURES</b>										
<i>TOTAL EXPENDITURES</i>	0.00	0.00	0	0.00	0	0.00	0	0.00	0.00	0.00
<b>OTHER FINANCING SOURCES (USES)</b>										
<i>TOTAL OTHER FINANCING SOURCES (USES)</i>	0.00	0.00		0.00		0.00		0.00	0.00	0.00
<b>NET CHANGE IN FUND BALANCE</b>	<b>0.00</b>	<b>0.00</b>		<b>0.00</b>		<b>0.00</b>		<b>0.00</b>	<b>0.00</b>	<b>0.00</b>



FUND DEPT 2685-031 : SPECIALTY COURTS FUND - CIRCUIT COURT

2/11/2025 4:27:14 PM

PERIOD ENDING 1/31/2025

	ACTUAL LAST YEAR			ACTUAL THIS YEAR				ENCUMBRANCE	BUDGET	UNENCUMBERED BALANCE
	CURRENT MONTH	YEAR TO DATE	%	CURRENT MONTH	%	YEAR TO DATE	%			
<b>REVENUES</b>										
<b>4008 INVESTMENT EARNINGS</b>										
01 INVESTMENT INTEREST	-1,264.47	-1,264.47	-49	0.00	0	0.00	0	0.00	0.00	0.00
<b>4008 INVESTMENT EARNINGS TOTAL</b>	<b>-1,264.47</b>	<b>-1,264.47</b>	<b>-49</b>	<b>0.00</b>	<b>0</b>	<b>0.00</b>	<b>0</b>	<b>0.00</b>	<b>0.00</b>	<b>0.00</b>
<b>TOTAL REVENUES</b>	<b>-1,264.47</b>	<b>-1,264.47</b>	<b>-2</b>	<b>0.00</b>	<b>0</b>	<b>0.00</b>	<b>0</b>	<b>0.00</b>	<b>0.00</b>	<b>0.00</b>
<b>EXPENDITURES</b>										
<b>5001 SALARIES AND WAGES</b>										
03 REGULAR FULL-TIME EMPLOYEES	2,976.75	2,976.75	3	3,814.60	0	3,814.60	0	0.00	0.00	-3,814.60
<b>5001 SALARIES AND WAGES TOTAL</b>	<b>2,976.75</b>	<b>2,976.75</b>	<b>3</b>	<b>3,814.60</b>	<b>0</b>	<b>3,814.60</b>	<b>0</b>	<b>0.00</b>	<b>0.00</b>	<b>-3,814.60</b>
<b>5003 FRINGE BENEFITS</b>										
04 WORKERS' COMPENSATION INSURANC	0.00	0.00	0	16.78	0	16.78	0	0.00	0.00	-16.78
<b>5003 FRINGE BENEFITS TOTAL</b>	<b>0.00</b>	<b>0.00</b>	<b>0</b>	<b>16.78</b>	<b>0</b>	<b>16.78</b>	<b>0</b>	<b>0.00</b>	<b>0.00</b>	<b>-16.78</b>
<b>5020 SERVICES</b>										
39 CLIENT RENT/HLTHSAF/TUITION	0.00	0.00	0	218.43	0	218.43	0	0.00	0.00	-218.43
48 PHONE/INTERNET	96.62	96.62	15	81.34	0	81.34	0	0.00	0.00	-81.34
<b>5020 SERVICES TOTAL</b>	<b>96.62</b>	<b>96.62</b>	<b>0</b>	<b>299.77</b>	<b>0</b>	<b>299.77</b>	<b>0</b>	<b>0.00</b>	<b>0.00</b>	<b>-299.77</b>
<b>TOTAL EXPENDITURES</b>	<b>3,073.37</b>	<b>3,073.37</b>	<b>1</b>	<b>4,131.15</b>	<b>0</b>	<b>4,131.15</b>	<b>0</b>	<b>0.00</b>	<b>0.00</b>	<b>-4,131.15</b>
<b>OTHER FINANCING SOURCES (USES)</b>										
<b>TOTAL OTHER FINANCING SOURCES (USES)</b>	<b>0.00</b>	<b>0.00</b>		<b>0.00</b>		<b>0.00</b>		<b>0.00</b>	<b>0.00</b>	<b>0.00</b>
<b>NET CHANGE IN FUND BALANCE</b>	<b>-4,337.84</b>	<b>-4,337.84</b>		<b>-4,131.15</b>		<b>-4,131.15</b>		<b>0.00</b>	<b>0.00</b>	<b>4,131.15</b>



**FUND DEPT 2685-140 : SPECIALTY COURTS FUND - CORRECTIONAL CENTER**

2/11/2025 4:27:14 PM

**PERIOD ENDING 1/31/2025**

	ACTUAL LAST YEAR			ACTUAL THIS YEAR				ENCUMBRANCE	BUDGET	UNENCUMBERED BALANCE
	CURRENT MONTH	YEAR TO DATE	%	CURRENT MONTH	%	YEAR TO DATE	%			
<b>REVENUES</b>										
<b>TOTAL REVENUES</b>	0.00	0.00	0	0.00	0	0.00	0	0.00	0.00	0.00
<b>NET CHANGE IN FUND BALANCE</b>	0.00	0.00		0.00		0.00		0.00	0.00	0.00




FUND DEPT 2840-016 : ARPA - ADMINISTRATIVE SERVICES

2/11/2025 4:27:14 PM

PERIOD ENDING 1/31/2025

	ACTUAL LAST YEAR			ACTUAL THIS YEAR				ENCUMBRANCE	BUDGET	UNENCUMBERED BALANCE
	CURRENT MONTH	YEAR TO DATE	%	CURRENT MONTH	%	YEAR TO DATE	%			
<b>REVENUES</b>										
<b>4008 INVESTMENT EARNINGS</b>										
01 INVESTMENT INTEREST	4,666.54	4,666.54	5	0.00	0	0.00	0	0.00	0.00	0.00
<b>4008 INVESTMENT EARNINGS TOTAL</b>	<b>4,666.54</b>	<b>4,666.54</b>	<b>5</b>	<b>0.00</b>	<b>0</b>	<b>0.00</b>	<b>0</b>	<b>0.00</b>	<b>0.00</b>	<b>0.00</b>
<b>TOTAL REVENUES</b>	<b>4,666.54</b>	<b>4,666.54</b>	<b>5</b>	<b>0.00</b>	<b>0</b>	<b>0.00</b>	<b>0</b>	<b>0.00</b>	<b>0.00</b>	<b>0.00</b>
<b>EXPENDITURES</b>										
<b>5001 SALARIES AND WAGES</b>										
05 TEMPORARY STAFF	0.00	0.00	0	1,391.00	0	1,391.00	0	0.00	0.00	-1,391.00
<b>5001 SALARIES AND WAGES TOTAL</b>	<b>0.00</b>	<b>0.00</b>	<b>0</b>	<b>1,391.00</b>	<b>0</b>	<b>1,391.00</b>	<b>0</b>	<b>0.00</b>	<b>0.00</b>	<b>-1,391.00</b>
<b>5003 FRINGE BENEFITS</b>										
04 WORKERS' COMPENSATION INSURANC	0.00	0.00	0	2.12	0	2.12	0	0.00	0.00	-2.12
<b>5003 FRINGE BENEFITS TOTAL</b>	<b>0.00</b>	<b>0.00</b>	<b>0</b>	<b>2.12</b>	<b>0</b>	<b>2.12</b>	<b>0</b>	<b>0.00</b>	<b>0.00</b>	<b>-2.12</b>
<b>TOTAL EXPENDITURES</b>	<b>0.00</b>	<b>0.00</b>	<b>0</b>	<b>1,393.12</b>	<b>0</b>	<b>1,393.12</b>	<b>0</b>	<b>0.00</b>	<b>0.00</b>	<b>-1,393.12</b>
<b>OTHER FINANCING SOURCES (USES)</b>										
<b>7001 OTHER FINANCING USES</b>										
01 TRANSFERS OUT	0.00	0.00	0	-4,627.24	0	-4,627.24	0	0.00	0.00	4,627.24
<b>7001 OTHER FINANCING USES TOTAL</b>	<b>0.00</b>	<b>0.00</b>	<b>0</b>	<b>-4,627.24</b>	<b>0</b>	<b>-4,627.24</b>	<b>0</b>	<b>0.00</b>	<b>0.00</b>	<b>4,627.24</b>
<b>TOTAL OTHER FINANCING SOURCES (USES)</b>	<b>0.00</b>	<b>0.00</b>		<b>-4,627.24</b>		<b>-4,627.24</b>		<b>0.00</b>	<b>0.00</b>	<b>4,627.24</b>
<b>NET CHANGE IN FUND BALANCE</b>	<b>4,666.54</b>	<b>4,666.54</b>		<b>-6,020.36</b>		<b>-6,020.36</b>		<b>0.00</b>	<b>0.00</b>	<b>6,020.36</b>



**FUND DEPT 2840-043 : ARPA - EMERGENCY MGMT AGCY (EMA)**

2/11/2025 4:27:14 PM

**PERIOD ENDING 1/31/2025**

	ACTUAL LAST YEAR			ACTUAL THIS YEAR				ENCUMBRANCE	BUDGET	UNENCUMBERED BALANCE
	CURRENT MONTH	YEAR TO DATE	%	CURRENT MONTH	%	YEAR TO DATE	%			
<b>REVENUES</b>										
<b>TOTAL REVENUES</b>	0.00	0.00	0	0.00	0	0.00	0	0.00	0.00	0.00
<b>EXPENDITURES</b>										
<b>TOTAL EXPENDITURES</b>	0.00	0.00	0	0.00	0	0.00	0	0.00	0.00	0.00
<b>NET CHANGE IN FUND BALANCE</b>	0.00	0.00		0.00		0.00		0.00	0.00	0.00




FUND DEPT 2840-075 : ARPA - GENERAL COUNTY

2/11/2025 4:27:14 PM

PERIOD ENDING 1/31/2025

	ACTUAL LAST YEAR			ACTUAL THIS YEAR				ENCUMBRANCE	BUDGET	UNENCUMBERED BALANCE
	CURRENT MONTH	YEAR TO DATE	%	CURRENT MONTH	%	YEAR TO DATE	%			
<b>EXPENDITURES</b>										
<b>5001 SALARIES AND WAGES</b>										
03 REGULAR FULL-TIME EMPLOYEES	1,159.95	1,159.95	0	0.00	0	0.00	0	0.00	0.00	0.00
05 TEMPORARY STAFF	0.00	0.00	0	1,080.00	0	1,080.00	0	0.00	0.00	-1,080.00
<b>5001 SALARIES AND WAGES TOTAL</b>	<b>1,159.95</b>	<b>1,159.95</b>	<b>0</b>	<b>1,080.00</b>	<b>0</b>	<b>1,080.00</b>	<b>0</b>	<b>0.00</b>	<b>0.00</b>	<b>-1,080.00</b>
<b>5003 FRINGE BENEFITS</b>										
05 UNEMPLOYMENT INSURANCE	-107.03	-107.03	0	0.00	0	0.00	0	0.00	0.00	0.00
<b>5003 FRINGE BENEFITS TOTAL</b>	<b>-107.03</b>	<b>-107.03</b>	<b>0</b>	<b>0.00</b>	<b>0</b>	<b>0.00</b>	<b>0</b>	<b>0.00</b>	<b>0.00</b>	<b>0.00</b>
<b>5010 COMMODITIES</b>										
17 EQUIPMENT LESS THAN \$5000	0.00	0.00	0	0.00	0	0.00	0	0.00	25,000.00	25,000.00
<b>5010 COMMODITIES TOTAL</b>	<b>0.00</b>	<b>0.00</b>	<b>0</b>	<b>0.00</b>	<b>0</b>	<b>0.00</b>	<b>0</b>	<b>0.00</b>	<b>25,000.00</b>	<b>25,000.00</b>
<b>5020 SERVICES</b>										
01 PROFESSIONAL SERVICES	3,005.13	3,005.13	0	0.00	0	0.00	0	0.00	0.00	0.00
25 CONTRIBUTIONS & GRANTS	268,649.33	268,649.33	4	341,367.53	0	341,367.53	0	0.00	0.00	-341,367.53
47 SOFTWARE LICENSE & SAAS	0.00	0.00	0	800.00	0	800.00	0	0.00	0.00	-800.00
<b>5020 SERVICES TOTAL</b>	<b>271,654.46</b>	<b>271,654.46</b>	<b>3</b>	<b>342,167.53</b>	<b>0</b>	<b>342,167.53</b>	<b>0</b>	<b>0.00</b>	<b>0.00</b>	<b>-342,167.53</b>
<b>8000 CAPITAL OUTLAY</b>										
201 INFRASTRUCTURE	0.00	0.00	0	0.00	0	0.00	0	0.00	-280,000.00	-280,000.00
401 EQUIPMENT	0.00	0.00	0	0.00	0	0.00	0	254,405.28	255,000.00	594.72
<b>8000 CAPITAL OUTLAY TOTAL</b>	<b>0.00</b>	<b>0.00</b>	<b>0</b>	<b>0.00</b>	<b>0</b>	<b>0.00</b>	<b>0</b>	<b>254,405.28</b>	<b>-25,000.00</b>	<b>-279,405.28</b>
<b>TOTAL EXPENDITURES</b>	<b>272,707.38</b>	<b>272,707.38</b>	<b>1</b>	<b>343,247.53</b>	<b>0</b>	<b>343,247.53</b>	<b>0</b>	<b>254,405.28</b>	<b>0.00</b>	<b>-597,652.81</b>
<b>OTHER FINANCING SOURCES (USES)</b>										
<b>TOTAL OTHER FINANCING SOURCES (USES)</b>	<b>0.00</b>	<b>0.00</b>		<b>0.00</b>		<b>0.00</b>		<b>0.00</b>	<b>0.00</b>	<b>0.00</b>
<b>NET CHANGE IN FUND BALANCE</b>	<b>-272,707.38</b>	<b>-272,707.38</b>		<b>-343,247.53</b>		<b>-343,247.53</b>		<b>-254,405.28</b>	<b>0.00</b>	<b>597,652.81</b>





FUND DEPT 2932-932 : INDOOR CLIMATE RESOURCES AGENCY - INDOOR CLIMATE RESOURCES AGENCY

2/11/2025 4:27:14 PM

PERIOD ENDING 1/31/2025

	ACTUAL LAST YEAR			ACTUAL THIS YEAR				ENCUMBRANCE	BUDGET	UNENCUMBERED BALANCE
	CURRENT MONTH	YEAR TO DATE	%	CURRENT MONTH	%	YEAR TO DATE	%			
<b>REVENUES</b>										
<b>TOTAL REVENUES</b>	0.00	0.00	0	0.00	0	0.00	0	0.00	0.00	0.00
<b>EXPENDITURES</b>										
<b>TOTAL EXPENDITURES</b>	0.00	0.00	0	0.00	0	0.00	0	0.00	0.00	0.00
<b>NET CHANGE IN FUND BALANCE</b>	0.00	0.00		0.00		0.00		0.00	0.00	0.00




FUND DEPT 3105-010 : CAPITAL ASSET REPLCMT FND - COUNTY BOARD

2/11/2025 4:27:14 PM

PERIOD ENDING 1/31/2025

	ACTUAL LAST YEAR			ACTUAL THIS YEAR				ENCUMBRANCE	BUDGET	UNENCUMBERED BALANCE
	CURRENT MONTH	YEAR TO DATE	%	CURRENT MONTH	%	YEAR TO DATE	%			
<b>REVENUES</b>										
<b>4008 INVESTMENT EARNINGS</b>										
01 INVESTMENT INTEREST	-108,787.45	-108,787.45	-363	0.00	0	0.00	0	0.00	0.00	0.00
<b>4008 INVESTMENT EARNINGS TOTAL</b>	<b>-108,787.45</b>	<b>-108,787.45</b>	<b>-363</b>	<b>0.00</b>	<b>0</b>	<b>0.00</b>	<b>0</b>	<b>0.00</b>	<b>0.00</b>	<b>0.00</b>
<b>TOTAL REVENUES</b>	<b>-108,787.45</b>	<b>-108,787.45</b>	<b>-363</b>	<b>0.00</b>	<b>0</b>	<b>0.00</b>	<b>0</b>	<b>0.00</b>	<b>0.00</b>	<b>0.00</b>
<b>EXPENDITURES</b>										
<b>5020 SERVICES</b>										
40 ARCHITECTURE / ENGINEERING SER	16,342.50	16,342.50	2	0.00	0	0.00	0	0.00	0.00	0.00
<b>5020 SERVICES TOTAL</b>	<b>16,342.50</b>	<b>16,342.50</b>	<b>2</b>	<b>0.00</b>	<b>0</b>	<b>0.00</b>	<b>0</b>	<b>0.00</b>	<b>0.00</b>	<b>0.00</b>
<b>TOTAL EXPENDITURES</b>	<b>16,342.50</b>	<b>16,342.50</b>	<b>2</b>	<b>0.00</b>	<b>0</b>	<b>0.00</b>	<b>0</b>	<b>0.00</b>	<b>0.00</b>	<b>0.00</b>
<b>OTHER FINANCING SOURCES (USES)</b>										
<b>TOTAL OTHER FINANCING SOURCES (USES)</b>	<b>0.00</b>	<b>0.00</b>		<b>0.00</b>		<b>0.00</b>		<b>0.00</b>	<b>0.00</b>	<b>0.00</b>
<b>NET CHANGE IN FUND BALANCE</b>	<b>-125,129.95</b>	<b>-125,129.95</b>		<b>0.00</b>		<b>0.00</b>		<b>0.00</b>	<b>0.00</b>	<b>0.00</b>



**FUND DEPT 3105-016 : CAPITAL ASSET REPLCMT FND - ADMINISTRATIVE SERVICES**

2/11/2025 4:27:14 PM

**PERIOD ENDING 1/31/2025**

	ACTUAL LAST YEAR			ACTUAL THIS YEAR				ENCUMBRANCE	BUDGET	UNENCUMBERED BALANCE
	CURRENT MONTH	YEAR TO DATE	%	CURRENT MONTH	%	YEAR TO DATE	%			
<b>REVENUES</b>										
<b>TOTAL REVENUES</b>	0.00	0.00	0	0.00	0	0.00	0	0.00	0.00	0.00
<b>EXPENDITURES</b>										
<b>TOTAL EXPENDITURES</b>	0.00	0.00	0	0.00	0	0.00	0	0.00	0.00	0.00
<b>OTHER FINANCING SOURCES (USES)</b>										
<b>TOTAL OTHER FINANCING SOURCES (USES)</b>	0.00	0.00		0.00		0.00		0.00	0.00	0.00
<b>NET CHANGE IN FUND BALANCE</b>	0.00	0.00		0.00		0.00		0.00	0.00	0.00




FUND DEPT 3105-020 : CAPITAL ASSET REPLCMT FND - AUDITOR

2/11/2025 4:27:14 PM

PERIOD ENDING 1/31/2025

	ACTUAL LAST YEAR			ACTUAL THIS YEAR				ENCUMBRANCE	BUDGET	UNENCUMBERED BALANCE
	CURRENT MONTH	YEAR TO DATE	%	CURRENT MONTH	%	YEAR TO DATE	%			
<b>EXPENDITURES</b>										
<i>TOTAL EXPENDITURES</i>	0.00	0.00	0	0.00	0	0.00	0	0.00	0.00	0.00
<b>OTHER FINANCING SOURCES (USES)</b>										
<i>TOTAL OTHER FINANCING SOURCES (USES)</i>	0.00	0.00		0.00		0.00		0.00	0.00	0.00
<b>NET CHANGE IN FUND BALANCE</b>	0.00	0.00		0.00		0.00		0.00	0.00	0.00



**FUND DEPT 3105-021 : CAPITAL ASSET REPLCMT FND - BOARD OF REVIEW**

2/11/2025 4:27:14 PM

**PERIOD ENDING 1/31/2025**

	ACTUAL LAST YEAR			ACTUAL THIS YEAR				ENCUMBRANCE	BUDGET	UNENCUMBERED BALANCE
	CURRENT MONTH	YEAR TO DATE	%	CURRENT MONTH	%	YEAR TO DATE	%			
<b>EXPENDITURES</b>										
<b>TOTAL EXPENDITURES</b>	0.00	0.00	0	0.00	0	0.00	0	0.00	0.00	0.00
<b>OTHER FINANCING SOURCES (USES)</b>										
<b>TOTAL OTHER FINANCING SOURCES (USES)</b>	0.00	0.00		0.00		0.00		0.00	0.00	0.00
<b>NET CHANGE IN FUND BALANCE</b>	0.00	0.00		0.00		0.00		0.00	0.00	0.00



FUND DEPT 3105-022 : CAPITAL ASSET REPLCMT FND - COUNTY CLERK

2/11/2025 4:27:14 PM

PERIOD ENDING 1/31/2025

	ACTUAL LAST YEAR			ACTUAL THIS YEAR				ENCUMBRANCE	BUDGET	UNENCUMBERED BALANCE
	CURRENT MONTH	YEAR TO DATE	%	CURRENT MONTH	%	YEAR TO DATE	%			
<b>EXPENDITURES</b>										
<b>TOTAL EXPENDITURES</b>	0.00	0.00	0	0.00	0	0.00	0	0.00	0.00	0.00
<b>OTHER FINANCING SOURCES (USES)</b>										
<b>TOTAL OTHER FINANCING SOURCES (USES)</b>	0.00	0.00		0.00		0.00		0.00	0.00	0.00
<b>NET CHANGE IN FUND BALANCE</b>	0.00	0.00		0.00		0.00		0.00	0.00	0.00



PERIOD ENDING 1/31/2025

	ACTUAL LAST YEAR			ACTUAL THIS YEAR				ENCUMBRANCE	BUDGET	UNENCUMBERED BALANCE
	CURRENT MONTH	YEAR TO DATE	%	CURRENT MONTH	%	YEAR TO DATE	%			
<b>EXPENDITURES</b>										
<b>5020 SERVICES</b>										
47 SOFTWARE LICENSE & SAAS	22,604.17	22,604.17	100	0.00	0	0.00	0	0.00	0.00	0.00
<b>5020 SERVICES TOTAL</b>	<b>22,604.17</b>	<b>22,604.17</b>	<b>100</b>	<b>0.00</b>	<b>0</b>	<b>0.00</b>	<b>0</b>	<b>0.00</b>	<b>0.00</b>	<b>0.00</b>
<b>TOTAL EXPENDITURES</b>	<b>22,604.17</b>	<b>22,604.17</b>	<b>92</b>	<b>0.00</b>	<b>0</b>	<b>0.00</b>	<b>0</b>	<b>0.00</b>	<b>0.00</b>	<b>0.00</b>
<b>OTHER FINANCING SOURCES (USES)</b>										
<b>TOTAL OTHER FINANCING SOURCES (USES)</b>	<b>0.00</b>	<b>0.00</b>		<b>0.00</b>		<b>0.00</b>		<b>0.00</b>	<b>0.00</b>	<b>0.00</b>
<b>NET CHANGE IN FUND BALANCE</b>	<b>-22,604.17</b>	<b>-22,604.17</b>		<b>0.00</b>		<b>0.00</b>		<b>0.00</b>	<b>0.00</b>	<b>0.00</b>




**FUND DEPT 3105-026 : CAPITAL ASSET REPLCMT FND - COUNTY TREASURER**

2/11/2025 4:27:14 PM

**PERIOD ENDING 1/31/2025**

	ACTUAL LAST YEAR			ACTUAL THIS YEAR				ENCUMBRANCE	BUDGET	UNENCUMBERED BALANCE
	CURRENT MONTH	YEAR TO DATE	%	CURRENT MONTH	%	YEAR TO DATE	%			
<b>EXPENDITURES</b>										
<b>TOTAL EXPENDITURES</b>	0.00	0.00	0	0.00	0	0.00	0	0.00	0.00	0.00
<b>OTHER FINANCING SOURCES (USES)</b>										
<b>TOTAL OTHER FINANCING SOURCES (USES)</b>	0.00	0.00		0.00		0.00		0.00	0.00	0.00
<b>NET CHANGE IN FUND BALANCE</b>	0.00	0.00		0.00		0.00		0.00	0.00	0.00






FUND DEPT 3105-028 : CAPITAL ASSET REPLCMT FND - INFORMATION TECHNOLOGY (IT)

2/11/2025 4:27:14 PM

PERIOD ENDING 1/31/2025

	ACTUAL LAST YEAR			ACTUAL THIS YEAR				ENCUMBRANCE	BUDGET	UNENCUMBERED BALANCE
	CURRENT MONTH	YEAR TO DATE	%	CURRENT MONTH	%	YEAR TO DATE	%			
<b>REVENUES</b>										
<b>TOTAL REVENUES</b>	<b>0.00</b>	<b>0.00</b>	<b>0</b>	<b>0.00</b>	<b>0</b>	<b>0.00</b>	<b>0</b>	<b>0.00</b>	<b>0.00</b>	<b>0.00</b>
<b>EXPENDITURES</b>										
<b>5020 SERVICES</b>										
02 OUTSIDE SERVICES	6,325.00	6,325.00	3	0.00	0	0.00	0	0.00	0.00	0.00
47 SOFTWARE LICENSE & SAAS	118,269.66	118,269.66	17	11,169.00	0	11,169.00	0	99,340.32	0.00	-110,509.32
<b>5020 SERVICES TOTAL</b>	<b>124,594.66</b>	<b>124,594.66</b>	<b>13</b>	<b>11,169.00</b>	<b>0</b>	<b>11,169.00</b>	<b>0</b>	<b>99,340.32</b>	<b>0.00</b>	<b>-110,509.32</b>
<b>TOTAL EXPENDITURES</b>	<b>124,594.66</b>	<b>124,594.66</b>	<b>10</b>	<b>11,169.00</b>	<b>0</b>	<b>11,169.00</b>	<b>0</b>	<b>99,340.32</b>	<b>0.00</b>	<b>-110,509.32</b>
<b>OTHER FINANCING SOURCES (USES)</b>										
<b>TOTAL OTHER FINANCING SOURCES (USES)</b>	<b>0.00</b>	<b>0.00</b>		<b>0.00</b>		<b>0.00</b>		<b>0.00</b>	<b>0.00</b>	<b>0.00</b>
<b>NET CHANGE IN FUND BALANCE</b>	<b>-124,594.66</b>	<b>-124,594.66</b>		<b>-11,169.00</b>		<b>-11,169.00</b>		<b>-99,340.32</b>	<b>0.00</b>	<b>110,509.32</b>



PERIOD ENDING 1/31/2025

	ACTUAL LAST YEAR			ACTUAL THIS YEAR				ENCUMBRANCE	BUDGET	UNENCUMBERED BALANCE
	CURRENT MONTH	YEAR TO DATE	%	CURRENT MONTH	%	YEAR TO DATE	%			
<b>EXPENDITURES</b>										
<b>8000 CAPITAL OUTLAY</b>										
401 EQUIPMENT	27,193.00	27,193.00	91	0.00	0	0.00	0	0.00	0.00	0.00
<b>8000 CAPITAL OUTLAY TOTAL</b>	<b>27,193.00</b>	<b>27,193.00</b>	<b>91</b>	<b>0.00</b>	<b>0</b>	<b>0.00</b>	<b>0</b>	<b>0.00</b>	<b>0.00</b>	<b>0.00</b>
<b>TOTAL EXPENDITURES</b>	<b>27,193.00</b>	<b>27,193.00</b>	<b>81</b>	<b>0.00</b>	<b>0</b>	<b>0.00</b>	<b>0</b>	<b>0.00</b>	<b>0.00</b>	<b>0.00</b>
<b>OTHER FINANCING SOURCES (USES)</b>										
<b>TOTAL OTHER FINANCING SOURCES (USES)</b>	<b>0.00</b>	<b>0.00</b>		<b>0.00</b>		<b>0.00</b>		<b>0.00</b>	<b>0.00</b>	<b>0.00</b>
<b>NET CHANGE IN FUND BALANCE</b>	<b>-27,193.00</b>	<b>-27,193.00</b>		<b>0.00</b>		<b>0.00</b>		<b>0.00</b>	<b>0.00</b>	<b>0.00</b>



**FUND DEPT 3105-040 : CAPITAL ASSET REPLCMT FND - SHERIFF**

2/11/2025 4:27:14 PM

**PERIOD ENDING 1/31/2025**

	ACTUAL LAST YEAR			ACTUAL THIS YEAR				ENCUMBRANCE	BUDGET	UNENCUMBERED BALANCE
	CURRENT MONTH	YEAR TO DATE	%	CURRENT MONTH	%	YEAR TO DATE	%			
<b>EXPENDITURES</b>										
<b>5020 SERVICES</b>										
47 SOFTWARE LICENSE & SAAS	8,775.60	8,775.60	24	36,155.50	0	36,155.50	0	0.00	0.00	-36,155.50
<b>5020 SERVICES TOTAL</b>	<b>8,775.60</b>	<b>8,775.60</b>	<b>24</b>	<b>36,155.50</b>	<b>0</b>	<b>36,155.50</b>	<b>0</b>	<b>0.00</b>	<b>0.00</b>	<b>-36,155.50</b>
<b>TOTAL EXPENDITURES</b>	<b>8,775.60</b>	<b>8,775.60</b>	<b>14</b>	<b>36,155.50</b>	<b>0</b>	<b>36,155.50</b>	<b>0</b>	<b>0.00</b>	<b>0.00</b>	<b>-36,155.50</b>
<b>OTHER FINANCING SOURCES (USES)</b>										
<b>TOTAL OTHER FINANCING SOURCES (USES)</b>	<b>0.00</b>	<b>0.00</b>		<b>0.00</b>		<b>0.00</b>		<b>0.00</b>	<b>0.00</b>	<b>0.00</b>
<b>NET CHANGE IN FUND BALANCE</b>	<b>-8,775.60</b>	<b>-8,775.60</b>		<b>-36,155.50</b>		<b>-36,155.50</b>		<b>0.00</b>	<b>0.00</b>	<b>36,155.50</b>



PERIOD ENDING 1/31/2025

	ACTUAL LAST YEAR			ACTUAL THIS YEAR				ENCUMBRANCE	BUDGET	UNENCUMBERED BALANCE
	CURRENT MONTH	YEAR TO DATE	%	CURRENT MONTH	%	YEAR TO DATE	%			
<b>EXPENDITURES</b>										
<i>TOTAL EXPENDITURES</i>	0.00	0.00	0	0.00	0	0.00	0	0.00	0.00	0.00
<b>OTHER FINANCING SOURCES (USES)</b>										
<i>TOTAL OTHER FINANCING SOURCES (USES)</i>	0.00	0.00		0.00		0.00		0.00	0.00	0.00
<b>NET CHANGE IN FUND BALANCE</b>	0.00	0.00		0.00		0.00		0.00	0.00	0.00




FUND DEPT 3105-042 : CAPITAL ASSET REPLCMT FND - CORONER

2/11/2025 4:27:14 PM


PERIOD ENDING 1/31/2025

	ACTUAL LAST YEAR			ACTUAL THIS YEAR				ENCUMBRANCE	BUDGET	UNENCUMBERED BALANCE
	CURRENT MONTH	YEAR TO DATE	%	CURRENT MONTH	%	YEAR TO DATE	%			
<b>EXPENDITURES</b>										
<b>TOTAL EXPENDITURES</b>	0.00	0.00	0	0.00	0	0.00	0	0.00	0.00	0.00
<b>OTHER FINANCING SOURCES (USES)</b>										
<b>TOTAL OTHER FINANCING SOURCES (USES)</b>	0.00	0.00		0.00		0.00		0.00	0.00	0.00
<b>NET CHANGE IN FUND BALANCE</b>	0.00	0.00		0.00		0.00		0.00	0.00	0.00



PERIOD ENDING 1/31/2025

	ACTUAL LAST YEAR			ACTUAL THIS YEAR				ENCUMBRANCE	BUDGET	UNENCUMBERED BALANCE
	CURRENT MONTH	YEAR TO DATE	%	CURRENT MONTH	%	YEAR TO DATE	%			
<b>EXPENDITURES</b>										
<i>TOTAL EXPENDITURES</i>	0.00	0.00	0	0.00	0	0.00	0	0.00	0.00	0.00
<b>OTHER FINANCING SOURCES (USES)</b>										
<i>TOTAL OTHER FINANCING SOURCES (USES)</i>	0.00	0.00		0.00		0.00		0.00	0.00	0.00
<b>NET CHANGE IN FUND BALANCE</b>	0.00	0.00		0.00		0.00		0.00	0.00	0.00




FUND DEPT 3105-051 : CAPITAL ASSET REPLCMT FND - JUVENILE DETENTION CENTER

2/11/2025 4:27:14 PM

PERIOD ENDING 1/31/2025

	ACTUAL LAST YEAR			ACTUAL THIS YEAR				ENCUMBRANCE	BUDGET	UNENCUMBERED BALANCE
	CURRENT MONTH	YEAR TO DATE	%	CURRENT MONTH	%	YEAR TO DATE	%			
<b>EXPENDITURES</b>										
<b>5020 SERVICES</b>										
35 REPAIR & MAINT - EQUIP/AUTO	3,995.00	3,995.00	0	0.00	0	0.00	0	0.00	0.00	0.00
<b>5020 SERVICES TOTAL</b>	<b>3,995.00</b>	<b>3,995.00</b>	<b>26</b>	<b>0.00</b>	<b>0</b>	<b>0.00</b>	<b>0</b>	<b>0.00</b>	<b>0.00</b>	<b>0.00</b>
<b>TOTAL EXPENDITURES</b>	<b>3,995.00</b>	<b>3,995.00</b>	<b>5</b>	<b>0.00</b>	<b>0</b>	<b>0.00</b>	<b>0</b>	<b>0.00</b>	<b>0.00</b>	<b>0.00</b>
<b>OTHER FINANCING SOURCES (USES)</b>										
<b>TOTAL OTHER FINANCING SOURCES (USES)</b>	<b>0.00</b>	<b>0.00</b>		<b>0.00</b>		<b>0.00</b>		<b>0.00</b>	<b>0.00</b>	<b>0.00</b>
<b>NET CHANGE IN FUND BALANCE</b>	<b>-3,995.00</b>	<b>-3,995.00</b>		<b>0.00</b>		<b>0.00</b>		<b>0.00</b>	<b>0.00</b>	<b>0.00</b>



**FUND DEPT 3105-052 : CAPITAL ASSET REPLCMT FND - COURT SERVICES -PROBATION**

2/11/2025 4:27:14 PM

**PERIOD ENDING 1/31/2025**

	ACTUAL LAST YEAR			ACTUAL THIS YEAR				ENCUMBRANCE	BUDGET	UNENCUMBERED BALANCE
	CURRENT MONTH	YEAR TO DATE	%	CURRENT MONTH	%	YEAR TO DATE	%			
<b>EXPENDITURES</b>										
<b>TOTAL EXPENDITURES</b>	0.00	0.00	0	0.00	0	0.00	0	0.00	0.00	0.00
<b>OTHER FINANCING SOURCES (USES)</b>										
<b>TOTAL OTHER FINANCING SOURCES (USES)</b>	0.00	0.00		0.00		0.00		0.00	0.00	0.00
<b>NET CHANGE IN FUND BALANCE</b>	0.00	0.00		0.00		0.00		0.00	0.00	0.00





FUND DEPT 3105-059 : CAPITAL ASSET REPLCMT FND - FACILITIES PLANNING

2/11/2025 4:27:14 PM


PERIOD ENDING 1/31/2025

	ACTUAL LAST YEAR			ACTUAL THIS YEAR				ENCUMBRANCE	BUDGET	UNENCUMBERED BALANCE
	CURRENT MONTH	YEAR TO DATE	%	CURRENT MONTH	%	YEAR TO DATE	%			
<b>REVENUES</b>										
<b>4008 INVESTMENT EARNINGS</b>										
01 INVESTMENT INTEREST	126,898.38	126,898.38	0	0.00	0	0.00	0	0.00	0.00	0.00
<b>4008 INVESTMENT EARNINGS TOTAL</b>	<b>126,898.38</b>	<b>126,898.38</b>	<b>0</b>	<b>0.00</b>	<b>0</b>	<b>0.00</b>	<b>0</b>	<b>0.00</b>	<b>0.00</b>	<b>0.00</b>
<b>TOTAL REVENUES</b>	<b>126,898.38</b>	<b>126,898.38</b>	<b>0</b>	<b>0.00</b>	<b>0</b>	<b>0.00</b>	<b>0</b>	<b>0.00</b>	<b>0.00</b>	<b>0.00</b>
<b>EXPENDITURES</b>										
<b>TOTAL EXPENDITURES</b>	<b>0.00</b>	<b>0.00</b>	<b>0</b>	<b>0.00</b>	<b>0</b>	<b>0.00</b>	<b>0</b>	<b>0.00</b>	<b>0.00</b>	<b>0.00</b>
<b>OTHER FINANCING SOURCES (USES)</b>										
<b>TOTAL OTHER FINANCING SOURCES (USES)</b>	<b>0.00</b>	<b>0.00</b>		<b>0.00</b>		<b>0.00</b>		<b>0.00</b>	<b>0.00</b>	<b>0.00</b>
<b>NET CHANGE IN FUND BALANCE</b>	<b>126,898.38</b>	<b>126,898.38</b>		<b>0.00</b>		<b>0.00</b>		<b>0.00</b>	<b>0.00</b>	<b>0.00</b>



PERIOD ENDING 1/31/2025

	ACTUAL LAST YEAR			ACTUAL THIS YEAR				ENCUMBRANCE	BUDGET	UNENCUMBERED BALANCE
	CURRENT MONTH	YEAR TO DATE	%	CURRENT MONTH	%	YEAR TO DATE	%			
<b>EXPENDITURES</b>										
<b>8000 CAPITAL OUTLAY</b>										
401 EQUIPMENT	24,428.00	24,428.00	8	0.00	0	0.00	0	0.00	0.00	0.00
<b>8000 CAPITAL OUTLAY TOTAL</b>	<b>24,428.00</b>	<b>24,428.00</b>	<b>8</b>	<b>0.00</b>	<b>0</b>	<b>0.00</b>	<b>0</b>	<b>0.00</b>	<b>0.00</b>	<b>0.00</b>
<b>TOTAL EXPENDITURES</b>	<b>24,428.00</b>	<b>24,428.00</b>	<b>8</b>	<b>0.00</b>	<b>0</b>	<b>0.00</b>	<b>0</b>	<b>0.00</b>	<b>0.00</b>	<b>0.00</b>
<b>OTHER FINANCING SOURCES (USES)</b>										
<b>TOTAL OTHER FINANCING SOURCES (USES)</b>	<b>0.00</b>	<b>0.00</b>		<b>0.00</b>		<b>0.00</b>		<b>0.00</b>	<b>0.00</b>	<b>0.00</b>
<b>NET CHANGE IN FUND BALANCE</b>	<b>-24,428.00</b>	<b>-24,428.00</b>		<b>0.00</b>		<b>0.00</b>		<b>0.00</b>	<b>0.00</b>	<b>0.00</b>




**FUND DEPT 3105-075 : CAPITAL ASSET REPLCMT FND - GENERAL COUNTY**

2/11/2025 4:27:14 PM

**PERIOD ENDING 1/31/2025**

	ACTUAL LAST YEAR			ACTUAL THIS YEAR				ENCUMBRANCE	BUDGET	UNENCUMBERED BALANCE
	CURRENT MONTH	YEAR TO DATE	%	CURRENT MONTH	%	YEAR TO DATE	%			
<b>OTHER FINANCING SOURCES (USES)</b>										
<b>TOTAL OTHER FINANCING SOURCES (USES)</b>	<i>0.00</i>	<i>0.00</i>		<i>0.00</i>		<i>0.00</i>		<i>0.00</i>	<i>0.00</i>	<i>0.00</i>
<b>NET CHANGE IN FUND BALANCE</b>	<b>0.00</b>	<b>0.00</b>		<b>0.00</b>		<b>0.00</b>		<b>0.00</b>	<b>0.00</b>	<b>0.00</b>



**FUND DEPT 3105-077 : CAPITAL ASSET REPLCMT FND - ZONING AND ENFORCE (P&Z)**

2/11/2025 4:27:14 PM

**PERIOD ENDING 1/31/2025**

	ACTUAL LAST YEAR			ACTUAL THIS YEAR				ENCUMBRANCE	BUDGET	UNENCUMBERED BALANCE
	CURRENT MONTH	YEAR TO DATE	%	CURRENT MONTH	%	YEAR TO DATE	%			
<b>EXPENDITURES</b>										
<b>TOTAL EXPENDITURES</b>	0.00	0.00	0	0.00	0	0.00	0	0.00	0.00	0.00
<b>OTHER FINANCING SOURCES (USES)</b>										
<b>TOTAL OTHER FINANCING SOURCES (USES)</b>	0.00	0.00		0.00		0.00		0.00	0.00	0.00
<b>NET CHANGE IN FUND BALANCE</b>	0.00	0.00		0.00		0.00		0.00	0.00	0.00



**FUND DEPT 3105-140 : CAPITAL ASSET REPLCMT FND - CORRECTIONAL CENTER**

2/11/2025 4:27:14 PM

**PERIOD ENDING 1/31/2025**

	ACTUAL LAST YEAR			ACTUAL THIS YEAR				ENCUMBRANCE	BUDGET	UNENCUMBERED BALANCE
	CURRENT MONTH	YEAR TO DATE	%	CURRENT MONTH	%	YEAR TO DATE	%			
<b>EXPENDITURES</b>										
<b>5020 SERVICES</b>										
47 SOFTWARE LICENSE & SAAS	27,118.36	27,118.36	20	0.00	0	0.00	0	0.00	0.00	0.00
<b>5020 SERVICES TOTAL</b>	<b>27,118.36</b>	<b>27,118.36</b>	<b>20</b>	<b>0.00</b>	<b>0</b>	<b>0.00</b>	<b>0</b>	<b>0.00</b>	<b>0.00</b>	<b>0.00</b>
<b>TOTAL EXPENDITURES</b>	<b>27,118.36</b>	<b>27,118.36</b>	<b>6</b>	<b>0.00</b>	<b>0</b>	<b>0.00</b>	<b>0</b>	<b>0.00</b>	<b>0.00</b>	<b>0.00</b>
<b>OTHER FINANCING SOURCES (USES)</b>										
<b>TOTAL OTHER FINANCING SOURCES (USES)</b>	<b>0.00</b>	<b>0.00</b>		<b>0.00</b>		<b>0.00</b>		<b>0.00</b>	<b>0.00</b>	<b>0.00</b>
<b>NET CHANGE IN FUND BALANCE</b>	<b>-27,118.36</b>	<b>-27,118.36</b>		<b>0.00</b>		<b>0.00</b>		<b>0.00</b>	<b>0.00</b>	<b>0.00</b>



**FUND DEPT 3303-010 : COURT COMPLEX CONSTR FUND - COUNTY BOARD**

2/11/2025 4:27:14 PM

**PERIOD ENDING 1/31/2025**

	ACTUAL LAST YEAR			ACTUAL THIS YEAR				ENCUMBRANCE	BUDGET	UNENCUMBERED BALANCE
	CURRENT MONTH	YEAR TO DATE	%	CURRENT MONTH	%	YEAR TO DATE	%			
<b>REVENUES</b>										
<b>4008 INVESTMENT EARNINGS</b>										
01 INVESTMENT INTEREST	-439.38	-439.38	-293	0.00	0	0.00	0	0.00	0.00	0.00
<b>4008 INVESTMENT EARNINGS TOTAL</b>	<b>-439.38</b>	<b>-439.38</b>	<b>-293</b>	<b>0.00</b>	<b>0</b>	<b>0.00</b>	<b>0</b>	<b>0.00</b>	<b>0.00</b>	<b>0.00</b>
<b>TOTAL REVENUES</b>	<b>-439.38</b>	<b>-439.38</b>	<b>-293</b>	<b>0.00</b>	<b>0</b>	<b>0.00</b>	<b>0</b>	<b>0.00</b>	<b>0.00</b>	<b>0.00</b>
<b>EXPENDITURES</b>										
<b>TOTAL EXPENDITURES</b>	<b>0.00</b>	<b>0.00</b>	<b>0</b>	<b>0.00</b>	<b>0</b>	<b>0.00</b>	<b>0</b>	<b>0.00</b>	<b>0.00</b>	<b>0.00</b>
<b>OTHER FINANCING SOURCES (USES)</b>										
<b>TOTAL OTHER FINANCING SOURCES (USES)</b>	<b>0.00</b>	<b>0.00</b>		<b>0.00</b>		<b>0.00</b>		<b>0.00</b>	<b>0.00</b>	<b>0.00</b>
<b>NET CHANGE IN FUND BALANCE</b>	<b>-439.38</b>	<b>-439.38</b>		<b>0.00</b>		<b>0.00</b>		<b>0.00</b>	<b>0.00</b>	<b>0.00</b>




**FUND DEPT 4074-010 : 2003 NURS HM BOND DBT SRV - COUNTY BOARD**

2/11/2025 4:27:14 PM

**PERIOD ENDING 1/31/2025**

	ACTUAL LAST YEAR			ACTUAL THIS YEAR				ENCUMBRANCE	BUDGET	UNENCUMBERED BALANCE
	CURRENT MONTH	YEAR TO DATE	%	CURRENT MONTH	%	YEAR TO DATE	%			
<b>REVENUES</b>										
<b>TOTAL REVENUES</b>	0.00	0.00	0	0.00	0	0.00	0	0.00	0.00	0.00
<b>EXPENDITURES</b>										
<b>TOTAL EXPENDITURES</b>	0.00	0.00	0	0.00	0	0.00	0	0.00	0.00	0.00
<b>OTHER FINANCING SOURCES (USES)</b>										
<b>TOTAL OTHER FINANCING SOURCES (USES)</b>	0.00	0.00		0.00		0.00		0.00	0.00	0.00
<b>NET CHANGE IN FUND BALANCE</b>	0.00	0.00		0.00		0.00		0.00	0.00	0.00



**FUND DEPT 4350-010 : HWY FACIL BOND DEBT SERVICE - COUNTY BOARD**

2/11/2025 4:27:14 PM

**PERIOD ENDING 1/31/2025**

	ACTUAL LAST YEAR			ACTUAL THIS YEAR				ENCUMBRANCE	BUDGET	UNENCUMBERED BALANCE
	CURRENT MONTH	YEAR TO DATE	%	CURRENT MONTH	%	YEAR TO DATE	%			
<b>REVENUES</b>										
<b>TOTAL REVENUES</b>	0.00	0.00	0	0.00	0	0.00	0	0.00	0.00	0.00
<b>OTHER FINANCING SOURCES (USES)</b>										
<b>TOTAL OTHER FINANCING SOURCES (USES)</b>	0.00	0.00		0.00		0.00		0.00	0.00	0.00
<b>NET CHANGE IN FUND BALANCE</b>	0.00	0.00		0.00		0.00		0.00	0.00	0.00






**FUND DEPT 5081-075 : NURSING HOME - GENERAL COUNTY**

2/11/2025 4:27:14 PM

**PERIOD ENDING 1/31/2025**

	ACTUAL LAST YEAR			ACTUAL THIS YEAR				ENCUMBRANCE	BUDGET	UNENCUMBERED BALANCE
	CURRENT MONTH	YEAR TO DATE	%	CURRENT MONTH	%	YEAR TO DATE	%			
<b>OTHER FINANCING SOURCES (USES)</b>										
<b>TOTAL OTHER FINANCING SOURCES (USES)</b>	<i>0.00</i>	<i>0.00</i>		<i>0.00</i>		<i>0.00</i>		<i>0.00</i>	<i>0.00</i>	<i>0.00</i>
<b>NET CHANGE IN FUND BALANCE</b>	<b>0.00</b>	<b>0.00</b>		<b>0.00</b>		<b>0.00</b>		<b>0.00</b>	<b>0.00</b>	<b>0.00</b>



**FUND DEPT 5081-120 : NURSING HOME - EMPLOYEE GROUP INSURANCE**

2/11/2025 4:27:14 PM

**PERIOD ENDING 1/31/2025**

	ACTUAL LAST YEAR			ACTUAL THIS YEAR				ENCUMBRANCE	BUDGET	UNENCUMBERED BALANCE
	CURRENT MONTH	YEAR TO DATE	%	CURRENT MONTH	%	YEAR TO DATE	%			
<b>OTHER FINANCING SOURCES (USES)</b>										
<b>TOTAL OTHER FINANCING SOURCES (USES)</b>	<i>0.00</i>	<i>0.00</i>		<i>0.00</i>		<i>0.00</i>		<i>0.00</i>	<i>0.00</i>	<i>0.00</i>
<b>NET CHANGE IN FUND BALANCE</b>	<b>0.00</b>	<b>0.00</b>		<b>0.00</b>		<b>0.00</b>		<b>0.00</b>	<b>0.00</b>	<b>0.00</b>



FUND DEPT 5081-405 : NURSING HOME - NURSING HOME TRANSITION

2/11/2025 4:27:14 PM

PERIOD ENDING 1/31/2025

	ACTUAL LAST YEAR			ACTUAL THIS YEAR				ENCUMBRANCE	BUDGET	UNENCUMBERED BALANCE
	CURRENT MONTH	YEAR TO DATE	%	CURRENT MONTH	%	YEAR TO DATE	%			
<b>REVENUES</b>										
<i>TOTAL REVENUES</i>	<i>0.00</i>	<i>0.00</i>	<i>0</i>	<i>0.00</i>	<i>0</i>	<i>0.00</i>	<i>0</i>	<i>0.00</i>	<i>0.00</i>	<i>0.00</i>
<b>EXPENDITURES</b>										
<i>TOTAL EXPENDITURES</i>	<i>0.00</i>	<i>0.00</i>	<i>0</i>	<i>0.00</i>	<i>0</i>	<i>0.00</i>	<i>0</i>	<i>0.00</i>	<i>0.00</i>	<i>0.00</i>
<b>OTHER FINANCING SOURCES (USES)</b>										
<i>TOTAL OTHER FINANCING SOURCES (USES)</i>	<i>0.00</i>	<i>0.00</i>		<i>0.00</i>		<i>0.00</i>		<i>0.00</i>	<i>0.00</i>	<i>0.00</i>
<b>NET CHANGE IN FUND BALANCE</b>	<b>0.00</b>	<b>0.00</b>		<b>0.00</b>		<b>0.00</b>		<b>0.00</b>	<b>0.00</b>	<b>0.00</b>



FUND DEPT 5081-410 : NURSING HOME - ADMINISTRATIVE

2/11/2025 4:27:14 PM

PERIOD ENDING 1/31/2025

	ACTUAL LAST YEAR			ACTUAL THIS YEAR				ENCUMBRANCE	BUDGET	UNENCUMBERED BALANCE
	CURRENT MONTH	YEAR TO DATE	%	CURRENT MONTH	%	YEAR TO DATE	%			
<b>REVENUES</b>										
<b>4008 INVESTMENT EARNINGS</b>										
01 INVESTMENT INTEREST	355.07	355.07	142	0.00	0	0.00	0	0.00	0.00	0.00
<b>4008 INVESTMENT EARNINGS TOTAL</b>	<b>355.07</b>	<b>355.07</b>	<b>142</b>	<b>0.00</b>	<b>0</b>	<b>0.00</b>	<b>0</b>	<b>0.00</b>	<b>0.00</b>	<b>0.00</b>
<b>TOTAL REVENUES</b>	<b>355.07</b>	<b>355.07</b>	<b>142</b>	<b>0.00</b>	<b>0</b>	<b>0.00</b>	<b>0</b>	<b>0.00</b>	<b>0.00</b>	<b>0.00</b>
<b>EXPENDITURES</b>										
<b>TOTAL EXPENDITURES</b>	<b>0.00</b>	<b>0.00</b>	<b>0</b>	<b>0.00</b>	<b>0</b>	<b>0.00</b>	<b>0</b>	<b>0.00</b>	<b>0.00</b>	<b>0.00</b>
<b>OTHER FINANCING SOURCES (USES)</b>										
<b>TOTAL OTHER FINANCING SOURCES (USES)</b>	<b>0.00</b>	<b>0.00</b>		<b>0.00</b>		<b>0.00</b>		<b>0.00</b>	<b>0.00</b>	<b>0.00</b>
<b>NET CHANGE IN FUND BALANCE</b>	<b>355.07</b>	<b>355.07</b>		<b>0.00</b>		<b>0.00</b>		<b>0.00</b>	<b>0.00</b>	<b>0.00</b>



**FUND DEPT 5081-415 : NURSING HOME - ENVIRONMENTAL SERVICES**

2/11/2025 4:27:14 PM

**PERIOD ENDING 1/31/2025**

**ACTUAL LAST YEAR**

**ACTUAL THIS YEAR**

	<b>CURRENT MONTH</b>	<b>YEAR TO DATE</b>	<b>%</b>	<b>CURRENT MONTH</b>	<b>%</b>	<b>YEAR TO DATE</b>	<b>%</b>	<b>ENCUMBRANCE</b>	<b>BUDGET</b>	<b>UNENCUMBERED BALANCE</b>
<b>EXPENDITURES</b>										
<b>TOTAL EXPENDITURES</b>	<i>0.00</i>	<i>0.00</i>	<i>0</i>	<i>0.00</i>	<i>0</i>	<i>0.00</i>	<i>0</i>	<i>0.00</i>	<i>0.00</i>	<i>0.00</i>
<b>NET CHANGE IN FUND BALANCE</b>	<b>0.00</b>	<b>0.00</b>		<b>0.00</b>		<b>0.00</b>		<b>0.00</b>	<b>0.00</b>	<b>0.00</b>



**FUND DEPT 5081-420 : NURSING HOME - LAUNDRY**

2/11/2025 4:27:14 PM

**PERIOD ENDING 1/31/2025**

**ACTUAL LAST YEAR**

**ACTUAL THIS YEAR**

	<b>CURRENT MONTH</b>	<b>YEAR TO DATE</b>	<b>%</b>	<b>CURRENT MONTH</b>	<b>%</b>	<b>YEAR TO DATE</b>	<b>%</b>	<b>ENCUMBRANCE</b>	<b>BUDGET</b>	<b>UNENCUMBERED BALANCE</b>
<b>EXPENDITURES</b>										
<b>TOTAL EXPENDITURES</b>	<i>0.00</i>	<i>0.00</i>	<i>0</i>	<i>0.00</i>	<i>0</i>	<i>0.00</i>	<i>0</i>	<i>0.00</i>	<i>0.00</i>	<i>0.00</i>
<b>NET CHANGE IN FUND BALANCE</b>	<b>0.00</b>	<b>0.00</b>		<b>0.00</b>		<b>0.00</b>		<b>0.00</b>	<b>0.00</b>	<b>0.00</b>



**FUND DEPT 5081-425 : NURSING HOME - MAINTENANCE**


2/11/2025 4:27:14 PM

**PERIOD ENDING 1/31/2025**

**ACTUAL LAST YEAR**

**ACTUAL THIS YEAR**

	<b>CURRENT MONTH</b>	<b>YEAR TO DATE</b>	<b>%</b>	<b>CURRENT MONTH</b>	<b>%</b>	<b>YEAR TO DATE</b>	<b>%</b>	<b>ENCUMBRANCE</b>	<b>BUDGET</b>	<b>UNENCUMBERED BALANCE</b>
<b>EXPENDITURES</b>										
<b>TOTAL EXPENDITURES</b>	0.00	0.00	0	0.00	0	0.00	0	0.00	0.00	0.00
<b>NET CHANGE IN FUND BALANCE</b>	0.00	0.00		0.00		0.00		0.00	0.00	0.00



**FUND DEPT 5081-430 : NURSING HOME - NURSING SERVICES**

2/11/2025 4:27:14 PM

**PERIOD ENDING 1/31/2025**

**ACTUAL LAST YEAR**

**ACTUAL THIS YEAR**

	<b>CURRENT MONTH</b>	<b>YEAR TO DATE</b>	<b>%</b>	<b>CURRENT MONTH</b>	<b>%</b>	<b>YEAR TO DATE</b>	<b>%</b>	<b>ENCUMBRANCE</b>	<b>BUDGET</b>	<b>UNENCUMBERED BALANCE</b>
<b>EXPENDITURES</b>										
<b>TOTAL EXPENDITURES</b>	0.00	0.00	0	0.00	0	0.00	0	0.00	0.00	0.00
<b>NET CHANGE IN FUND BALANCE</b>	0.00	0.00		0.00		0.00		0.00	0.00	0.00





**FUND DEPT 5081-440 : NURSING HOME - ACTIVITIES**

2/11/2025 4:27:14 PM

**PERIOD ENDING 1/31/2025**

	ACTUAL LAST YEAR			ACTUAL THIS YEAR				ENCUMBRANCE	BUDGET	UNENCUMBERED BALANCE
	CURRENT MONTH	YEAR TO DATE	%	CURRENT MONTH	%	YEAR TO DATE	%			
<b>EXPENDITURES</b>										
<b>TOTAL EXPENDITURES</b>	0.00	0.00	0	0.00	0	0.00	0	0.00	0.00	0.00
<b>NET CHANGE IN FUND BALANCE</b>	0.00	0.00		0.00		0.00		0.00	0.00	0.00



**FUND DEPT 5081-441 : NURSING HOME - SOCIAL SERVICES**


2/11/2025 4:27:14 PM

**PERIOD ENDING 1/31/2025**

**ACTUAL LAST YEAR**

**ACTUAL THIS YEAR**

	<b>CURRENT MONTH</b>	<b>YEAR TO DATE</b>	<b>%</b>	<b>CURRENT MONTH</b>	<b>%</b>	<b>YEAR TO DATE</b>	<b>%</b>	<b>ENCUMBRANCE</b>	<b>BUDGET</b>	<b>UNENCUMBERED BALANCE</b>
<b>EXPENDITURES</b>										
<b>TOTAL EXPENDITURES</b>	<i>0.00</i>	<i>0.00</i>	<i>0</i>	<i>0.00</i>	<i>0</i>	<i>0.00</i>	<i>0</i>	<i>0.00</i>	<i>0.00</i>	<i>0.00</i>
<b>NET CHANGE IN FUND BALANCE</b>	<b>0.00</b>	<b>0.00</b>		<b>0.00</b>		<b>0.00</b>		<b>0.00</b>	<b>0.00</b>	<b>0.00</b>



**FUND DEPT 5081-445 : NURSING HOME - PHYSICAL THERAPY**


2/11/2025 4:27:14 PM

**PERIOD ENDING 1/31/2025**

**ACTUAL LAST YEAR**

**ACTUAL THIS YEAR**

	<b>CURRENT MONTH</b>	<b>YEAR TO DATE</b>	<b>%</b>	<b>CURRENT MONTH</b>	<b>%</b>	<b>YEAR TO DATE</b>	<b>%</b>	<b>ENCUMBRANCE</b>	<b>BUDGET</b>	<b>UNENCUMBERED BALANCE</b>
<b>EXPENDITURES</b>										
<b>TOTAL EXPENDITURES</b>	<i>0.00</i>	<i>0.00</i>	<i>0</i>	<i>0.00</i>	<i>0</i>	<i>0.00</i>	<i>0</i>	<i>0.00</i>	<i>0.00</i>	<i>0.00</i>
<b>NET CHANGE IN FUND BALANCE</b>	<b>0.00</b>	<b>0.00</b>		<b>0.00</b>		<b>0.00</b>		<b>0.00</b>	<b>0.00</b>	<b>0.00</b>




**FUND DEPT 5081-446 : NURSING HOME - OCCUPATIONAL THERAPY**

2/11/2025 4:27:14 PM

**PERIOD ENDING 1/31/2025**

	ACTUAL LAST YEAR			ACTUAL THIS YEAR				ENCUMBRANCE	BUDGET	UNENCUMBERED BALANCE
	CURRENT MONTH	YEAR TO DATE	%	CURRENT MONTH	%	YEAR TO DATE	%			
<b>EXPENDITURES</b>										
<b>TOTAL EXPENDITURES</b>	0.00	0.00	0	0.00	0	0.00	0	0.00	0.00	0.00
<b>NET CHANGE IN FUND BALANCE</b>	0.00	0.00		0.00		0.00		0.00	0.00	0.00



**FUND DEPT 5081-447 : NURSING HOME - RESPIRATORY THERAPY**

2/11/2025 4:27:14 PM

**PERIOD ENDING 1/31/2025**

	ACTUAL LAST YEAR			ACTUAL THIS YEAR				ENCUMBRANCE	BUDGET	UNENCUMBERED BALANCE
	CURRENT MONTH	YEAR TO DATE	%	CURRENT MONTH	%	YEAR TO DATE	%			
<b>EXPENDITURES</b>										
<b>TOTAL EXPENDITURES</b>	<i>0.00</i>	<i>0.00</i>	<i>0</i>	<i>0.00</i>	<i>0</i>	<i>0.00</i>	<i>0</i>	<i>0.00</i>	<i>0.00</i>	<i>0.00</i>
<b>NET CHANGE IN FUND BALANCE</b>	<b>0.00</b>	<b>0.00</b>		<b>0.00</b>		<b>0.00</b>		<b>0.00</b>	<b>0.00</b>	<b>0.00</b>



**FUND DEPT 5081-448 : NURSING HOME - SPEECH THERAPY**

2/11/2025 4:27:14 PM

**PERIOD ENDING 1/31/2025**

	ACTUAL LAST YEAR			ACTUAL THIS YEAR				ENCUMBRANCE	BUDGET	UNENCUMBERED BALANCE
	CURRENT MONTH	YEAR TO DATE	%	CURRENT MONTH	%	YEAR TO DATE	%			
<b>EXPENDITURES</b>										
<b>TOTAL EXPENDITURES</b>	0.00	0.00	0	0.00	0	0.00	0	0.00	0.00	0.00
<b>NET CHANGE IN FUND BALANCE</b>	0.00	0.00		0.00		0.00		0.00	0.00	0.00



**FUND DEPT 5081-450 : NURSING HOME - DIETARY**


2/11/2025 4:27:14 PM

**PERIOD ENDING 1/31/2025**

**ACTUAL LAST YEAR**

**ACTUAL THIS YEAR**

	<b>CURRENT MONTH</b>	<b>YEAR TO DATE</b>	<b>%</b>	<b>CURRENT MONTH</b>	<b>%</b>	<b>YEAR TO DATE</b>	<b>%</b>	<b>ENCUMBRANCE</b>	<b>BUDGET</b>	<b>UNENCUMBERED BALANCE</b>
<b>EXPENDITURES</b>										
<b>TOTAL EXPENDITURES</b>	0.00	0.00	0	0.00	0	0.00	0	0.00	0.00	0.00
<b>NET CHANGE IN FUND BALANCE</b>	0.00	0.00		0.00		0.00		0.00	0.00	0.00



**FUND DEPT 5081-455 : NURSING HOME - BEAUTY SHOP**

2/11/2025 4:27:14 PM

**PERIOD ENDING 1/31/2025**

**ACTUAL LAST YEAR**

**ACTUAL THIS YEAR**

	<b>CURRENT MONTH</b>	<b>YEAR TO DATE</b>	<b>%</b>	<b>CURRENT MONTH</b>	<b>%</b>	<b>YEAR TO DATE</b>	<b>%</b>	<b>ENCUMBRANCE</b>	<b>BUDGET</b>	<b>UNENCUMBERED BALANCE</b>
<b>EXPENDITURES</b>										
<b>TOTAL EXPENDITURES</b>	<i>0.00</i>	<i>0.00</i>	<i>0</i>	<i>0.00</i>	<i>0</i>	<i>0.00</i>	<i>0</i>	<i>0.00</i>	<i>0.00</i>	<i>0.00</i>
<b>NET CHANGE IN FUND BALANCE</b>	<b>0.00</b>	<b>0.00</b>		<b>0.00</b>		<b>0.00</b>		<b>0.00</b>	<b>0.00</b>	<b>0.00</b>





**FUND DEPT 5081-460 : NURSING HOME - ADULT DAY CARE**

2/11/2025 4:27:14 PM

**PERIOD ENDING 1/31/2025**

**ACTUAL LAST YEAR**

**ACTUAL THIS YEAR**

	<b>CURRENT MONTH</b>	<b>YEAR TO DATE</b>	<b>%</b>	<b>CURRENT MONTH</b>	<b>%</b>	<b>YEAR TO DATE</b>	<b>%</b>	<b>ENCUMBRANCE</b>	<b>BUDGET</b>	<b>UNENCUMBERED BALANCE</b>
<b>EXPENDITURES</b>										
<b>TOTAL EXPENDITURES</b>	<i>0.00</i>	<i>0.00</i>	<i>0</i>	<i>0.00</i>	<i>0</i>	<i>0.00</i>	<i>0</i>	<i>0.00</i>	<i>0.00</i>	<i>0.00</i>
<b>NET CHANGE IN FUND BALANCE</b>	<b>0.00</b>	<b>0.00</b>		<b>0.00</b>		<b>0.00</b>		<b>0.00</b>	<b>0.00</b>	<b>0.00</b>



**FUND DEPT 5081-462 : NURSING HOME - ALZHEIMERS UNIT**


2/11/2025 4:27:14 PM

**PERIOD ENDING 1/31/2025**

**ACTUAL LAST YEAR**

**ACTUAL THIS YEAR**

	<b>CURRENT MONTH</b>	<b>YEAR TO DATE</b>	<b>%</b>	<b>CURRENT MONTH</b>	<b>%</b>	<b>YEAR TO DATE</b>	<b>%</b>	<b>ENCUMBRANCE</b>	<b>BUDGET</b>	<b>UNENCUMBERED BALANCE</b>
<b>EXPENDITURES</b>										
<b>TOTAL EXPENDITURES</b>	<i>0.00</i>	<i>0.00</i>	<i>0</i>	<i>0.00</i>	<i>0</i>	<i>0.00</i>	<i>0</i>	<i>0.00</i>	<i>0.00</i>	<i>0.00</i>
<b>NET CHANGE IN FUND BALANCE</b>	<b>0.00</b>	<b>0.00</b>		<b>0.00</b>		<b>0.00</b>		<b>0.00</b>	<b>0.00</b>	<b>0.00</b>



**FUND DEPT 6476-118 : SELF-FUNDED INSURANCE - PROPERTY/LIABILITY INSUR**

2/11/2025 4:27:14 PM

**PERIOD ENDING 1/31/2025**

	ACTUAL LAST YEAR			ACTUAL THIS YEAR				ENCUMBRANCE	BUDGET	UNENCUMBERED BALANCE
	CURRENT MONTH	YEAR TO DATE	%	CURRENT MONTH	%	YEAR TO DATE	%			
<b>REVENUES</b>										
<b>TOTAL REVENUES</b>	<b>0.00</b>	<b>0.00</b>	<b>0</b>	<b>0.00</b>	<b>0</b>	<b>0.00</b>	<b>0</b>	<b>0.00</b>	<b>0.00</b>	<b>0.00</b>
<b>EXPENDITURES</b>										
<b>5020 SERVICES</b>										
07 INSURANCE (non-payroll)	77,337.69	77,337.69	6	2,975.84	0	2,975.84	0	0.00	0.00	-2,975.84
29 LIABILITY CLAIMS - AUTO	1,373.00	1,373.00	1	0.00	0	0.00	0	0.00	0.00	0.00
<b>5020 SERVICES TOTAL</b>	<b>78,710.69</b>	<b>78,710.69</b>	<b>4</b>	<b>2,975.84</b>	<b>0</b>	<b>2,975.84</b>	<b>0</b>	<b>0.00</b>	<b>0.00</b>	<b>-2,975.84</b>
<b>TOTAL EXPENDITURES</b>	<b>78,710.69</b>	<b>78,710.69</b>	<b>4</b>	<b>2,975.84</b>	<b>0</b>	<b>2,975.84</b>	<b>0</b>	<b>0.00</b>	<b>0.00</b>	<b>-2,975.84</b>
<b>OTHER FINANCING SOURCES (USES)</b>										
<b>TOTAL OTHER FINANCING SOURCES (USES)</b>	<b>0.00</b>	<b>0.00</b>		<b>0.00</b>		<b>0.00</b>		<b>0.00</b>	<b>0.00</b>	<b>0.00</b>
<b>NET CHANGE IN FUND BALANCE</b>	<b>-78,710.69</b>	<b>-78,710.69</b>		<b>-2,975.84</b>		<b>-2,975.84</b>		<b>0.00</b>	<b>0.00</b>	<b>2,975.84</b>



**FUND DEPT 6476-119 : SELF-FUNDED INSURANCE - WORKERS COMP INSURANCE**

2/11/2025 4:27:14 PM

**PERIOD ENDING 1/31/2025**

	ACTUAL LAST YEAR			ACTUAL THIS YEAR				ENCUMBRANCE	BUDGET	UNENCUMBERED BALANCE
	CURRENT MONTH	YEAR TO DATE	%	CURRENT MONTH	%	YEAR TO DATE	%			
<b>REVENUES</b>										
<b>4008 INVESTMENT EARNINGS</b>										
01 INVESTMENT INTEREST	-28,594.33	-28,594.33	-71	0.00	0	0.00	0	0.00	0.00	0.00
<b>4008 INVESTMENT EARNINGS TOTAL</b>	<b>-28,594.33</b>	<b>-28,594.33</b>	<b>-71</b>	<b>0.00</b>	<b>0</b>	<b>0.00</b>	<b>0</b>	<b>0.00</b>	<b>0.00</b>	<b>0.00</b>
<b>TOTAL REVENUES</b>	<b>-28,594.33</b>	<b>-28,594.33</b>	<b>-3</b>	<b>0.00</b>	<b>0</b>	<b>0.00</b>	<b>0</b>	<b>0.00</b>	<b>0.00</b>	<b>0.00</b>
<b>EXPENDITURES</b>										
<b>5003 FRINGE BENEFITS</b>										
04 WORKERS' COMPENSATION INSURANC	16,571.50	16,571.50	6	0.00	0	0.00	0	0.00	0.00	0.00
08 WORKERS' COMP SELF-FUND CLAIM	46,102.29	46,102.29	6	20,170.54	0	20,170.54	0	0.00	0.00	-20,170.54
<b>5003 FRINGE BENEFITS TOTAL</b>	<b>62,673.79</b>	<b>62,673.79</b>	<b>6</b>	<b>20,170.54</b>	<b>0</b>	<b>20,170.54</b>	<b>0</b>	<b>0.00</b>	<b>0.00</b>	<b>-20,170.54</b>
<b>TOTAL EXPENDITURES</b>	<b>62,673.79</b>	<b>62,673.79</b>	<b>6</b>	<b>20,170.54</b>	<b>0</b>	<b>20,170.54</b>	<b>0</b>	<b>0.00</b>	<b>0.00</b>	<b>-20,170.54</b>
<b>OTHER FINANCING SOURCES (USES)</b>										
<b>TOTAL OTHER FINANCING SOURCES (USES)</b>	<b>0.00</b>	<b>0.00</b>		<b>0.00</b>		<b>0.00</b>		<b>0.00</b>	<b>0.00</b>	<b>0.00</b>
<b>NET CHANGE IN FUND BALANCE</b>	<b>-91,268.12</b>	<b>-91,268.12</b>		<b>-20,170.54</b>		<b>-20,170.54</b>		<b>0.00</b>	<b>0.00</b>	<b>20,170.54</b>



**FUND DEPT 6620-120 : HEALTH-LIFE INSURANCE - EMPLOYEE GROUP INSURANCE**

2/11/2025 4:27:14 PM

**PERIOD ENDING 1/31/2025**

	ACTUAL LAST YEAR			ACTUAL THIS YEAR				ENCUMBRANCE	BUDGET	UNENCUMBERED BALANCE
	CURRENT MONTH	YEAR TO DATE	%	CURRENT MONTH	%	YEAR TO DATE	%			
<b>REVENUES</b>										
<b>4008 INVESTMENT EARNINGS</b>										
01 INVESTMENT INTEREST	-5,845.44	-5,845.44	-234	0.00	0	0.00	0	0.00	0.00	0.00
<b>4008 INVESTMENT EARNINGS TOTAL</b>	<b>-5,845.44</b>	<b>-5,845.44</b>	<b>-234</b>	<b>0.00</b>	<b>0</b>	<b>0.00</b>	<b>0</b>	<b>0.00</b>	<b>0.00</b>	<b>0.00</b>
<b>TOTAL REVENUES</b>	<b>-5,845.44</b>	<b>-5,845.44</b>	<b>-9</b>	<b>0.00</b>	<b>0</b>	<b>0.00</b>	<b>0</b>	<b>0.00</b>	<b>0.00</b>	<b>0.00</b>
<b>EXPENDITURES</b>										
<b>5020 SERVICES</b>										
01 PROFESSIONAL SERVICES	0.00	0.00	0	16,500.00	0	16,500.00	0	0.00	0.00	-16,500.00
44 BENEFIT FEES/SETTLEMENT	200.00	200.00	0	0.00	0	0.00	0	0.00	0.00	0.00
<b>5020 SERVICES TOTAL</b>	<b>200.00</b>	<b>200.00</b>	<b>0</b>	<b>16,500.00</b>	<b>0</b>	<b>16,500.00</b>	<b>0</b>	<b>0.00</b>	<b>0.00</b>	<b>-16,500.00</b>
<b>TOTAL EXPENDITURES</b>	<b>200.00</b>	<b>200.00</b>	<b>0</b>	<b>16,500.00</b>	<b>0</b>	<b>16,500.00</b>	<b>0</b>	<b>0.00</b>	<b>0.00</b>	<b>-16,500.00</b>
<b>OTHER FINANCING SOURCES (USES)</b>										
<b>TOTAL OTHER FINANCING SOURCES (USES)</b>	<b>0.00</b>	<b>0.00</b>		<b>0.00</b>		<b>0.00</b>		<b>0.00</b>	<b>0.00</b>	<b>0.00</b>
<b>NET CHANGE IN FUND BALANCE</b>	<b>-6,045.44</b>	<b>-6,045.44</b>		<b>-16,500.00</b>		<b>-16,500.00</b>		<b>0.00</b>	<b>0.00</b>	<b>16,500.00</b>



FUND DEPT 7086-060 : TOWNSHIP MOTOR FUEL TAX - HIGHWAY

2/11/2025 4:27:14 PM

PERIOD ENDING 1/31/2025

	ACTUAL LAST YEAR			ACTUAL THIS YEAR				ENCUMBRANCE	BUDGET	UNENCUMBERED BALANCE
	CURRENT MONTH	YEAR TO DATE	%	CURRENT MONTH	%	YEAR TO DATE	%			
<b>REVENUES</b>										
<b>4008 INVESTMENT EARNINGS</b>										
01 INVESTMENT INTEREST	-299,336.21	-299,336.21	0	0.00	0	0.00	0	0.00	0.00	0.00
<b>4008 INVESTMENT EARNINGS TOTAL</b>	<b>-299,336.21</b>	<b>-299,336.21</b>	<b>0</b>	<b>0.00</b>	<b>0</b>	<b>0.00</b>	<b>0</b>	<b>0.00</b>	<b>0.00</b>	<b>0.00</b>
<b>TOTAL REVENUES</b>	<b>-299,336.21</b>	<b>-299,336.21</b>	<b>0</b>	<b>0.00</b>	<b>0</b>	<b>0.00</b>	<b>0</b>	<b>0.00</b>	<b>0.00</b>	<b>0.00</b>
<b>EXPENDITURES</b>										
<b>5020 SERVICES</b>										
36 REPAIRS AND MAIN-ROAD & BRIDGE	25,494.73	25,494.73	1	0.00	0	0.00	0	0.00	0.00	0.00
<b>5020 SERVICES TOTAL</b>	<b>25,494.73</b>	<b>25,494.73</b>	<b>1</b>	<b>0.00</b>	<b>0</b>	<b>0.00</b>	<b>0</b>	<b>0.00</b>	<b>0.00</b>	<b>0.00</b>
<b>TOTAL EXPENDITURES</b>	<b>25,494.73</b>	<b>25,494.73</b>	<b>1</b>	<b>0.00</b>	<b>0</b>	<b>0.00</b>	<b>0</b>	<b>0.00</b>	<b>0.00</b>	<b>0.00</b>
<b>NET CHANGE IN FUND BALANCE</b>	<b>-324,830.94</b>	<b>-324,830.94</b>		<b>0.00</b>		<b>0.00</b>		<b>0.00</b>	<b>0.00</b>	<b>0.00</b>



**FUND DEPT 7087-060 : TOWNSHIP BRIDGE - HIGHWAY**

2/11/2025 4:27:14 PM

**PERIOD ENDING 1/31/2025**

	ACTUAL LAST YEAR			ACTUAL THIS YEAR				ENCUMBRANCE	BUDGET	UNENCUMBERED BALANCE
	CURRENT MONTH	YEAR TO DATE	%	CURRENT MONTH	%	YEAR TO DATE	%			
<b>REVENUES</b>										
<b>4008 INVESTMENT EARNINGS</b>										
01 INVESTMENT INTEREST	-115.04	-115.04	0	0.00	0	0.00	0	0.00	0.00	0.00
<b>4008 INVESTMENT EARNINGS TOTAL</b>	<b>-115.04</b>	<b>-115.04</b>	<b>0</b>	<b>0.00</b>	<b>0</b>	<b>0.00</b>	<b>0</b>	<b>0.00</b>	<b>0.00</b>	<b>0.00</b>
<b>TOTAL REVENUES</b>	<b>-115.04</b>	<b>-115.04</b>	<b>0</b>	<b>0.00</b>	<b>0</b>	<b>0.00</b>	<b>0</b>	<b>0.00</b>	<b>0.00</b>	<b>0.00</b>
<b>EXPENDITURES</b>										
<b>TOTAL EXPENDITURES</b>	<b>0.00</b>	<b>0.00</b>	<b>0</b>	<b>0.00</b>	<b>0</b>	<b>0.00</b>	<b>0</b>	<b>0.00</b>	<b>0.00</b>	<b>0.00</b>
<b>NET CHANGE IN FUND BALANCE</b>	<b>-115.04</b>	<b>-115.04</b>		<b>0.00</b>		<b>0.00</b>		<b>0.00</b>	<b>0.00</b>	<b>0.00</b>




FUND DEPT 7097-026 : ESTATE - COUNTY TREASURER

2/11/2025 4:27:14 PM

PERIOD ENDING 1/31/2025

	ACTUAL LAST YEAR			ACTUAL THIS YEAR				ENCUMBRANCE	BUDGET	UNENCUMBERED BALANCE
	CURRENT MONTH	YEAR TO DATE	%	CURRENT MONTH	%	YEAR TO DATE	%			
<b>REVENUES</b>										
<b>TOTAL REVENUES</b>	0.00	0.00	0	0.00	0	0.00	0	0.00	0.00	0.00
<b>NET CHANGE IN FUND BALANCE</b>	0.00	0.00		0.00		0.00		0.00	0.00	0.00





**FUND DEPT 7667-026 : PROPERTY CONDEMNATIONS - COUNTY TREASURER**

2/11/2025 4:27:14 PM

**PERIOD ENDING 1/31/2025**

	ACTUAL LAST YEAR			ACTUAL THIS YEAR				ENCUMBRANCE	BUDGET	UNENCUMBERED BALANCE
	CURRENT MONTH	YEAR TO DATE	%	CURRENT MONTH	%	YEAR TO DATE	%			
<b>REVENUES</b>										
<b>TOTAL REVENUES</b>	0.00	0.00	0	0.00	0	0.00	0	0.00	0.00	0.00
<b>OTHER FINANCING SOURCES (USES)</b>										
<b>TOTAL OTHER FINANCING SOURCES (USES)</b>	0.00	0.00		0.00		0.00		0.00	0.00	0.00
<b>NET CHANGE IN FUND BALANCE</b>	0.00	0.00		0.00		0.00		0.00	0.00	0.00




**FUND DEPT 7687-040 : SHERIFF FORECLOSURES - SHERIFF**

2/11/2025 4:27:14 PM

**PERIOD ENDING 1/31/2025**

	ACTUAL LAST YEAR			ACTUAL THIS YEAR				ENCUMBRANCE	BUDGET	UNENCUMBERED BALANCE
	CURRENT MONTH	YEAR TO DATE	%	CURRENT MONTH	%	YEAR TO DATE	%			
<b>REVENUES</b>										
<b>TOTAL REVENUES</b>	0.00	0.00	0	0.00	0	0.00	0	0.00	0.00	0.00
<b>OTHER FINANCING SOURCES (USES)</b>										
<b>TOTAL OTHER FINANCING SOURCES (USES)</b>	0.00	0.00		0.00		0.00		0.00	0.00	0.00
<b>NET CHANGE IN FUND BALANCE</b>	0.00	0.00		0.00		0.00		0.00	0.00	0.00




FUND DEPT 7699-020 : GARNISHMENTS - AUDITOR

2/11/2025 4:27:14 PM


PERIOD ENDING 1/31/2025

	ACTUAL LAST YEAR			ACTUAL THIS YEAR				ENCUMBRANCE	BUDGET	UNENCUMBERED BALANCE
	CURRENT MONTH	YEAR TO DATE	%	CURRENT MONTH	%	YEAR TO DATE	%			
<b>REVENUES</b>										
<i>TOTAL REVENUES</i>	<i>0.00</i>	<i>0.00</i>	<i>0</i>	<i>0.00</i>	<i>0</i>	<i>0.00</i>	<i>0</i>	<i>0.00</i>	<i>0.00</i>	<i>0.00</i>
<b>OTHER FINANCING SOURCES (USES)</b>										
<i>TOTAL OTHER FINANCING SOURCES (USES)</i>	<i>0.00</i>	<i>0.00</i>		<i>0.00</i>		<i>0.00</i>		<i>0.00</i>	<i>0.00</i>	<i>0.00</i>
<b>NET CHANGE IN FUND BALANCE</b>	<b>0.00</b>	<b>0.00</b>		<b>0.00</b>		<b>0.00</b>		<b>0.00</b>	<b>0.00</b>	<b>0.00</b>



PERIOD ENDING 1/31/2025

	ACTUAL LAST YEAR			ACTUAL THIS YEAR				ENCUMBRANCE	BUDGET	UNENCUMBERED BALANCE
	CURRENT MONTH	YEAR TO DATE	%	CURRENT MONTH	%	YEAR TO DATE	%			
<b>REVENUES</b>										
<b>4008 INVESTMENT EARNINGS</b>										
01 INVESTMENT INTEREST	-5,869.10	-5,869.10	-53	0.00	0	0.00	0	0.00	0.00	0.00
<b>4008 INVESTMENT EARNINGS TOTAL</b>	<b>-5,869.10</b>	<b>-5,869.10</b>	<b>-53</b>	<b>0.00</b>	<b>0</b>	<b>0.00</b>	<b>0</b>	<b>0.00</b>	<b>0.00</b>	<b>0.00</b>
<b>TOTAL REVENUES</b>	<b>-5,869.10</b>	<b>-5,869.10</b>	<b>-1</b>	<b>0.00</b>	<b>0</b>	<b>0.00</b>	<b>0</b>	<b>0.00</b>	<b>0.00</b>	<b>0.00</b>
<b>EXPENDITURES</b>										
<b>5001 SALARIES AND WAGES</b>										
03 REGULAR FULL-TIME EMPLOYEES	21,084.08	21,084.08	5	33,490.74	0	33,490.74	0	0.00	0.00	-33,490.74
<b>5001 SALARIES AND WAGES TOTAL</b>	<b>21,084.08</b>	<b>21,084.08</b>	<b>5</b>	<b>33,490.74</b>	<b>0</b>	<b>33,490.74</b>	<b>0</b>	<b>0.00</b>	<b>0.00</b>	<b>-33,490.74</b>
<b>5003 FRINGE BENEFITS</b>										
04 WORKERS' COMPENSATION INSURANC	0.00	0.00	0	147.36	0	147.36	0	0.00	0.00	-147.36
06 EE HEALTH/LIFE	4,275.04	4,275.04	5	5,123.65	0	5,123.65	0	0.00	0.00	-5,123.65
<b>5003 FRINGE BENEFITS TOTAL</b>	<b>4,275.04</b>	<b>4,275.04</b>	<b>3</b>	<b>5,271.01</b>	<b>0</b>	<b>5,271.01</b>	<b>0</b>	<b>0.00</b>	<b>0.00</b>	<b>-5,271.01</b>
<b>5010 COMMODITIES</b>										
12 UNIFORMS/CLOTHING	0.00	0.00	0	75.00	0	75.00	0	0.00	0.00	-75.00
<b>5010 COMMODITIES TOTAL</b>	<b>0.00</b>	<b>0.00</b>	<b>0</b>	<b>75.00</b>	<b>0</b>	<b>75.00</b>	<b>0</b>	<b>0.00</b>	<b>0.00</b>	<b>-75.00</b>
<b>5020 SERVICES</b>										
01 PROFESSIONAL SERVICES	1,575.00	1,575.00	10	0.00	0	0.00	0	0.00	0.00	0.00
03 TRAVEL COSTS	0.00	0.00	0	0.00	0	0.00	0	0.00	-25.00	-25.00
11 UTILITIES	6.70	6.70	0	6.70	0	6.70	0	0.00	0.00	-6.70
14 FINANCE CHARGES AND BANK FEES	5.00	5.00	2	0.00	0	0.00	0	0.00	0.00	0.00
22 OPERATIONAL SERVICES	0.00	0.00	0	23.17	93	23.17	93	0.00	25.00	1.83
48 PHONE/INTERNET	81.98	81.98	10	40.55	0	40.55	0	0.00	0.00	-40.55
<b>5020 SERVICES TOTAL</b>	<b>1,668.68</b>	<b>1,668.68</b>	<b>4</b>	<b>70.42</b>	<b>0</b>	<b>70.42</b>	<b>0</b>	<b>0.00</b>	<b>0.00</b>	<b>-70.42</b>



PERIOD ENDING 1/31/2025

	ACTUAL LAST YEAR			ACTUAL THIS YEAR				ENCUMBRANCE	BUDGET	UNENCUMBERED BALANCE
	CURRENT MONTH	YEAR TO DATE	%	CURRENT MONTH	%	YEAR TO DATE	%			
<b>TOTAL EXPENDITURES</b>	27,027.80	27,027.80	4	38,907.17	0	38,907.17	0	0.00	0.00	-38,907.17
<b>OTHER FINANCING SOURCES (USES)</b>										
<b>TOTAL OTHER FINANCING SOURCES (USES)</b>	0.00	0.00		0.00		0.00		0.00	0.00	0.00
<b>NET CHANGE IN FUND BALANCE</b>	-32,896.90	-32,896.90		-38,907.17		-38,907.17		0.00	0.00	38,907.17



**FUND DEPT 8850-112 : GEOG INF SYS JOINT VENTUR - CAPITAL/TECHNOLOGY PURCH**

2/11/2025 4:27:14 PM

**PERIOD ENDING 1/31/2025**

	ACTUAL LAST YEAR			ACTUAL THIS YEAR				ENCUMBRANCE	BUDGET	UNENCUMBERED BALANCE
	CURRENT MONTH	YEAR TO DATE	%	CURRENT MONTH	%	YEAR TO DATE	%			
<b>REVENUES</b>										
<b>TOTAL REVENUES</b>	0.00	0.00	0	0.00	0	0.00	0	0.00	0.00	0.00
<b>EXPENDITURES</b>										
<b>5020 SERVICES</b>										
47 SOFTWARE LICENSE & SAAS	696.27	696.27	1	0.00	0	0.00	0	0.00	0.00	0.00
<b>5020 SERVICES TOTAL</b>	<b>696.27</b>	<b>696.27</b>	<b>1</b>	<b>0.00</b>	<b>0</b>	<b>0.00</b>	<b>0</b>	<b>0.00</b>	<b>0.00</b>	<b>0.00</b>
<b>TOTAL EXPENDITURES</b>	<b>696.27</b>	<b>696.27</b>	<b>1</b>	<b>0.00</b>	<b>0</b>	<b>0.00</b>	<b>0</b>	<b>0.00</b>	<b>0.00</b>	<b>0.00</b>
<b>OTHER FINANCING SOURCES (USES)</b>										
<b>TOTAL OTHER FINANCING SOURCES (USES)</b>	<b>0.00</b>	<b>0.00</b>		<b>0.00</b>		<b>0.00</b>		<b>0.00</b>	<b>0.00</b>	<b>0.00</b>
<b>NET CHANGE IN FUND BALANCE</b>	<b>-696.27</b>	<b>-696.27</b>		<b>0.00</b>		<b>0.00</b>		<b>0.00</b>	<b>0.00</b>	<b>0.00</b>



PERIOD ENDING 1/31/2025

	ACTUAL LAST YEAR			ACTUAL THIS YEAR				ENCUMBRANCE	BUDGET	UNENCUMBERED BALANCE
	CURRENT MONTH	YEAR TO DATE	%	CURRENT MONTH	%	YEAR TO DATE	%			
<b>REVENUES</b>										
<b>TOTAL REVENUES</b>	0.00	0.00	0	0.00	0	0.00	0	0.00	0.00	0.00
<b>EXPENDITURES</b>										
<b>TOTAL EXPENDITURES</b>	0.00	0.00	0	0.00	0	0.00	0	0.00	0.00	0.00
<b>NET CHANGE IN FUND BALANCE</b>	0.00	0.00		0.00		0.00		0.00	0.00	0.00