




**FUND DEPT 1080-010 : GENERAL CORPORATE - COUNTY BOARD**

2/11/2025 4:27:52 PM

**PERIOD ENDING 1/31/2025**

	ACTUAL LAST YEAR			ACTUAL THIS YEAR				ENCUMBRANCE	BUDGET	UNENCUMBERED BALANCE
	CURRENT MONTH	YEAR TO DATE	%	CURRENT MONTH	%	YEAR TO DATE	%			
<b>REVENUES</b>										
<b>TOTAL REVENUES</b>	<b>0.00</b>	<b>0.00</b>	<b>0</b>	<b>0.00</b>	<b>0</b>	<b>0.00</b>	<b>0</b>	<b>0.00</b>	<b>0.00</b>	<b>0.00</b>
<b>EXPENDITURES</b>										
5001 SALARIES AND WAGES	4,083.86	4,083.86	3	9,358.09	0	9,358.09	0	0.00	0.00	-9,358.09
5010 COMMODITIES	14.50	14.50	0	6,130.13	0	6,130.13	0	0.00	0.00	-6,130.13
5020 SERVICES	36,622.30	36,622.30	30	23,079.92	0	23,079.92	0	0.00	0.00	-23,079.92
<b>TOTAL EXPENDITURES</b>	<b>40,720.66</b>	<b>40,720.66</b>	<b>15</b>	<b>38,568.14</b>	<b>0</b>	<b>38,568.14</b>	<b>0</b>	<b>0.00</b>	<b>0.00</b>	<b>-38,568.14</b>
<b>NET CHANGE IN FUND BALANCE</b>	<b>-40,720.66</b>	<b>-40,720.66</b>		<b>-38,568.14</b>		<b>-38,568.14</b>		<b>0.00</b>	<b>0.00</b>	<b>38,568.14</b>



FUND DEPT 1080-012 : GENERAL CORPORATE - TORNADO SIRENS

2/11/2025 4:27:52 PM

PERIOD ENDING 1/31/2025

	ACTUAL LAST YEAR			ACTUAL THIS YEAR				ENCUMBRANCE	BUDGET	UNENCUMBERED BALANCE
	CURRENT MONTH	YEAR TO DATE	%	CURRENT MONTH	%	YEAR TO DATE	%			
<b>REVENUES</b>										
<b>TOTAL REVENUES</b>	0.00	0.00	0	0.00	0	0.00	0	0.00	0.00	0.00
<b>EXPENDITURES</b>										
<b>TOTAL EXPENDITURES</b>	0.00	0.00	0	0.00	0	0.00	0	0.00	0.00	0.00
<b>NET CHANGE IN FUND BALANCE</b>	0.00	0.00		0.00		0.00		0.00	0.00	0.00



**FUND DEPT 1080-013 : GENERAL CORPORATE - DEBT SERVICE**

2/11/2025 4:27:52 PM

**PERIOD ENDING 1/31/2025**

	ACTUAL LAST YEAR			ACTUAL THIS YEAR				ENCUMBRANCE	BUDGET	UNENCUMBERED BALANCE
	CURRENT MONTH	YEAR TO DATE	%	CURRENT MONTH	%	YEAR TO DATE	%			
<b>REVENUES</b>										
<b>TOTAL REVENUES</b>	0.00	0.00	0	0.00	0	0.00	0	0.00	0.00	0.00
<b>EXPENDITURES</b>										
<b>TOTAL EXPENDITURES</b>	0.00	0.00	0	0.00	0	0.00	0	0.00	0.00	0.00
<b>OTHER FINANCING SOURCES (USES)</b>										
<b>TOTAL OTHER FINANCING SOURCES (USES)</b>	0.00	0.00		0.00		0.00		0.00	0.00	0.00
<b>NET CHANGE IN FUND BALANCE</b>	0.00	0.00		0.00		0.00		0.00	0.00	0.00



FUND DEPT 1080-016 : GENERAL CORPORATE - ADMINISTRATIVE SERVICES

2/11/2025 4:27:52 PM

PERIOD ENDING 1/31/2025

	ACTUAL LAST YEAR			ACTUAL THIS YEAR				ENCUMBRANCE	BUDGET	UNENCUMBERED BALANCE
	CURRENT MONTH	YEAR TO DATE	%	CURRENT MONTH	%	YEAR TO DATE	%			
<b>REVENUES</b>										
4009 MISCELLANEOUS REVENUES	1,487.72	1,487.72	50	0.00	0	0.00	0	0.00	0.00	0.00
<b>TOTAL REVENUES</b>	<b>1,487.72</b>	<b>1,487.72</b>	<b>41</b>	<b>0.00</b>	<b>0</b>	<b>0.00</b>	<b>0</b>	<b>0.00</b>	<b>0.00</b>	<b>0.00</b>
<b>EXPENDITURES</b>										
5001 SALARIES AND WAGES	40,550.88	40,550.88	6	52,082.76	0	52,082.76	0	0.00	0.00	-52,082.76
5003 FRINGE BENEFITS	4,844.16	4,844.16	0	5,606.99	0	5,606.99	0	0.00	0.00	-5,606.99
5010 COMMODITIES	181.08	181.08	0	284.56	0	284.56	0	0.00	0.00	-284.56
5020 SERVICES	825.30	825.30	3	0.00	0	0.00	0	0.00	0.00	0.00
<b>TOTAL EXPENDITURES</b>	<b>46,401.42</b>	<b>46,401.42</b>	<b>4</b>	<b>57,974.31</b>	<b>0</b>	<b>57,974.31</b>	<b>0</b>	<b>0.00</b>	<b>0.00</b>	<b>-57,974.31</b>
<b>OTHER FINANCING SOURCES (USES)</b>										
<b>TOTAL OTHER FINANCING SOURCES (USES)</b>	<b>0.00</b>	<b>0.00</b>		<b>0.00</b>		<b>0.00</b>		<b>0.00</b>	<b>0.00</b>	<b>0.00</b>
<b>NET CHANGE IN FUND BALANCE</b>	<b>-44,913.70</b>	<b>-44,913.70</b>		<b>-57,974.31</b>		<b>-57,974.31</b>		<b>0.00</b>	<b>0.00</b>	<b>57,974.31</b>



**FUND DEPT 1080-017 : GENERAL CORPORATE - COOPERATIVE EXTENSION SRV**

2/11/2025 4:27:52 PM

**PERIOD ENDING 1/31/2025**

	ACTUAL LAST YEAR			ACTUAL THIS YEAR				ENCUMBRANCE	BUDGET	UNENCUMBERED BALANCE
	CURRENT MONTH	YEAR TO DATE	%	CURRENT MONTH	%	YEAR TO DATE	%			
<b>REVENUES</b>										
<b>TOTAL REVENUES</b>	0.00	0.00	0	0.00	0	0.00	0	0.00	0.00	0.00
<b>EXPENDITURES</b>										
<b>TOTAL EXPENDITURES</b>	0.00	0.00	0	0.00	0	0.00	0	0.00	0.00	0.00
<b>NET CHANGE IN FUND BALANCE</b>	0.00	0.00		0.00		0.00		0.00	0.00	0.00



**FUND DEPT 1080-020 : GENERAL CORPORATE - AUDITOR**

2/11/2025 4:27:52 PM

**PERIOD ENDING 1/31/2025**

	ACTUAL LAST YEAR			ACTUAL THIS YEAR				ENCUMBRANCE	BUDGET	UNENCUMBERED BALANCE
	CURRENT MONTH	YEAR TO DATE	%	CURRENT MONTH	%	YEAR TO DATE	%			
<b>REVENUES</b>										
<b>TOTAL REVENUES</b>	<b>0.00</b>	<b>0.00</b>	<b>0</b>	<b>0.00</b>	<b>0</b>	<b>0.00</b>	<b>0</b>	<b>0.00</b>	<b>0.00</b>	<b>0.00</b>
<b>EXPENDITURES</b>										
5001 SALARIES AND WAGES	25,910.24	25,910.24	6	25,883.68	0	25,883.68	0	0.00	0.00	-25,883.68
5003 FRINGE BENEFITS	6,536.66	6,536.66	0	4,123.20	0	4,123.20	0	0.00	0.00	-4,123.20
5010 COMMODITIES	0.00	0.00	0	147.79	0	147.79	0	0.00	0.00	-147.79
5020 SERVICES	572.50	572.50	4	31.20	0	31.20	0	0.00	0.00	-31.20
<b>TOTAL EXPENDITURES</b>	<b>33,019.40</b>	<b>33,019.40</b>	<b>7</b>	<b>30,185.87</b>	<b>0</b>	<b>30,185.87</b>	<b>0</b>	<b>0.00</b>	<b>0.00</b>	<b>-30,185.87</b>
<b>OTHER FINANCING SOURCES (USES)</b>										
<b>TOTAL OTHER FINANCING SOURCES (USES)</b>	<b>0.00</b>	<b>0.00</b>		<b>0.00</b>		<b>0.00</b>		<b>0.00</b>	<b>0.00</b>	<b>0.00</b>
<b>NET CHANGE IN FUND BALANCE</b>	<b>-33,019.40</b>	<b>-33,019.40</b>		<b>-30,185.87</b>		<b>-30,185.87</b>		<b>0.00</b>	<b>0.00</b>	<b>30,185.87</b>



**FUND DEPT 1080-021 : GENERAL CORPORATE - BOARD OF REVIEW**

2/11/2025 4:27:52 PM

**PERIOD ENDING 1/31/2025**

	ACTUAL LAST YEAR			ACTUAL THIS YEAR				ENCUMBRANCE	BUDGET	UNENCUMBERED BALANCE
	CURRENT MONTH	YEAR TO DATE	%	CURRENT MONTH	%	YEAR TO DATE	%			
<b>REVENUES</b>										
<b>TOTAL REVENUES</b>	<b>0.00</b>	<b>0.00</b>	<b>0</b>	<b>0.00</b>	<b>0</b>	<b>0.00</b>	<b>0</b>	<b>0.00</b>	<b>0.00</b>	<b>0.00</b>
<b>EXPENDITURES</b>										
5001 SALARIES AND WAGES	11,395.80	11,395.80	8	11,395.80	0	11,395.80	0	0.00	0.00	-11,395.80
5003 FRINGE BENEFITS	1,577.05	1,577.05	0	1,492.05	0	1,492.05	0	0.00	0.00	-1,492.05
5010 COMMODITIES	0.00	0.00	0	375.00	0	375.00	0	0.00	0.00	-375.00
5020 SERVICES	2,281.47	2,281.47	18	4,324.00	0	4,324.00	0	0.00	0.00	-4,324.00
<b>TOTAL EXPENDITURES</b>	<b>15,254.32</b>	<b>15,254.32</b>	<b>9</b>	<b>17,586.85</b>	<b>0</b>	<b>17,586.85</b>	<b>0</b>	<b>0.00</b>	<b>0.00</b>	<b>-17,586.85</b>
<b>NET CHANGE IN FUND BALANCE</b>	<b>-15,254.32</b>	<b>-15,254.32</b>		<b>-17,586.85</b>		<b>-17,586.85</b>		<b>0.00</b>	<b>0.00</b>	<b>17,586.85</b>



FUND DEPT 1080-022 : GENERAL CORPORATE - COUNTY CLERK

2/11/2025 4:27:52 PM

PERIOD ENDING 1/31/2025

	ACTUAL LAST YEAR			ACTUAL THIS YEAR				ENCUMBRANCE	BUDGET	UNENCUMBERED BALANCE
	CURRENT MONTH	YEAR TO DATE	%	CURRENT MONTH	%	YEAR TO DATE	%			
<b>REVENUES</b>										
4006 LICENSES AND PERMITS	0.00	0.00	0	5,120.00	0	5,120.00	0	0.00	0.00	-5,120.00
4007 CHARGES FOR SERVICES	0.00	0.00	0	26,691.90	0	26,691.90	0	0.00	0.00	-26,691.90
4008 INVESTMENT EARNINGS	0.00	0.00	0	16.00	0	16.00	0	0.00	0.00	-16.00
4009 MISCELLANEOUS REVENUES	0.00	0.00	0	650.00	0	650.00	0	0.00	0.00	-650.00
<b>TOTAL REVENUES</b>	<b>0.00</b>	<b>0.00</b>	<b>0</b>	<b>32,477.90</b>	<b>0</b>	<b>32,477.90</b>	<b>0</b>	<b>0.00</b>	<b>0.00</b>	<b>-32,477.90</b>
<b>EXPENDITURES</b>										
5001 SALARIES AND WAGES	47,443.55	47,443.55	5	73,509.09	0	73,509.09	0	0.00	0.00	-73,509.09
5003 FRINGE BENEFITS	9,876.91	9,876.91	0	13,371.33	0	13,371.33	0	0.00	0.00	-13,371.33
5010 COMMODITIES	21,625.81	21,625.81	19	2,052.34	0	2,052.34	0	0.00	0.00	-2,052.34
5020 SERVICES	27,482.91	27,482.91	6	110,476.00	0	110,476.00	0	0.00	0.00	-110,476.00
<b>TOTAL EXPENDITURES</b>	<b>106,429.18</b>	<b>106,429.18</b>	<b>7</b>	<b>199,408.76</b>	<b>0</b>	<b>199,408.76</b>	<b>0</b>	<b>0.00</b>	<b>0.00</b>	<b>-199,408.76</b>
<b>OTHER FINANCING SOURCES (USES)</b>										
<b>TOTAL OTHER FINANCING SOURCES (USES)</b>	<b>0.00</b>	<b>0.00</b>		<b>0.00</b>		<b>0.00</b>		<b>0.00</b>	<b>0.00</b>	<b>0.00</b>
<b>NET CHANGE IN FUND BALANCE</b>	<b>-106,429.18</b>	<b>-106,429.18</b>		<b>-166,930.86</b>		<b>-166,930.86</b>		<b>0.00</b>	<b>0.00</b>	<b>166,930.86</b>





**FUND DEPT 1080-023 : GENERAL CORPORATE - RECORDER**

2/11/2025 4:27:52 PM

**PERIOD ENDING 1/31/2025**

	ACTUAL LAST YEAR			ACTUAL THIS YEAR				ENCUMBRANCE	BUDGET	UNENCUMBERED BALANCE
	CURRENT MONTH	YEAR TO DATE	%	CURRENT MONTH	%	YEAR TO DATE	%			
<b>REVENUES</b>										
4006 LICENSES AND PERMITS	24,504.00	24,504.00	5	68,279.00	0	68,279.00	0	0.00	0.00	-68,279.00
4007 CHARGES FOR SERVICES	38,192.50	38,192.50	5	39,251.00	0	39,251.00	0	0.00	0.00	-39,251.00
4009 MISCELLANEOUS REVENUES	248.20	248.20	1	287.00	0	287.00	0	0.00	0.00	-287.00
<b>TOTAL REVENUES</b>	<b>62,944.70</b>	<b>62,944.70</b>	<b>5</b>	<b>107,817.00</b>	<b>0</b>	<b>107,817.00</b>	<b>0</b>	<b>0.00</b>	<b>0.00</b>	<b>-107,817.00</b>
<b>EXPENDITURES</b>										
5001 SALARIES AND WAGES	8,839.36	8,839.36	4	14,835.79	0	14,835.79	0	0.00	0.00	-14,835.79
5003 FRINGE BENEFITS	3,394.77	3,394.77	0	4,123.20	0	4,123.20	0	0.00	0.00	-4,123.20
5010 COMMODITIES	29.00	29.00	6	36.00	0	36.00	0	0.00	0.00	-36.00
<b>TOTAL EXPENDITURES</b>	<b>12,263.13</b>	<b>12,263.13</b>	<b>6</b>	<b>18,994.99</b>	<b>0</b>	<b>18,994.99</b>	<b>0</b>	<b>0.00</b>	<b>0.00</b>	<b>-18,994.99</b>
<b>NET CHANGE IN FUND BALANCE</b>	<b>50,681.57</b>	<b>50,681.57</b>		<b>88,822.01</b>		<b>88,822.01</b>		<b>0.00</b>	<b>0.00</b>	<b>-88,822.01</b>



**FUND DEPT 1080-025 : GENERAL CORPORATE - SUPERVISOR OF ASSESSMENT**

2/11/2025 4:27:52 PM

**PERIOD ENDING 1/31/2025**

	ACTUAL LAST YEAR			ACTUAL THIS YEAR				ENCUMBRANCE	BUDGET	UNENCUMBERED BALANCE
	CURRENT MONTH	YEAR TO DATE	%	CURRENT MONTH	%	YEAR TO DATE	%			
<b>REVENUES</b>										
<b>TOTAL REVENUES</b>	<b>0.00</b>	<b>0.00</b>	<b>0</b>	<b>0.00</b>	<b>0</b>	<b>0.00</b>	<b>0</b>	<b>0.00</b>	<b>0.00</b>	<b>0.00</b>
<b>EXPENDITURES</b>										
5001 SALARIES AND WAGES	21,461.94	21,461.94	6	29,169.95	0	29,169.95	0	0.00	0.00	-29,169.95
5003 FRINGE BENEFITS	5,502.19	5,502.19	0	6,286.22	0	6,286.22	0	0.00	0.00	-6,286.22
5010 COMMODITIES	187.75	187.75	3	181.96	0	181.96	0	0.00	0.00	-181.96
5020 SERVICES	2,465.00	2,465.00	7	1,415.00	0	1,415.00	0	0.00	0.00	-1,415.00
<b>TOTAL EXPENDITURES</b>	<b>29,616.88</b>	<b>29,616.88</b>	<b>7</b>	<b>37,053.13</b>	<b>0</b>	<b>37,053.13</b>	<b>0</b>	<b>0.00</b>	<b>0.00</b>	<b>-37,053.13</b>
<b>NET CHANGE IN FUND BALANCE</b>	<b>-29,616.88</b>	<b>-29,616.88</b>		<b>-37,053.13</b>		<b>-37,053.13</b>		<b>0.00</b>	<b>0.00</b>	<b>37,053.13</b>




FUND DEPT 1080-026 : GENERAL CORPORATE - COUNTY TREASURER

2/11/2025 4:27:52 PM

PERIOD ENDING 1/31/2025

	ACTUAL LAST YEAR			ACTUAL THIS YEAR				ENCUMBRANCE	BUDGET	UNENCUMBERED BALANCE
	CURRENT MONTH	YEAR TO DATE	%	CURRENT MONTH	%	YEAR TO DATE	%			
<b>REVENUES</b>										
4001 PROPERTY TAX	280.00	280.00	0	0.00	0	0.00	0	0.00	0.00	0.00
<b>TOTAL REVENUES</b>	<b>280.00</b>	<b>280.00</b>	<b>0</b>	<b>0.00</b>	<b>0</b>	<b>0.00</b>	<b>0</b>	<b>0.00</b>	<b>0.00</b>	<b>0.00</b>
<b>EXPENDITURES</b>										
5001 SALARIES AND WAGES	19,582.20	19,582.20	6	25,626.65	0	25,626.65	0	0.00	0.00	-25,626.65
5003 FRINGE BENEFITS	4,476.70	4,476.70	0	4,225.80	0	4,225.80	0	0.00	0.00	-4,225.80
5010 COMMODITIES	938.40	938.40	14	22.50	4	22.50	4	0.00	500.00	477.50
5020 SERVICES	1,265.00	1,265.00	3	0.00	0	0.00	0	0.00	-500.00	-500.00
<b>TOTAL EXPENDITURES</b>	<b>26,262.30</b>	<b>26,262.30</b>	<b>7</b>	<b>29,874.95</b>	<b>0</b>	<b>29,874.95</b>	<b>0</b>	<b>0.00</b>	<b>0.00</b>	<b>-29,874.95</b>
<b>NET CHANGE IN FUND BALANCE</b>	<b>-25,982.30</b>	<b>-25,982.30</b>		<b>-29,874.95</b>		<b>-29,874.95</b>		<b>0.00</b>	<b>0.00</b>	<b>29,874.95</b>



PERIOD ENDING 1/31/2025

	ACTUAL LAST YEAR			ACTUAL THIS YEAR				ENCUMBRANCE	BUDGET	UNENCUMBERED BALANCE
	CURRENT MONTH	YEAR TO DATE	%	CURRENT MONTH	%	YEAR TO DATE	%			
<b>REVENUES</b>										
4004 INTERGOVERNMENTAL REVENUE	0.00	0.00	0	7,025.00	0	7,025.00	0	0.00	0.00	-7,025.00
<b>TOTAL REVENUES</b>	<b>0.00</b>	<b>0.00</b>	<b>0</b>	<b>7,025.00</b>	<b>0</b>	<b>7,025.00</b>	<b>0</b>	<b>0.00</b>	<b>0.00</b>	<b>-7,025.00</b>
<b>EXPENDITURES</b>										
5001 SALARIES AND WAGES	50,617.90	50,617.90	5	68,005.77	0	68,005.77	0	0.00	0.00	-68,005.77
5003 FRINGE BENEFITS	10,942.79	10,942.79	0	10,383.79	0	10,383.79	0	0.00	0.00	-10,383.79
5010 COMMODITIES	5,086.36	5,086.36	7	8,139.92	0	8,139.92	0	0.00	0.00	-8,139.92
5020 SERVICES	17,321.11	17,321.11	5	5,309.75	0	5,309.75	0	0.00	0.00	-5,309.75
<b>TOTAL EXPENDITURES</b>	<b>83,968.16</b>	<b>83,968.16</b>	<b>6</b>	<b>91,839.23</b>	<b>0</b>	<b>91,839.23</b>	<b>0</b>	<b>0.00</b>	<b>0.00</b>	<b>-91,839.23</b>
<b>OTHER FINANCING SOURCES (USES)</b>										
<b>TOTAL OTHER FINANCING SOURCES (USES)</b>	<b>0.00</b>	<b>0.00</b>		<b>0.00</b>		<b>0.00</b>		<b>0.00</b>	<b>0.00</b>	<b>0.00</b>
<b>NET CHANGE IN FUND BALANCE</b>	<b>-83,968.16</b>	<b>-83,968.16</b>		<b>-84,814.23</b>		<b>-84,814.23</b>		<b>0.00</b>	<b>0.00</b>	<b>84,814.23</b>



**FUND DEPT 1080-030 : GENERAL CORPORATE - CIRCUIT CLERK**

2/11/2025 4:27:52 PM

**PERIOD ENDING 1/31/2025**

	ACTUAL LAST YEAR			ACTUAL THIS YEAR				ENCUMBRANCE	BUDGET	UNENCUMBERED BALANCE
	CURRENT MONTH	YEAR TO DATE	%	CURRENT MONTH	%	YEAR TO DATE	%			
<b>REVENUES</b>										
<b>TOTAL REVENUES</b>	<b>0.00</b>	<b>0.00</b>	<b>0</b>	<b>0.00</b>	<b>0</b>	<b>0.00</b>	<b>0</b>	<b>0.00</b>	<b>0.00</b>	<b>0.00</b>
<b>EXPENDITURES</b>										
5001 SALARIES AND WAGES	84,986.78	84,986.78	6	108,149.26	0	108,149.26	0	0.00	0.00	-108,149.26
5003 FRINGE BENEFITS	22,144.90	22,144.90	0	22,975.67	0	22,975.67	0	0.00	0.00	-22,975.67
5010 COMMODITIES	831.46	831.46	1	4,137.90	0	4,137.90	0	22,335.98	0.00	-26,473.88
5020 SERVICES	3,518.33	3,518.33	2	31,125.98	0	31,125.98	0	0.00	0.00	-31,125.98
<b>TOTAL EXPENDITURES</b>	<b>111,481.47</b>	<b>111,481.47</b>	<b>6</b>	<b>166,388.81</b>	<b>0</b>	<b>166,388.81</b>	<b>0</b>	<b>22,335.98</b>	<b>0.00</b>	<b>-188,724.79</b>
<b>OTHER FINANCING SOURCES (USES)</b>										
<b>TOTAL OTHER FINANCING SOURCES (USES)</b>	<b>0.00</b>	<b>0.00</b>		<b>0.00</b>		<b>0.00</b>		<b>0.00</b>	<b>0.00</b>	<b>0.00</b>
<b>NET CHANGE IN FUND BALANCE</b>	<b>-111,481.47</b>	<b>-111,481.47</b>		<b>-166,388.81</b>		<b>-166,388.81</b>		<b>-22,335.98</b>	<b>0.00</b>	<b>188,724.79</b>



**FUND DEPT 1080-031 : GENERAL CORPORATE - CIRCUIT COURT**

2/11/2025 4:27:52 PM

**PERIOD ENDING 1/31/2025**

	ACTUAL LAST YEAR			ACTUAL THIS YEAR				ENCUMBRANCE	BUDGET	UNENCUMBERED BALANCE
	CURRENT MONTH	YEAR TO DATE	%	CURRENT MONTH	%	YEAR TO DATE	%			
<b>REVENUES</b>										
<b>TOTAL REVENUES</b>	<b>0.00</b>	<b>0.00</b>	<b>0</b>	<b>0.00</b>	<b>0</b>	<b>0.00</b>	<b>0</b>	<b>0.00</b>	<b>0.00</b>	<b>0.00</b>
<b>EXPENDITURES</b>										
5001 SALARIES AND WAGES	41,799.90	41,799.90	5	63,134.67	0	63,134.67	0	0.00	0.00	-63,134.67
5003 FRINGE BENEFITS	13,017.50	13,017.50	0	14,391.94	0	14,391.94	0	0.00	0.00	-14,391.94
5010 COMMODITIES	278.01	278.01	1	1,429.90	0	1,429.90	0	0.00	0.00	-1,429.90
5020 SERVICES	38,115.00	38,115.00	6	47,169.07	836 3	47,169.07	836 3	0.00	-564.00	-47,733.07
<b>TOTAL EXPENDITURES</b>	<b>93,210.41</b>	<b>93,210.41</b>	<b>6</b>	<b>126,125.58</b>	<b>223 63</b>	<b>126,125.58</b>	<b>223 63</b>	<b>0.00</b>	<b>-564.00</b>	<b>-126,689.58</b>
<b>OTHER FINANCING SOURCES (USES)</b>										
<b>TOTAL OTHER FINANCING SOURCES (USES)</b>	<b>0.00</b>	<b>0.00</b>		<b>0.00</b>		<b>0.00</b>		<b>0.00</b>	<b>0.00</b>	<b>0.00</b>
<b>NET CHANGE IN FUND BALANCE</b>	<b>-93,210.41</b>	<b>-93,210.41</b>		<b>-126,125.58</b>		<b>-126,125.58</b>		<b>0.00</b>	<b>564.00</b>	<b>126,689.58</b>



**FUND DEPT 1080-032 : GENERAL CORPORATE - JURY COMMISSION**

2/11/2025 4:27:52 PM

**PERIOD ENDING 1/31/2025**

	ACTUAL LAST YEAR			ACTUAL THIS YEAR				ENCUMBRANCE	BUDGET	UNENCUMBERED BALANCE
	CURRENT MONTH	YEAR TO DATE	%	CURRENT MONTH	%	YEAR TO DATE	%			
<b>REVENUES</b>										
<b>TOTAL REVENUES</b>	<b>0.00</b>	<b>0.00</b>	<b>0</b>	<b>0.00</b>	<b>0</b>	<b>0.00</b>	<b>0</b>	<b>0.00</b>	<b>0.00</b>	<b>0.00</b>
<b>EXPENDITURES</b>										
5001 SALARIES AND WAGES	3,206.70	3,206.70	6	4,181.41	0	4,181.41	0	0.00	0.00	-4,181.41
5020 SERVICES	2,127.60	2,127.60	1	7,740.20	137 2	7,740.20	137 2	0.00	564.00	-7,176.20
<b>TOTAL EXPENDITURES</b>	<b>5,334.30</b>	<b>5,334.30</b>	<b>3</b>	<b>11,921.61</b>	<b>211 4</b>	<b>11,921.61</b>	<b>211 4</b>	<b>0.00</b>	<b>564.00</b>	<b>-11,357.61</b>
<b>NET CHANGE IN FUND BALANCE</b>	<b>-5,334.30</b>	<b>-5,334.30</b>		<b>-11,921.61</b>		<b>-11,921.61</b>		<b>0.00</b>	<b>-564.00</b>	<b>11,357.61</b>



**FUND DEPT 1080-036 : GENERAL CORPORATE - PUBLIC DEFENDER**

2/11/2025 4:27:52 PM

**PERIOD ENDING 1/31/2025**

	ACTUAL LAST YEAR			ACTUAL THIS YEAR				ENCUMBRANCE	BUDGET	UNENCUMBERED BALANCE
	CURRENT MONTH	YEAR TO DATE	%	CURRENT MONTH	%	YEAR TO DATE	%			
<b>REVENUES</b>										
<b>TOTAL REVENUES</b>	<b>0.00</b>	<b>0.00</b>	<b>0</b>	<b>0.00</b>	<b>0</b>	<b>0.00</b>	<b>0</b>	<b>0.00</b>	<b>0.00</b>	<b>0.00</b>
<b>EXPENDITURES</b>										
5001 SALARIES AND WAGES	95,706.37	95,706.37	6	125,168.01	0	125,168.01	0	0.00	0.00	-125,168.01
5003 FRINGE BENEFITS	9,947.81	9,947.81	0	13,535.66	0	13,535.66	0	0.00	0.00	-13,535.66
5010 COMMODITIES	596.31	596.31	3	1,357.15	0	1,357.15	0	0.00	0.00	-1,357.15
5020 SERVICES	5,840.20	5,840.20	8	910.00	0	910.00	0	0.00	0.00	-910.00
<b>TOTAL EXPENDITURES</b>	<b>112,090.69</b>	<b>112,090.69</b>	<b>6</b>	<b>140,970.82</b>	<b>0</b>	<b>140,970.82</b>	<b>0</b>	<b>0.00</b>	<b>0.00</b>	<b>-140,970.82</b>
<b>NET CHANGE IN FUND BALANCE</b>	<b>-112,090.69</b>	<b>-112,090.69</b>		<b>-140,970.82</b>		<b>-140,970.82</b>		<b>0.00</b>	<b>0.00</b>	<b>140,970.82</b>






FUND DEPT 1080-040 : GENERAL CORPORATE - SHERIFF

2/11/2025 4:27:52 PM

PERIOD ENDING 1/31/2025

	ACTUAL LAST YEAR			ACTUAL THIS YEAR				ENCUMBRANCE	BUDGET	UNENCUMBERED BALANCE
	CURRENT MONTH	YEAR TO DATE	%	CURRENT MONTH	%	YEAR TO DATE	%			
<b>REVENUES</b>										
4004 INTERGOVERNMENTAL REVENUE	899.00	899.00	0	108,961.37	0	108,961.37	0	0.00	0.00	-108,961.37
4007 CHARGES FOR SERVICES	14,049.00	14,049.00	10	6,208.50	0	6,208.50	0	0.00	0.00	-6,208.50
4009 MISCELLANEOUS REVENUES	45.00	45.00	0	50.00	0	50.00	0	0.00	0.00	-50.00
<b>TOTAL REVENUES</b>	<b>14,993.00</b>	<b>14,993.00</b>	<b>1</b>	<b>115,219.87</b>	<b>0</b>	<b>115,219.87</b>	<b>0</b>	<b>0.00</b>	<b>0.00</b>	<b>-115,219.87</b>
<b>EXPENDITURES</b>										
5001 SALARIES AND WAGES	18,828.91	18,828.91	6	22,377.03	0	22,377.03	0	0.00	0.00	-22,377.03
5002 LAW ENFORCEMENT SALARIES	311,350.94	311,350.94	6	458,864.01	0	458,864.01	0	0.00	0.00	-458,864.01
5003 FRINGE BENEFITS	45,126.68	45,126.68	0	41,180.09	0	41,180.09	0	0.00	0.00	-41,180.09
5010 COMMODITIES	6,084.22	6,084.22	2	23,973.10	107	23,973.10	107	0.00	22,428.00	-1,545.10
5020 SERVICES	310,108.20	310,108.20	29	572,121.86	142 1	572,121.86	142 1	0.00	40,248.55	-531,873.31
<b>TOTAL EXPENDITURES</b>	<b>691,498.95</b>	<b>691,498.95</b>	<b>10</b>	<b>1,118,516.09</b>	<b>178 5</b>	<b>1,118,516.09</b>	<b>178 5</b>	<b>0.00</b>	<b>62,676.55</b>	<b>-1,055,839.54</b>
<b>OTHER FINANCING SOURCES (USES)</b>										
<b>TOTAL OTHER FINANCING SOURCES (USES)</b>	<b>0.00</b>	<b>0.00</b>		<b>0.00</b>		<b>0.00</b>		<b>0.00</b>	<b>0.00</b>	<b>0.00</b>
<b>NET CHANGE IN FUND BALANCE</b>	<b>-676,505.95</b>	<b>-676,505.95</b>		<b>-1,003,296.22</b>		<b>-1,003,296.22</b>		<b>0.00</b>	<b>-62,676.55</b>	<b>940,619.67</b>



**FUND DEPT 1080-041 : GENERAL CORPORATE - STATES ATTORNEY**

2/11/2025 4:27:52 PM

**PERIOD ENDING 1/31/2025**

	ACTUAL LAST YEAR			ACTUAL THIS YEAR				ENCUMBRANCE	BUDGET	UNENCUMBERED BALANCE
	CURRENT MONTH	YEAR TO DATE	%	CURRENT MONTH	%	YEAR TO DATE	%			
<b>REVENUES</b>										
<b>TOTAL REVENUES</b>	<b>0.00</b>	<b>0.00</b>	<b>0</b>	<b>0.00</b>	<b>0</b>	<b>0.00</b>	<b>0</b>	<b>0.00</b>	<b>0.00</b>	<b>0.00</b>
<b>EXPENDITURES</b>										
5001 SALARIES AND WAGES	145,289.33	145,289.33	5	289,795.60	0	289,795.60	0	0.00	0.00	-289,795.60
5003 FRINGE BENEFITS	31,339.37	31,339.37	0	28,538.84	0	28,538.84	0	0.00	0.00	-28,538.84
5020 SERVICES	90.00	90.00	0	60.00	0	60.00	0	0.00	0.00	-60.00
<b>TOTAL EXPENDITURES</b>	<b>176,718.70</b>	<b>176,718.70</b>	<b>6</b>	<b>318,394.44</b>	<b>0</b>	<b>318,394.44</b>	<b>0</b>	<b>0.00</b>	<b>0.00</b>	<b>-318,394.44</b>
<b>OTHER FINANCING SOURCES (USES)</b>										
<b>TOTAL OTHER FINANCING SOURCES (USES)</b>	<b>0.00</b>	<b>0.00</b>		<b>0.00</b>		<b>0.00</b>		<b>0.00</b>	<b>0.00</b>	<b>0.00</b>
<b>NET CHANGE IN FUND BALANCE</b>	<b>-176,718.70</b>	<b>-176,718.70</b>		<b>-318,394.44</b>		<b>-318,394.44</b>		<b>0.00</b>	<b>0.00</b>	<b>318,394.44</b>




**FUND DEPT 1080-042 : GENERAL CORPORATE - CORONER**

2/11/2025 4:27:52 PM

**PERIOD ENDING 1/31/2025**

	ACTUAL LAST YEAR			ACTUAL THIS YEAR				ENCUMBRANCE	BUDGET	UNENCUMBERED BALANCE
	CURRENT MONTH	YEAR TO DATE	%	CURRENT MONTH	%	YEAR TO DATE	%			
<b>REVENUES</b>										
<b>TOTAL REVENUES</b>	<b>0.00</b>	<b>0.00</b>	<b>0</b>	<b>0.00</b>	<b>0</b>	<b>0.00</b>	<b>0</b>	<b>0.00</b>	<b>0.00</b>	<b>0.00</b>
<b>EXPENDITURES</b>										
5001 SALARIES AND WAGES	28,373.73	28,373.73	5	43,232.86	0	43,232.86	0	0.00	0.00	-43,232.86
5003 FRINGE BENEFITS	4,309.30	4,309.30	0	3,038.87	0	3,038.87	0	0.00	0.00	-3,038.87
5010 COMMODITIES	424.51	424.51	1	84.10	0	84.10	0	0.00	0.00	-84.10
5020 SERVICES	444.60	444.60	0	1,081.50	0	1,081.50	0	0.00	0.00	-1,081.50
<b>TOTAL EXPENDITURES</b>	<b>33,552.14</b>	<b>33,552.14</b>	<b>4</b>	<b>47,437.33</b>	<b>0</b>	<b>47,437.33</b>	<b>0</b>	<b>0.00</b>	<b>0.00</b>	<b>-47,437.33</b>
<b>NET CHANGE IN FUND BALANCE</b>	<b>-33,552.14</b>	<b>-33,552.14</b>		<b>-47,437.33</b>		<b>-47,437.33</b>		<b>0.00</b>	<b>0.00</b>	<b>47,437.33</b>



PERIOD ENDING 1/31/2025

	ACTUAL LAST YEAR			ACTUAL THIS YEAR				ENCUMBRANCE	BUDGET	UNENCUMBERED BALANCE
	CURRENT MONTH	YEAR TO DATE	%	CURRENT MONTH	%	YEAR TO DATE	%			
<b>REVENUES</b>										
4004 INTERGOVERNMENTAL REVENUE	0.00	0.00	0	20,356.00	0	20,356.00	0	0.00	0.00	-20,356.00
<b>TOTAL REVENUES</b>	<b>0.00</b>	<b>0.00</b>	<b>0</b>	<b>20,356.00</b>	<b>0</b>	<b>20,356.00</b>	<b>0</b>	<b>0.00</b>	<b>0.00</b>	<b>-20,356.00</b>
<b>EXPENDITURES</b>										
5001 SALARIES AND WAGES	8,570.25	8,570.25	6	11,578.60	0	11,578.60	0	0.00	0.00	-11,578.60
5003 FRINGE BENEFITS	5.20	5.20	0	5.20	0	5.20	0	0.00	0.00	-5.20
5010 COMMODITIES	0.00	0.00	0	431.53	0	431.53	0	0.00	0.00	-431.53
5020 SERVICES	29.95	29.95	0	305.50	0	305.50	0	0.00	0.00	-305.50
<b>TOTAL EXPENDITURES</b>	<b>8,605.40</b>	<b>8,605.40</b>	<b>5</b>	<b>12,320.83</b>	<b>0</b>	<b>12,320.83</b>	<b>0</b>	<b>0.00</b>	<b>0.00</b>	<b>-12,320.83</b>
<b>NET CHANGE IN FUND BALANCE</b>	<b>-8,605.40</b>	<b>-8,605.40</b>		<b>8,035.17</b>		<b>8,035.17</b>		<b>0.00</b>	<b>0.00</b>	<b>-8,035.17</b>



FUND DEPT 1080-051 : GENERAL CORPORATE - JUVENILE DETENTION CENTER

2/11/2025 4:27:52 PM

PERIOD ENDING 1/31/2025

	ACTUAL LAST YEAR			ACTUAL THIS YEAR				ENCUMBRANCE	BUDGET	UNENCUMBERED BALANCE
	CURRENT MONTH	YEAR TO DATE	%	CURRENT MONTH	%	YEAR TO DATE	%			
<b>REVENUES</b>										
4004 INTERGOVERNMENTAL REVENUE	0.00	0.00	0	1,288.91	0	1,288.91	0	0.00	0.00	-1,288.91
<b>TOTAL REVENUES</b>	<b>0.00</b>	<b>0.00</b>	<b>0</b>	<b>1,288.91</b>	<b>0</b>	<b>1,288.91</b>	<b>0</b>	<b>0.00</b>	<b>0.00</b>	<b>-1,288.91</b>
<b>EXPENDITURES</b>										
5001 SALARIES AND WAGES	85,809.32	85,809.32	5	113,903.64	0	113,903.64	0	0.00	0.00	-113,903.64
5003 FRINGE BENEFITS	17,340.36	17,340.36	0	17,453.57	0	17,453.57	0	0.00	0.00	-17,453.57
5010 COMMODITIES	4,628.91	4,628.91	4	4,458.42	0	4,458.42	0	0.00	0.00	-4,458.42
5020 SERVICES	31,826.26	31,826.26	14	54,180.02	0	54,180.02	0	0.00	0.00	-54,180.02
<b>TOTAL EXPENDITURES</b>	<b>139,604.85</b>	<b>139,604.85</b>	<b>7</b>	<b>189,995.65</b>	<b>0</b>	<b>189,995.65</b>	<b>0</b>	<b>0.00</b>	<b>0.00</b>	<b>-189,995.65</b>
<b>OTHER FINANCING SOURCES (USES)</b>										
<b>TOTAL OTHER FINANCING SOURCES (USES)</b>	<b>0.00</b>	<b>0.00</b>		<b>0.00</b>		<b>0.00</b>		<b>0.00</b>	<b>0.00</b>	<b>0.00</b>
<b>NET CHANGE IN FUND BALANCE</b>	<b>-139,604.85</b>	<b>-139,604.85</b>		<b>-188,706.74</b>		<b>-188,706.74</b>		<b>0.00</b>	<b>0.00</b>	<b>188,706.74</b>



**FUND DEPT 1080-052 : GENERAL CORPORATE - COURT SERVICES - PROBATION**

2/11/2025 4:27:52 PM

**PERIOD ENDING 1/31/2025**

	ACTUAL LAST YEAR			ACTUAL THIS YEAR				ENCUMBRANCE	BUDGET	UNENCUMBERED BALANCE
	CURRENT MONTH	YEAR TO DATE	%	CURRENT MONTH	%	YEAR TO DATE	%			
<b>REVENUES</b>										
<b>TOTAL REVENUES</b>	<b>0.00</b>	<b>0.00</b>	<b>0</b>	<b>0.00</b>	<b>0</b>	<b>0.00</b>	<b>0</b>	<b>0.00</b>	<b>0.00</b>	<b>0.00</b>
<b>EXPENDITURES</b>										
5001 SALARIES AND WAGES	109,978.83	109,978.83	6	151,397.41	0	151,397.41	0	0.00	0.00	-151,397.41
5003 FRINGE BENEFITS	25,329.97	25,329.97	0	20,929.12	0	20,929.12	0	0.00	0.00	-20,929.12
5010 COMMODITIES	802.84	802.84	4	181.49	0	181.49	0	0.00	0.00	-181.49
5020 SERVICES	258.94	258.94	3	420.15	0	420.15	0	0.00	0.00	-420.15
<b>TOTAL EXPENDITURES</b>	<b>136,370.58</b>	<b>136,370.58</b>	<b>7</b>	<b>172,928.17</b>	<b>0</b>	<b>172,928.17</b>	<b>0</b>	<b>0.00</b>	<b>0.00</b>	<b>-172,928.17</b>
<b>OTHER FINANCING SOURCES (USES)</b>										
<b>TOTAL OTHER FINANCING SOURCES (USES)</b>	<b>0.00</b>	<b>0.00</b>		<b>0.00</b>		<b>0.00</b>		<b>0.00</b>	<b>0.00</b>	<b>0.00</b>
<b>NET CHANGE IN FUND BALANCE</b>	<b>-136,370.58</b>	<b>-136,370.58</b>		<b>-172,928.17</b>		<b>-172,928.17</b>		<b>0.00</b>	<b>0.00</b>	<b>172,928.17</b>



**FUND DEPT 1080-057 : GENERAL CORPORATE - DEPUTY SHERIFF MERIT COMM**

2/11/2025 4:27:52 PM

**PERIOD ENDING 1/31/2025**

	ACTUAL LAST YEAR			ACTUAL THIS YEAR				ENCUMBRANCE	BUDGET	UNENCUMBERED BALANCE
	CURRENT MONTH	YEAR TO DATE	%	CURRENT MONTH	%	YEAR TO DATE	%			
<b>REVENUES</b>										
<b>TOTAL REVENUES</b>	<b>0.00</b>	<b>0.00</b>	<b>0</b>	<b>0.00</b>	<b>0</b>	<b>0.00</b>	<b>0</b>	<b>0.00</b>	<b>0.00</b>	<b>0.00</b>
<b>EXPENDITURES</b>										
5001 SALARIES AND WAGES	135.00	135.00	14	0.00	0	0.00	0	0.00	0.00	0.00
5020 SERVICES	39.20	39.20	0	92.00	0	92.00	0	0.00	0.00	-92.00
<b>TOTAL EXPENDITURES</b>	<b>174.20</b>	<b>174.20</b>	<b>1</b>	<b>92.00</b>	<b>0</b>	<b>92.00</b>	<b>0</b>	<b>0.00</b>	<b>0.00</b>	<b>-92.00</b>
<b>NET CHANGE IN FUND BALANCE</b>	<b>-174.20</b>	<b>-174.20</b>		<b>-92.00</b>		<b>-92.00</b>		<b>0.00</b>	<b>0.00</b>	<b>92.00</b>



**FUND DEPT 1080-059 : GENERAL CORPORATE - FACILITIES PLANNING**

2/11/2025 4:27:52 PM

**PERIOD ENDING 1/31/2025**

	ACTUAL LAST YEAR			ACTUAL THIS YEAR				ENCUMBRANCE	BUDGET	UNENCUMBERED BALANCE
	CURRENT MONTH	YEAR TO DATE	%	CURRENT MONTH	%	YEAR TO DATE	%			
<b>EXPENDITURES</b>										
<b>TOTAL EXPENDITURES</b>	0.00	0.00	0	0.00	0	0.00	0	0.00	0.00	0.00
<b>NET CHANGE IN FUND BALANCE</b>	0.00	0.00		0.00		0.00		0.00	0.00	0.00





**FUND DEPT 1080-060 : GENERAL CORPORATE - HIGHWAY**

2/11/2025 4:27:52 PM

**PERIOD ENDING 1/31/2025**

	ACTUAL LAST YEAR			ACTUAL THIS YEAR				ENCUMBRANCE	BUDGET	UNENCUMBERED BALANCE
	CURRENT MONTH	YEAR TO DATE	%	CURRENT MONTH	%	YEAR TO DATE	%			
<b>EXPENDITURES</b>										
<b>TOTAL EXPENDITURES</b>	0.00	0.00	0	0.00	0	0.00	0	0.00	0.00	0.00
<b>NET CHANGE IN FUND BALANCE</b>	0.00	0.00		0.00		0.00		0.00	0.00	0.00




**FUND DEPT 1080-071 : GENERAL CORPORATE - PUBLIC PROP (PHYS, PLNT, FAC)**

2/11/2025 4:27:52 PM

**PERIOD ENDING 1/31/2025**

	ACTUAL LAST YEAR			ACTUAL THIS YEAR				ENCUMBRANCE	BUDGET	UNENCUMBERED BALANCE
	CURRENT MONTH	YEAR TO DATE	%	CURRENT MONTH	%	YEAR TO DATE	%			
<b>REVENUES</b>										
4007 CHARGES FOR SERVICES	13,343.20	13,343.20	27	0.00	0	0.00	0	0.00	0.00	0.00
4010 RENTS AND ROYALTIES	42,415.64	42,415.64	4	36,162.59	0	36,162.59	0	0.00	0.00	-36,162.59
<b>TOTAL REVENUES</b>	<b>55,758.84</b>	<b>55,758.84</b>	<b>5</b>	<b>36,162.59</b>	<b>0</b>	<b>36,162.59</b>	<b>0</b>	<b>0.00</b>	<b>0.00</b>	<b>-36,162.59</b>
<b>EXPENDITURES</b>										
5001 SALARIES AND WAGES	66,693.37	66,693.37	6	124,079.08	0	124,079.08	0	0.00	0.00	-124,079.08
5003 FRINGE BENEFITS	19,409.61	19,409.61	0	17,739.02	0	17,739.02	0	0.00	0.00	-17,739.02
5010 COMMODITIES	8,885.32	8,885.32	6	14,292.31	0	14,292.31	0	0.00	0.00	-14,292.31
5020 SERVICES	38,296.05	38,296.05	3	30,357.32	0	30,357.32	0	0.00	0.00	-30,357.32
<b>TOTAL EXPENDITURES</b>	<b>133,284.35</b>	<b>133,284.35</b>	<b>5</b>	<b>186,467.73</b>	<b>0</b>	<b>186,467.73</b>	<b>0</b>	<b>0.00</b>	<b>0.00</b>	<b>-186,467.73</b>
<b>OTHER FINANCING SOURCES (USES)</b>										
<b>TOTAL OTHER FINANCING SOURCES (USES)</b>	<b>0.00</b>	<b>0.00</b>		<b>0.00</b>		<b>0.00</b>		<b>0.00</b>	<b>0.00</b>	<b>0.00</b>
<b>NET CHANGE IN FUND BALANCE</b>	<b>-77,525.51</b>	<b>-77,525.51</b>		<b>-150,305.14</b>		<b>-150,305.14</b>		<b>0.00</b>	<b>0.00</b>	<b>150,305.14</b>




**FUND DEPT 1080-072 : GENERAL CORPORATE - ADA COMPLIANCE**

2/11/2025 4:27:52 PM

**PERIOD ENDING 1/31/2025**

	ACTUAL LAST YEAR			ACTUAL THIS YEAR				ENCUMBRANCE	BUDGET	UNENCUMBERED BALANCE
	CURRENT MONTH	YEAR TO DATE	%	CURRENT MONTH	%	YEAR TO DATE	%			
<b>EXPENDITURES</b>										
<b>TOTAL EXPENDITURES</b>	0.00	0.00	0	0.00	0	0.00	0	0.00	0.00	0.00
<b>NET CHANGE IN FUND BALANCE</b>	0.00	0.00		0.00		0.00		0.00	0.00	0.00



**FUND DEPT 1080-075 : GENERAL CORPORATE - GENERAL COUNTY**

2/11/2025 4:27:52 PM

**PERIOD ENDING 1/31/2025**

	ACTUAL LAST YEAR			ACTUAL THIS YEAR				ENCUMBRANCE	BUDGET	UNENCUMBERED BALANCE
	CURRENT MONTH	YEAR TO DATE	%	CURRENT MONTH	%	YEAR TO DATE	%			
<b>REVENUES</b>										
4004 INTERGOVERNMENTAL REVENUE	292,835.95	292,835.95	2	49,295.45	0	49,295.45	0	0.00	0.00	-49,295.45
4008 INVESTMENT EARNINGS	-332,757.22	-332,757.22	-442	0.00	0	0.00	0	0.00	0.00	0.00
<b>TOTAL REVENUES</b>	<b>-39,921.27</b>	<b>-39,921.27</b>	<b>0</b>	<b>49,295.45</b>	<b>0</b>	<b>49,295.45</b>	<b>0</b>	<b>0.00</b>	<b>0.00</b>	<b>-49,295.45</b>
<b>EXPENDITURES</b>										
5003 FRINGE BENEFITS	196.00	196.00	0	0.00	0	0.00	0	0.00	0.00	0.00
5020 SERVICES	20,631.70	20,631.70	2	104,343.93	0	104,343.93	0	0.00	0.00	-104,343.93
<b>TOTAL EXPENDITURES</b>	<b>20,827.70</b>	<b>20,827.70</b>	<b>0</b>	<b>104,343.93</b>	<b>0</b>	<b>104,343.93</b>	<b>0</b>	<b>0.00</b>	<b>0.00</b>	<b>-104,343.93</b>
<b>OTHER FINANCING SOURCES (USES)</b>										
<b>TOTAL OTHER FINANCING SOURCES (USES)</b>	<b>0.00</b>	<b>0.00</b>		<b>0.00</b>		<b>0.00</b>		<b>0.00</b>	<b>0.00</b>	<b>0.00</b>
<b>NET CHANGE IN FUND BALANCE</b>	<b>-60,748.97</b>	<b>-60,748.97</b>		<b>-55,048.48</b>		<b>-55,048.48</b>		<b>0.00</b>	<b>0.00</b>	<b>55,048.48</b>



FUND DEPT 1080-077 : GENERAL CORPORATE - ZONING AND ENFORCE (P&Z)

2/11/2025 4:27:52 PM

PERIOD ENDING 1/31/2025

	ACTUAL LAST YEAR			ACTUAL THIS YEAR				ENCUMBRANCE	BUDGET	UNENCUMBERED BALANCE
	CURRENT MONTH	YEAR TO DATE	%	CURRENT MONTH	%	YEAR TO DATE	%			
<b>REVENUES</b>										
4006 LICENSES AND PERMITS	0.00	0.00	0	12,687.00	0	12,687.00	0	0.00	0.00	-12,687.00
<b>TOTAL REVENUES</b>	<b>0.00</b>	<b>0.00</b>	<b>0</b>	<b>12,687.00</b>	<b>0</b>	<b>12,687.00</b>	<b>0</b>	<b>0.00</b>	<b>0.00</b>	<b>-12,687.00</b>
<b>EXPENDITURES</b>										
5001 SALARIES AND WAGES	19,615.78	19,615.78	4	26,619.14	0	26,619.14	0	0.00	0.00	-26,619.14
5003 FRINGE BENEFITS	4,336.13	4,336.13	0	4,182.53	0	4,182.53	0	0.00	0.00	-4,182.53
5010 COMMODITIES	0.00	0.00	0	247.10	0	247.10	0	0.00	0.00	-247.10
5020 SERVICES	0.00	0.00	0	238.17	0	238.17	0	0.00	0.00	-238.17
<b>TOTAL EXPENDITURES</b>	<b>23,951.91</b>	<b>23,951.91</b>	<b>4</b>	<b>31,286.94</b>	<b>0</b>	<b>31,286.94</b>	<b>0</b>	<b>0.00</b>	<b>0.00</b>	<b>-31,286.94</b>
<b>NET CHANGE IN FUND BALANCE</b>	<b>-23,951.91</b>	<b>-23,951.91</b>		<b>-18,599.94</b>		<b>-18,599.94</b>		<b>0.00</b>	<b>0.00</b>	<b>18,599.94</b>



**FUND DEPT 1080-124 : GENERAL CORPORATE - REGIONAL OFFICE EDUCATION**

2/11/2025 4:27:52 PM

**PERIOD ENDING 1/31/2025**

	ACTUAL LAST YEAR			ACTUAL THIS YEAR				ENCUMBRANCE	BUDGET	UNENCUMBERED BALANCE
	CURRENT MONTH	YEAR TO DATE	%	CURRENT MONTH	%	YEAR TO DATE	%			
<b>EXPENDITURES</b>										
5020 SERVICES	41,244.36	41,244.36	17	42,422.15	0	42,422.15	0	0.00	0.00	-42,422.15
<b>TOTAL EXPENDITURES</b>	<b>41,244.36</b>	<b>41,244.36</b>	<b>17</b>	<b>42,422.15</b>	<b>0</b>	<b>42,422.15</b>	<b>0</b>	<b>0.00</b>	<b>0.00</b>	<b>-42,422.15</b>
<b>NET CHANGE IN FUND BALANCE</b>	<b>-41,244.36</b>	<b>-41,244.36</b>		<b>-42,422.15</b>		<b>-42,422.15</b>		<b>0.00</b>	<b>0.00</b>	<b>42,422.15</b>



**FUND DEPT 1080-127 : GENERAL CORPORATE - VETERANS ASSISTNC COMSSN**

2/11/2025 4:27:52 PM

**PERIOD ENDING 1/31/2025**

	ACTUAL LAST YEAR			ACTUAL THIS YEAR				ENCUMBRANCE	BUDGET	UNENCUMBERED BALANCE
	CURRENT MONTH	YEAR TO DATE	%	CURRENT MONTH	%	YEAR TO DATE	%			
<b>REVENUES</b>										
<b>TOTAL REVENUES</b>	<b>0.00</b>	<b>0.00</b>	<b>0</b>	<b>0.00</b>	<b>0</b>	<b>0.00</b>	<b>0</b>	<b>0.00</b>	<b>0.00</b>	<b>0.00</b>
<b>EXPENDITURES</b>										
5001 SALARIES AND WAGES	5,483.04	5,483.04	6	3,449.92	0	3,449.92	0	0.00	0.00	-3,449.92
5003 FRINGE BENEFITS	467.33	467.33	2	0.00	0	0.00	0	0.00	0.00	0.00
5020 SERVICES	11,291.78	11,291.78	9	7,750.03	0	7,750.03	0	0.00	0.00	-7,750.03
<b>TOTAL EXPENDITURES</b>	<b>17,242.15</b>	<b>17,242.15</b>	<b>7</b>	<b>11,199.95</b>	<b>0</b>	<b>11,199.95</b>	<b>0</b>	<b>0.00</b>	<b>0.00</b>	<b>-11,199.95</b>
<b>NET CHANGE IN FUND BALANCE</b>	<b>-17,242.15</b>	<b>-17,242.15</b>		<b>-11,199.95</b>		<b>-11,199.95</b>		<b>0.00</b>	<b>0.00</b>	<b>11,199.95</b>



PERIOD ENDING 1/31/2025

	ACTUAL LAST YEAR			ACTUAL THIS YEAR				ENCUMBRANCE	BUDGET	UNENCUMBERED BALANCE
	CURRENT MONTH	YEAR TO DATE	%	CURRENT MONTH	%	YEAR TO DATE	%			
<b>REVENUES</b>										
<i>TOTAL REVENUES</i>	0.00	0.00	0	0.00	0	0.00	0	0.00	0.00	0.00
<b>EXPENDITURES</b>										
<i>TOTAL EXPENDITURES</i>	0.00	0.00	0	0.00	0	0.00	0	0.00	0.00	0.00
<b>OTHER FINANCING SOURCES (USES)</b>										
<i>TOTAL OTHER FINANCING SOURCES (USES)</i>	0.00	0.00		0.00		0.00		0.00	0.00	0.00
<b>NET CHANGE IN FUND BALANCE</b>	<b>0.00</b>	<b>0.00</b>		<b>0.00</b>		<b>0.00</b>		<b>0.00</b>	<b>0.00</b>	<b>0.00</b>





FUND DEPT 1080-140 : GENERAL CORPORATE - CORRECTIONAL CENTER

2/11/2025 4:27:52 PM

PERIOD ENDING 1/31/2025

	ACTUAL LAST YEAR			ACTUAL THIS YEAR				ENCUMBRANCE	BUDGET	UNENCUMBERED BALANCE
	CURRENT MONTH	YEAR TO DATE	%	CURRENT MONTH	%	YEAR TO DATE	%			
<b>REVENUES</b>										
4004 INTERGOVERNMENTAL REVENUE	0.00	0.00	0	1,569.40	0	1,569.40	0	0.00	0.00	-1,569.40
4007 CHARGES FOR SERVICES	0.00	0.00	0	5,843.00	0	5,843.00	0	0.00	0.00	-5,843.00
4009 MISCELLANEOUS REVENUES	16,530.00	16,530.00	29	4,094.48	0	4,094.48	0	0.00	0.00	-4,094.48
<b>TOTAL REVENUES</b>	<b>16,530.00</b>	<b>16,530.00</b>	<b>3</b>	<b>11,506.88</b>	<b>0</b>	<b>11,506.88</b>	<b>0</b>	<b>0.00</b>	<b>0.00</b>	<b>-11,506.88</b>
<b>EXPENDITURES</b>										
5001 SALARIES AND WAGES	222,640.52	222,640.52	5	373,483.33	0	373,483.33	0	0.00	0.00	-373,483.33
5002 LAW ENFORCEMENT SALARIES	65,856.61	65,856.61	5	98,282.61	0	98,282.61	0	0.00	0.00	-98,282.61
5003 FRINGE BENEFITS	56,672.34	56,672.34	0	61,181.18	0	61,181.18	0	0.00	0.00	-61,181.18
5010 COMMODITIES	16,807.19	16,807.19	2	47,318.15	0	47,318.15	0	0.00	0.00	-47,318.15
5020 SERVICES	185,366.62	185,366.62	4	280,777.56	75	280,777.56	75	0.00	375,000.00	94,222.44
<b>TOTAL EXPENDITURES</b>	<b>547,343.28</b>	<b>547,343.28</b>	<b>5</b>	<b>861,042.83</b>	<b>230</b>	<b>861,042.83</b>	<b>230</b>	<b>0.00</b>	<b>375,000.00</b>	<b>-486,042.83</b>
<b>OTHER FINANCING SOURCES (USES)</b>										
<b>TOTAL OTHER FINANCING SOURCES (USES)</b>	<b>0.00</b>	<b>0.00</b>		<b>0.00</b>		<b>0.00</b>		<b>0.00</b>	<b>0.00</b>	<b>0.00</b>
<b>NET CHANGE IN FUND BALANCE</b>	<b>-530,813.28</b>	<b>-530,813.28</b>		<b>-849,535.95</b>		<b>-849,535.95</b>		<b>0.00</b>	<b>-375,000.00</b>	<b>474,535.95</b>



**FUND DEPT 1080-141 : GENERAL CORPORATE - STS ATTY SUPPORT ENFORCE**

2/11/2025 4:27:52 PM

**PERIOD ENDING 1/31/2025**

	ACTUAL LAST YEAR			ACTUAL THIS YEAR				ENCUMBRANCE	BUDGET	UNENCUMBERED BALANCE
	CURRENT MONTH	YEAR TO DATE	%	CURRENT MONTH	%	YEAR TO DATE	%			
<b>REVENUES</b>										
<b>TOTAL REVENUES</b>	<b>0.00</b>	<b>0.00</b>	<b>0</b>	<b>0.00</b>	<b>0</b>	<b>0.00</b>	<b>0</b>	<b>0.00</b>	<b>0.00</b>	<b>0.00</b>
<b>EXPENDITURES</b>										
5001 SALARIES AND WAGES	15,525.26	15,525.26	6	26,547.50	0	26,547.50	0	0.00	0.00	-26,547.50
5003 FRINGE BENEFITS	5,248.93	5,248.93	5	4,076.32	0	4,076.32	0	0.00	0.00	-4,076.32
5020 SERVICES	41.74	41.74	2	40.90	0	40.90	0	0.00	0.00	-40.90
<b>TOTAL EXPENDITURES</b>	<b>20,815.93</b>	<b>20,815.93</b>	<b>5</b>	<b>30,664.72</b>	<b>0</b>	<b>30,664.72</b>	<b>0</b>	<b>0.00</b>	<b>0.00</b>	<b>-30,664.72</b>
<b>NET CHANGE IN FUND BALANCE</b>	<b>-20,815.93</b>	<b>-20,815.93</b>		<b>-30,664.72</b>		<b>-30,664.72</b>		<b>0.00</b>	<b>0.00</b>	<b>30,664.72</b>




FUND DEPT 2060-100 : RPC - POLICE TRAINING - REGIONAL PLANNING COMMISSION

2/11/2025 4:27:52 PM

PERIOD ENDING 1/31/2025

	ACTUAL LAST YEAR			ACTUAL THIS YEAR				ENCUMBRANCE	BUDGET	UNENCUMBERED BALANCE
	CURRENT MONTH	YEAR TO DATE	%	CURRENT MONTH	%	YEAR TO DATE	%			
<b>REVENUES</b>										
4004 INTERGOVERNMENTAL REVENUE	49,860.00	49,860.00	10	49,232.00	0	49,232.00	0	0.00	0.00	-49,232.00
<b>TOTAL REVENUES</b>	<b>49,860.00</b>	<b>49,860.00</b>	<b>10</b>	<b>49,232.00</b>	<b>0</b>	<b>49,232.00</b>	<b>0</b>	<b>0.00</b>	<b>0.00</b>	<b>-49,232.00</b>
<b>EXPENDITURES</b>										
5001 SALARIES AND WAGES	8,094.97	8,094.97	9	11,047.60	-442	11,047.60	-442	0.00	-2,500.00	-13,547.60
5003 FRINGE BENEFITS	1,139.93	1,139.93	2	1,223.54	0	1,223.54	0	0.00	0.00	-1,223.54
5020 SERVICES	9,506.26	9,506.26	8	20,613.02	825	20,613.02	825	0.00	2,500.00	-18,113.02
5999 GEN GOV - CENTRAL ADMIN	0.00	0.00	0	2,929.82	0	2,929.82	0	0.00	0.00	-2,929.82
<b>TOTAL EXPENDITURES</b>	<b>18,741.16</b>	<b>18,741.16</b>	<b>5</b>	<b>35,813.98</b>	<b>0</b>	<b>35,813.98</b>	<b>0</b>	<b>0.00</b>	<b>0.00</b>	<b>-35,813.98</b>
<b>OTHER FINANCING SOURCES (USES)</b>										
<b>TOTAL OTHER FINANCING SOURCES (USES)</b>	<b>0.00</b>	<b>0.00</b>		<b>0.00</b>		<b>0.00</b>		<b>0.00</b>	<b>0.00</b>	<b>0.00</b>
<b>NET CHANGE IN FUND BALANCE</b>	<b>31,118.84</b>	<b>31,118.84</b>		<b>13,418.02</b>		<b>13,418.02</b>		<b>0.00</b>	<b>0.00</b>	<b>-13,418.02</b>



PERIOD ENDING 1/31/2025

	ACTUAL LAST YEAR			ACTUAL THIS YEAR				ENCUMBRANCE	BUDGET	UNENCUMBERED BALANCE
	CURRENT MONTH	YEAR TO DATE	%	CURRENT MONTH	%	YEAR TO DATE	%			
<b>REVENUES</b>										
4004 INTERGOVERNMENTAL REVENUE	855,902.62	855,902.62	4	170,907.36	0	170,907.36	0	0.00	0.00	-170,907.36
4007 CHARGES FOR SERVICES	55,343.10	55,343.10	4	54,810.23	0	54,810.23	0	0.00	0.00	-54,810.23
4008 INVESTMENT EARNINGS	9,150.95	9,150.95	23	0.09	0	0.09	0	0.00	0.00	-0.09
<b>TOTAL REVENUES</b>	<b>920,396.67</b>	<b>920,396.67</b>	<b>4</b>	<b>225,717.68</b>	<b>0</b>	<b>225,717.68</b>	<b>0</b>	<b>0.00</b>	<b>0.00</b>	<b>-225,717.68</b>
<b>EXPENDITURES</b>										
5001 SALARIES AND WAGES	278,261.63	278,261.63	4	372,998.30	-717	372,998.30	-717	0.00	-52,000.00	-424,998.30
5003 FRINGE BENEFITS	69,777.24	69,777.24	4	61,555.12	0	61,555.12	0	0.00	0.00	-61,555.12
5010 COMMODITIES	3,768.28	3,768.28	1	2,495.28	-125	2,495.28	-125	0.00	-2,000.00	-4,495.28
5020 SERVICES	1,393,397.62	1,393,397.62	9	534,937.91	991	534,937.91	991	12,676.00	54,000.00	-493,613.91
<b>TOTAL EXPENDITURES</b>	<b>1,745,204.77</b>	<b>1,745,204.77</b>	<b>7</b>	<b>971,986.61</b>	<b>0</b>	<b>971,986.61</b>	<b>0</b>	<b>12,676.00</b>	<b>0.00</b>	<b>-984,662.61</b>
<b>OTHER FINANCING SOURCES (USES)</b>										
<b>TOTAL OTHER FINANCING SOURCES (USES)</b>	<b>0.00</b>	<b>0.00</b>		<b>0.00</b>		<b>0.00</b>		<b>0.00</b>	<b>0.00</b>	<b>0.00</b>
<b>NET CHANGE IN FUND BALANCE</b>	<b>-824,808.10</b>	<b>-824,808.10</b>		<b>-746,268.93</b>		<b>-746,268.93</b>		<b>-12,676.00</b>	<b>0.00</b>	<b>758,944.93</b>



**FUND DEPT 2076-010 : TORT IMMUNITY TAX FUND - COUNTY BOARD**

2/11/2025 4:27:52 PM

**PERIOD ENDING 1/31/2025**

	ACTUAL LAST YEAR			ACTUAL THIS YEAR				ENCUMBRANCE	BUDGET	UNENCUMBERED BALANCE
	CURRENT MONTH	YEAR TO DATE	%	CURRENT MONTH	%	YEAR TO DATE	%			
<b>EXPENDITURES</b>										
5003 FRINGE BENEFITS	-9.88	-9.88	0	101.99	0	101.99	0	0.00	0.00	-101.99
<b>TOTAL EXPENDITURES</b>	<b>-9.88</b>	<b>-9.88</b>	<b>0</b>	<b>101.99</b>	<b>0</b>	<b>101.99</b>	<b>0</b>	<b>0.00</b>	<b>0.00</b>	<b>-101.99</b>
<b>NET CHANGE IN FUND BALANCE</b>	<b>9.88</b>	<b>9.88</b>		<b>-101.99</b>		<b>-101.99</b>		<b>0.00</b>	<b>0.00</b>	<b>101.99</b>




**FUND DEPT 2076-011 : TORT IMMUNITY TAX FUND - SOLID WASTE MGMT**

2/11/2025 4:27:52 PM

**PERIOD ENDING 1/31/2025**

	ACTUAL LAST YEAR			ACTUAL THIS YEAR				ENCUMBRANCE	BUDGET	UNENCUMBERED BALANCE
	CURRENT MONTH	YEAR TO DATE	%	CURRENT MONTH	%	YEAR TO DATE	%			
<b>EXPENDITURES</b>										
<b>TOTAL EXPENDITURES</b>	0.00	0.00	0	0.00	0	0.00	0	0.00	0.00	0.00
<b>NET CHANGE IN FUND BALANCE</b>	0.00	0.00		0.00		0.00		0.00	0.00	0.00



PERIOD ENDING 1/31/2025

	ACTUAL LAST YEAR			ACTUAL THIS YEAR				ENCUMBRANCE	BUDGET	UNENCUMBERED BALANCE
	CURRENT MONTH	YEAR TO DATE	%	CURRENT MONTH	%	YEAR TO DATE	%			
<b>EXPENDITURES</b>										
5003 FRINGE BENEFITS	-485.49	-485.49	0	387.95	0	387.95	0	0.00	0.00	-387.95
<b>TOTAL EXPENDITURES</b>	<b>-485.49</b>	<b>-485.49</b>	<b>0</b>	<b>387.95</b>	<b>0</b>	<b>387.95</b>	<b>0</b>	<b>0.00</b>	<b>0.00</b>	<b>-387.95</b>
<b>NET CHANGE IN FUND BALANCE</b>	<b>485.49</b>	<b>485.49</b>		<b>-387.95</b>		<b>-387.95</b>		<b>0.00</b>	<b>0.00</b>	<b>387.95</b>




**FUND DEPT 2076-020 : TORT IMMUNITY TAX FUND - AUDITOR**

2/11/2025 4:27:52 PM

**PERIOD ENDING 1/31/2025**

	ACTUAL LAST YEAR			ACTUAL THIS YEAR				ENCUMBRANCE	BUDGET	UNENCUMBERED BALANCE
	CURRENT MONTH	YEAR TO DATE	%	CURRENT MONTH	%	YEAR TO DATE	%			
<b>EXPENDITURES</b>										
5003 FRINGE BENEFITS	-185.56	-185.56	0	166.04	0	166.04	0	0.00	0.00	-166.04
<b>TOTAL EXPENDITURES</b>	<b>-185.56</b>	<b>-185.56</b>	<b>0</b>	<b>166.04</b>	<b>0</b>	<b>166.04</b>	<b>0</b>	<b>0.00</b>	<b>0.00</b>	<b>-166.04</b>
<b>NET CHANGE IN FUND BALANCE</b>	<b>185.56</b>	<b>185.56</b>		<b>-166.04</b>		<b>-166.04</b>		<b>0.00</b>	<b>0.00</b>	<b>166.04</b>





**FUND DEPT 2076-021 : TORT IMMUNITY TAX FUND - BOARD OF REVIEW**

2/11/2025 4:27:52 PM

**PERIOD ENDING 1/31/2025**

	ACTUAL LAST YEAR			ACTUAL THIS YEAR				ENCUMBRANCE	BUDGET	UNENCUMBERED BALANCE
	CURRENT MONTH	YEAR TO DATE	%	CURRENT MONTH	%	YEAR TO DATE	%			
<b>EXPENDITURES</b>										
5003 FRINGE BENEFITS	0.00	0.00	0	50.14	0	50.14	0	0.00	0.00	-50.14
<b>TOTAL EXPENDITURES</b>	<b>0.00</b>	<b>0.00</b>	<b>0</b>	<b>50.14</b>	<b>0</b>	<b>50.14</b>	<b>0</b>	<b>0.00</b>	<b>0.00</b>	<b>-50.14</b>
<b>NET CHANGE IN FUND BALANCE</b>	<b>0.00</b>	<b>0.00</b>		<b>-50.14</b>		<b>-50.14</b>		<b>0.00</b>	<b>0.00</b>	<b>50.14</b>



FUND DEPT 2076-022 : TORT IMMUNITY TAX FUND - COUNTY CLERK

2/11/2025 4:27:52 PM

PERIOD ENDING 1/31/2025

	ACTUAL LAST YEAR			ACTUAL THIS YEAR				ENCUMBRANCE	BUDGET	UNENCUMBERED BALANCE
	CURRENT MONTH	YEAR TO DATE	%	CURRENT MONTH	%	YEAR TO DATE	%			
<b>EXPENDITURES</b>										
5003 FRINGE BENEFITS	-399.66	-399.66	0	343.96	0	343.96	0	0.00	0.00	-343.96
<b>TOTAL EXPENDITURES</b>	<b>-399.66</b>	<b>-399.66</b>	<b>0</b>	<b>343.96</b>	<b>0</b>	<b>343.96</b>	<b>0</b>	<b>0.00</b>	<b>0.00</b>	<b>-343.96</b>
<b>NET CHANGE IN FUND BALANCE</b>	<b>399.66</b>	<b>399.66</b>		<b>-343.96</b>		<b>-343.96</b>		<b>0.00</b>	<b>0.00</b>	<b>343.96</b>



**FUND DEPT 2076-023 : TORT IMMUNITY TAX FUND - RECORDER**

2/11/2025 4:27:52 PM

**PERIOD ENDING 1/31/2025**

	ACTUAL LAST YEAR			ACTUAL THIS YEAR				ENCUMBRANCE	BUDGET	UNENCUMBERED BALANCE
	CURRENT MONTH	YEAR TO DATE	%	CURRENT MONTH	%	YEAR TO DATE	%			
<b>EXPENDITURES</b>										
5003 FRINGE BENEFITS	-22.62	-22.62	0	65.28	0	65.28	0	0.00	0.00	-65.28
<b>TOTAL EXPENDITURES</b>	<b>-22.62</b>	<b>-22.62</b>	<b>0</b>	<b>65.28</b>	<b>0</b>	<b>65.28</b>	<b>0</b>	<b>0.00</b>	<b>0.00</b>	<b>-65.28</b>
<b>NET CHANGE IN FUND BALANCE</b>	<b>22.62</b>	<b>22.62</b>		<b>-65.28</b>		<b>-65.28</b>		<b>0.00</b>	<b>0.00</b>	<b>65.28</b>



**FUND DEPT 2076-025 : TORT IMMUNITY TAX FUND - SUPERVISOR OF ASSESSMENT**

2/11/2025 4:27:52 PM

**PERIOD ENDING 1/31/2025**

	ACTUAL LAST YEAR			ACTUAL THIS YEAR				ENCUMBRANCE	BUDGET	UNENCUMBERED BALANCE
	CURRENT MONTH	YEAR TO DATE	%	CURRENT MONTH	%	YEAR TO DATE	%			
<b>EXPENDITURES</b>										
5003 FRINGE BENEFITS	0.00	0.00	0	125.89	0	125.89	0	0.00	0.00	-125.89
<b>TOTAL EXPENDITURES</b>	<b>0.00</b>	<b>0.00</b>	<b>0</b>	<b>125.89</b>	<b>0</b>	<b>125.89</b>	<b>0</b>	<b>0.00</b>	<b>0.00</b>	<b>-125.89</b>
<b>NET CHANGE IN FUND BALANCE</b>	<b>0.00</b>	<b>0.00</b>		<b>-125.89</b>		<b>-125.89</b>		<b>0.00</b>	<b>0.00</b>	<b>125.89</b>



FUND DEPT 2076-026 : TORT IMMUNITY TAX FUND - COUNTY TREASURER

2/11/2025 4:27:52 PM

PERIOD ENDING 1/31/2025

	ACTUAL LAST YEAR			ACTUAL THIS YEAR				ENCUMBRANCE	BUDGET	UNENCUMBERED BALANCE
	CURRENT MONTH	YEAR TO DATE	%	CURRENT MONTH	%	YEAR TO DATE	%			
<b>EXPENDITURES</b>										
5003 FRINGE BENEFITS	0.00	0.00	0	109.58	0	109.58	0	0.00	0.00	-109.58
<b>TOTAL EXPENDITURES</b>	<b>0.00</b>	<b>0.00</b>	<b>0</b>	<b>109.58</b>	<b>0</b>	<b>109.58</b>	<b>0</b>	<b>0.00</b>	<b>0.00</b>	<b>-109.58</b>
<b>NET CHANGE IN FUND BALANCE</b>	<b>0.00</b>	<b>0.00</b>		<b>-109.58</b>		<b>-109.58</b>		<b>0.00</b>	<b>0.00</b>	<b>109.58</b>




**FUND DEPT 2076-028 : TORT IMMUNITY TAX FUND - INFORMATION TECHNOLOGY (IT)**

2/11/2025 4:27:52 PM

**PERIOD ENDING 1/31/2025**

	ACTUAL LAST YEAR			ACTUAL THIS YEAR				ENCUMBRANCE	BUDGET	UNENCUMBERED BALANCE
	CURRENT MONTH	YEAR TO DATE	%	CURRENT MONTH	%	YEAR TO DATE	%			
<b>EXPENDITURES</b>										
5003 FRINGE BENEFITS	-473.42	-473.42	0	385.34	0	385.34	0	0.00	0.00	-385.34
<b>TOTAL EXPENDITURES</b>	<b>-473.42</b>	<b>-473.42</b>	<b>0</b>	<b>385.34</b>	<b>0</b>	<b>385.34</b>	<b>0</b>	<b>0.00</b>	<b>0.00</b>	<b>-385.34</b>
<b>NET CHANGE IN FUND BALANCE</b>	<b>473.42</b>	<b>473.42</b>		<b>-385.34</b>		<b>-385.34</b>		<b>0.00</b>	<b>0.00</b>	<b>385.34</b>



FUND DEPT 2076-030 : TORT IMMUNITY TAX FUND - CIRCUIT CLERK

2/11/2025 4:27:52 PM

PERIOD ENDING 1/31/2025

	ACTUAL LAST YEAR			ACTUAL THIS YEAR				ENCUMBRANCE	BUDGET	UNENCUMBERED BALANCE
	CURRENT MONTH	YEAR TO DATE	%	CURRENT MONTH	%	YEAR TO DATE	%			
<b>EXPENDITURES</b>										
5003 FRINGE BENEFITS	-1,200.74	-1,200.74	0	455.43	0	455.43	0	0.00	0.00	-455.43
<b>TOTAL EXPENDITURES</b>	<b>-1,200.74</b>	<b>-1,200.74</b>	<b>0</b>	<b>455.43</b>	<b>0</b>	<b>455.43</b>	<b>0</b>	<b>0.00</b>	<b>0.00</b>	<b>-455.43</b>
<b>NET CHANGE IN FUND BALANCE</b>	<b>1,200.74</b>	<b>1,200.74</b>		<b>-455.43</b>		<b>-455.43</b>		<b>0.00</b>	<b>0.00</b>	<b>455.43</b>



FUND DEPT 2076-031 : TORT IMMUNITY TAX FUND - CIRCUIT COURT

2/11/2025 4:27:52 PM

PERIOD ENDING 1/31/2025

	ACTUAL LAST YEAR			ACTUAL THIS YEAR				ENCUMBRANCE	BUDGET	UNENCUMBERED BALANCE
	CURRENT MONTH	YEAR TO DATE	%	CURRENT MONTH	%	YEAR TO DATE	%			
<b>EXPENDITURES</b>										
5003 FRINGE BENEFITS	0.00	0.00	0	277.96	0	277.96	0	0.00	0.00	-277.96
<b>TOTAL EXPENDITURES</b>	<b>0.00</b>	<b>0.00</b>	<b>0</b>	<b>277.96</b>	<b>0</b>	<b>277.96</b>	<b>0</b>	<b>0.00</b>	<b>0.00</b>	<b>-277.96</b>
<b>NET CHANGE IN FUND BALANCE</b>	<b>0.00</b>	<b>0.00</b>		<b>-277.96</b>		<b>-277.96</b>		<b>0.00</b>	<b>0.00</b>	<b>277.96</b>





**FUND DEPT 2076-032 : TORT IMMUNITY TAX FUND - JURY COMMISSION**

2/11/2025 4:27:52 PM

**PERIOD ENDING 1/31/2025**

	ACTUAL LAST YEAR			ACTUAL THIS YEAR				ENCUMBRANCE	BUDGET	UNENCUMBERED BALANCE
	CURRENT MONTH	YEAR TO DATE	%	CURRENT MONTH	%	YEAR TO DATE	%			
<b>EXPENDITURES</b>										
5003 FRINGE BENEFITS	-24.30	-24.30	0	18.40	0	18.40	0	0.00	0.00	-18.40
<b>TOTAL EXPENDITURES</b>	<b>-24.30</b>	<b>-24.30</b>	<b>0</b>	<b>18.40</b>	<b>0</b>	<b>18.40</b>	<b>0</b>	<b>0.00</b>	<b>0.00</b>	<b>-18.40</b>
<b>NET CHANGE IN FUND BALANCE</b>	<b>24.30</b>	<b>24.30</b>		<b>-18.40</b>		<b>-18.40</b>		<b>0.00</b>	<b>0.00</b>	<b>18.40</b>



FUND DEPT 2076-036 : TORT IMMUNITY TAX FUND - PUBLIC DEFENDER

2/11/2025 4:27:52 PM

PERIOD ENDING 1/31/2025

	ACTUAL LAST YEAR			ACTUAL THIS YEAR				ENCUMBRANCE	BUDGET	UNENCUMBERED BALANCE
	CURRENT MONTH	YEAR TO DATE	%	CURRENT MONTH	%	YEAR TO DATE	%			
<b>EXPENDITURES</b>										
5003 FRINGE BENEFITS	0.00	0.00	0	237.13	0	237.13	0	0.00	0.00	-237.13
<b>TOTAL EXPENDITURES</b>	<b>0.00</b>	<b>0.00</b>	<b>0</b>	<b>237.13</b>	<b>0</b>	<b>237.13</b>	<b>0</b>	<b>0.00</b>	<b>0.00</b>	<b>-237.13</b>
<b>NET CHANGE IN FUND BALANCE</b>	<b>0.00</b>	<b>0.00</b>		<b>-237.13</b>		<b>-237.13</b>		<b>0.00</b>	<b>0.00</b>	<b>237.13</b>




**FUND DEPT 2076-040 : TORT IMMUNITY TAX FUND - SHERIFF**

2/11/2025 4:27:52 PM

**PERIOD ENDING 1/31/2025**

	ACTUAL LAST YEAR			ACTUAL THIS YEAR				ENCUMBRANCE	BUDGET	UNENCUMBERED BALANCE
	CURRENT MONTH	YEAR TO DATE	%	CURRENT MONTH	%	YEAR TO DATE	%			
<b>EXPENDITURES</b>										
5003 FRINGE BENEFITS	-197.05	-197.05	0	22,120.82	0	22,120.82	0	0.00	0.00	-22,120.82
<b>TOTAL EXPENDITURES</b>	<b>-197.05</b>	<b>-197.05</b>	<b>0</b>	<b>22,120.82</b>	<b>0</b>	<b>22,120.82</b>	<b>0</b>	<b>0.00</b>	<b>0.00</b>	<b>-22,120.82</b>
<b>NET CHANGE IN FUND BALANCE</b>	<b>197.05</b>	<b>197.05</b>		<b>-22,120.82</b>		<b>-22,120.82</b>		<b>0.00</b>	<b>0.00</b>	<b>22,120.82</b>



FUND DEPT 2076-041 : TORT IMMUNITY TAX FUND - STATES ATTORNEY

2/11/2025 4:27:52 PM

PERIOD ENDING 1/31/2025

	ACTUAL LAST YEAR			ACTUAL THIS YEAR				ENCUMBRANCE	BUDGET	UNENCUMBERED BALANCE
	CURRENT MONTH	YEAR TO DATE	%	CURRENT MONTH	%	YEAR TO DATE	%			
<b>EXPENDITURES</b>										
5003 FRINGE BENEFITS	-899.45	-899.45	0	216.86	0	216.86	0	0.00	0.00	-216.86
<b>TOTAL EXPENDITURES</b>	<b>-899.45</b>	<b>-899.45</b>	<b>0</b>	<b>216.86</b>	<b>0</b>	<b>216.86</b>	<b>0</b>	<b>0.00</b>	<b>0.00</b>	<b>-216.86</b>
<b>NET CHANGE IN FUND BALANCE</b>	<b>899.45</b>	<b>899.45</b>		<b>-216.86</b>		<b>-216.86</b>		<b>0.00</b>	<b>0.00</b>	<b>216.86</b>



**FUND DEPT 2076-042 : TORT IMMUNITY TAX FUND - CORONER**

2/11/2025 4:27:52 PM

**PERIOD ENDING 1/31/2025**

	ACTUAL LAST YEAR			ACTUAL THIS YEAR				ENCUMBRANCE	BUDGET	UNENCUMBERED BALANCE
	CURRENT MONTH	YEAR TO DATE	%	CURRENT MONTH	%	YEAR TO DATE	%			
<b>EXPENDITURES</b>										
5003 FRINGE BENEFITS	-68.87	-68.87	0	186.74	0	186.74	0	0.00	0.00	-186.74
<b>TOTAL EXPENDITURES</b>	<b>-68.87</b>	<b>-68.87</b>	<b>0</b>	<b>186.74</b>	<b>0</b>	<b>186.74</b>	<b>0</b>	<b>0.00</b>	<b>0.00</b>	<b>-186.74</b>
<b>NET CHANGE IN FUND BALANCE</b>	<b>68.87</b>	<b>68.87</b>		<b>-186.74</b>		<b>-186.74</b>		<b>0.00</b>	<b>0.00</b>	<b>186.74</b>



**FUND DEPT 2076-043 : TORT IMMUNITY TAX FUND - EMERGENCY MGMT AGCY (EMA)**

2/11/2025 4:27:52 PM

**PERIOD ENDING 1/31/2025**

	ACTUAL LAST YEAR			ACTUAL THIS YEAR				ENCUMBRANCE	BUDGET	UNENCUMBERED BALANCE
	CURRENT MONTH	YEAR TO DATE	%	CURRENT MONTH	%	YEAR TO DATE	%			
<b>EXPENDITURES</b>										
5003 FRINGE BENEFITS	0.00	0.00	0	679.66	0	679.66	0	0.00	0.00	-679.66
<b>TOTAL EXPENDITURES</b>	<b>0.00</b>	<b>0.00</b>	<b>0</b>	<b>679.66</b>	<b>0</b>	<b>679.66</b>	<b>0</b>	<b>0.00</b>	<b>0.00</b>	<b>-679.66</b>
<b>NET CHANGE IN FUND BALANCE</b>	<b>0.00</b>	<b>0.00</b>		<b>-679.66</b>		<b>-679.66</b>		<b>0.00</b>	<b>0.00</b>	<b>679.66</b>



FUND DEPT 2076-051 : TORT IMMUNITY TAX FUND - JUVENILE DETENTION CENTER

2/11/2025 4:27:52 PM

PERIOD ENDING 1/31/2025

	ACTUAL LAST YEAR			ACTUAL THIS YEAR				ENCUMBRANCE	BUDGET	UNENCUMBERED BALANCE
	CURRENT MONTH	YEAR TO DATE	%	CURRENT MONTH	%	YEAR TO DATE	%			
<b>EXPENDITURES</b>										
5003 FRINGE BENEFITS	-1,313.22	-1,313.22	0	6,437.99	0	6,437.99	0	0.00	0.00	-6,437.99
<b>TOTAL EXPENDITURES</b>	<b>-1,313.22</b>	<b>-1,313.22</b>	<b>0</b>	<b>6,437.99</b>	<b>0</b>	<b>6,437.99</b>	<b>0</b>	<b>0.00</b>	<b>0.00</b>	<b>-6,437.99</b>
<b>NET CHANGE IN FUND BALANCE</b>	<b>1,313.22</b>	<b>1,313.22</b>		<b>-6,437.99</b>		<b>-6,437.99</b>		<b>0.00</b>	<b>0.00</b>	<b>6,437.99</b>



**FUND DEPT 2076-052 : TORT IMMUNITY TAX FUND - COURT SERVICES -PROBATION**

2/11/2025 4:27:52 PM

**PERIOD ENDING 1/31/2025**

	ACTUAL LAST YEAR			ACTUAL THIS YEAR				ENCUMBRANCE	BUDGET	UNENCUMBERED BALANCE
	CURRENT MONTH	YEAR TO DATE	%	CURRENT MONTH	%	YEAR TO DATE	%			
<b>EXPENDITURES</b>										
5003 FRINGE BENEFITS	-223.22	-223.22	0	8,098.44	0	8,098.44	0	0.00	0.00	-8,098.44
<b>TOTAL EXPENDITURES</b>	<b>-223.22</b>	<b>-223.22</b>	<b>0</b>	<b>8,098.44</b>	<b>0</b>	<b>8,098.44</b>	<b>0</b>	<b>0.00</b>	<b>0.00</b>	<b>-8,098.44</b>
<b>NET CHANGE IN FUND BALANCE</b>	<b>223.22</b>	<b>223.22</b>		<b>-8,098.44</b>		<b>-8,098.44</b>		<b>0.00</b>	<b>0.00</b>	<b>8,098.44</b>





**FUND DEPT 2076-057 : TORT IMMUNITY TAX FUND - DEPUTY SHERIFF MERIT COMM**

2/11/2025 4:27:52 PM

**PERIOD ENDING 1/31/2025**

	ACTUAL LAST YEAR			ACTUAL THIS YEAR				ENCUMBRANCE	BUDGET	UNENCUMBERED BALANCE
	CURRENT MONTH	YEAR TO DATE	%	CURRENT MONTH	%	YEAR TO DATE	%			
<b>EXPENDITURES</b>										
<b>TOTAL EXPENDITURES</b>	0.00	0.00	0	0.00	0	0.00	0	0.00	0.00	0.00
<b>NET CHANGE IN FUND BALANCE</b>	0.00	0.00		0.00		0.00		0.00	0.00	0.00



**FUND DEPT 2076-071 : TORT IMMUNITY TAX FUND - PUBLIC PROP (PHYS, PLNT, FAC)**

2/11/2025 4:27:52 PM

**PERIOD ENDING 1/31/2025**

	ACTUAL LAST YEAR			ACTUAL THIS YEAR				ENCUMBRANCE	BUDGET	UNENCUMBERED BALANCE
	CURRENT MONTH	YEAR TO DATE	%	CURRENT MONTH	%	YEAR TO DATE	%			
<b>EXPENDITURES</b>										
5003 FRINGE BENEFITS	-415.51	-415.51	0	11,492.30	0	11,492.30	0	0.00	0.00	-11,492.30
<b>TOTAL EXPENDITURES</b>	<b>-415.51</b>	<b>-415.51</b>	<b>0</b>	<b>11,492.30</b>	<b>0</b>	<b>11,492.30</b>	<b>0</b>	<b>0.00</b>	<b>0.00</b>	<b>-11,492.30</b>
<b>NET CHANGE IN FUND BALANCE</b>	<b>415.51</b>	<b>415.51</b>		<b>-11,492.30</b>		<b>-11,492.30</b>		<b>0.00</b>	<b>0.00</b>	<b>11,492.30</b>



FUND DEPT 2076-075 : TORT IMMUNITY TAX FUND - GENERAL COUNTY

2/11/2025 4:27:52 PM

PERIOD ENDING 1/31/2025

	ACTUAL LAST YEAR			ACTUAL THIS YEAR				ENCUMBRANCE	BUDGET	UNENCUMBERED BALANCE
	CURRENT MONTH	YEAR TO DATE	%	CURRENT MONTH	%	YEAR TO DATE	%			
<b>REVENUES</b>										
4008 INVESTMENT EARNINGS	-23,407.69	-23,407.69	-234	0.00	0	0.00	0	0.00	0.00	0.00
<b>TOTAL REVENUES</b>	<b>-23,407.69</b>	<b>-23,407.69</b>	<b>-1</b>	<b>0.00</b>	<b>0</b>	<b>0.00</b>	<b>0</b>	<b>0.00</b>	<b>0.00</b>	<b>0.00</b>
<b>EXPENDITURES</b>										
<b>TOTAL EXPENDITURES</b>	<b>0.00</b>	<b>0.00</b>	<b>0</b>	<b>0.00</b>	<b>0</b>	<b>0.00</b>	<b>0</b>	<b>0.00</b>	<b>0.00</b>	<b>0.00</b>
<b>OTHER FINANCING SOURCES (USES)</b>										
<b>TOTAL OTHER FINANCING SOURCES (USES)</b>	<b>0.00</b>	<b>0.00</b>		<b>0.00</b>		<b>0.00</b>		<b>0.00</b>	<b>0.00</b>	<b>0.00</b>
<b>NET CHANGE IN FUND BALANCE</b>	<b>-23,407.69</b>	<b>-23,407.69</b>		<b>0.00</b>		<b>0.00</b>		<b>0.00</b>	<b>0.00</b>	<b>0.00</b>



**FUND DEPT 2076-077 : TORT IMMUNITY TAX FUND - ZONING AND ENFORCE (P&Z)**

2/11/2025 4:27:52 PM

**PERIOD ENDING 1/31/2025**

	ACTUAL LAST YEAR			ACTUAL THIS YEAR				ENCUMBRANCE	BUDGET	UNENCUMBERED BALANCE
	CURRENT MONTH	YEAR TO DATE	%	CURRENT MONTH	%	YEAR TO DATE	%			
<b>EXPENDITURES</b>										
5003 FRINGE BENEFITS	-106.38	-106.38	0	114.39	0	114.39	0	0.00	0.00	-114.39
<b>TOTAL EXPENDITURES</b>	<b>-106.38</b>	<b>-106.38</b>	<b>0</b>	<b>114.39</b>	<b>0</b>	<b>114.39</b>	<b>0</b>	<b>0.00</b>	<b>0.00</b>	<b>-114.39</b>
<b>NET CHANGE IN FUND BALANCE</b>	<b>106.38</b>	<b>106.38</b>		<b>-114.39</b>		<b>-114.39</b>		<b>0.00</b>	<b>0.00</b>	<b>114.39</b>



**FUND DEPT 2076-127 : TORT IMMUNITY TAX FUND - VETERANS ASSISTNC COMMSSN**

2/11/2025 4:27:52 PM

**PERIOD ENDING 1/31/2025**

	ACTUAL LAST YEAR			ACTUAL THIS YEAR				ENCUMBRANCE	BUDGET	UNENCUMBERED BALANCE
	CURRENT MONTH	YEAR TO DATE	%	CURRENT MONTH	%	YEAR TO DATE	%			
<b>EXPENDITURES</b>										
5003 FRINGE BENEFITS	0.00	0.00	0	15.12	0	15.12	0	0.00	0.00	-15.12
<b>TOTAL EXPENDITURES</b>	<b>0.00</b>	<b>0.00</b>	<b>0</b>	<b>15.12</b>	<b>0</b>	<b>15.12</b>	<b>0</b>	<b>0.00</b>	<b>0.00</b>	<b>-15.12</b>
<b>NET CHANGE IN FUND BALANCE</b>	<b>0.00</b>	<b>0.00</b>		<b>-15.12</b>		<b>-15.12</b>		<b>0.00</b>	<b>0.00</b>	<b>15.12</b>



**FUND DEPT 2076-130 : TORT IMMUNITY TAX FUND - CIRC CLK SUPPORT ENFORCE**

2/11/2025 4:27:52 PM

**PERIOD ENDING 1/31/2025**

	ACTUAL LAST YEAR			ACTUAL THIS YEAR				ENCUMBRANCE	BUDGET	UNENCUMBERED BALANCE
	CURRENT MONTH	YEAR TO DATE	%	CURRENT MONTH	%	YEAR TO DATE	%			
<b>EXPENDITURES</b>										
<b>TOTAL EXPENDITURES</b>	0.00	0.00	0	0.00	0	0.00	0	0.00	0.00	0.00
<b>NET CHANGE IN FUND BALANCE</b>	0.00	0.00		0.00		0.00		0.00	0.00	0.00



**FUND DEPT 2076-140 : TORT IMMUNITY TAX FUND - CORRECTIONAL CENTER**

2/11/2025 4:27:52 PM

**PERIOD ENDING 1/31/2025**

	ACTUAL LAST YEAR			ACTUAL THIS YEAR				ENCUMBRANCE	BUDGET	UNENCUMBERED BALANCE
	CURRENT MONTH	YEAR TO DATE	%	CURRENT MONTH	%	YEAR TO DATE	%			
<b>EXPENDITURES</b>										
5003 FRINGE BENEFITS	-1,613.20	-1,613.20	0	19,711.26	0	19,711.26	0	0.00	0.00	-19,711.26
<b>TOTAL EXPENDITURES</b>	<b>-1,613.20</b>	<b>-1,613.20</b>	<b>0</b>	<b>19,711.26</b>	<b>0</b>	<b>19,711.26</b>	<b>0</b>	<b>0.00</b>	<b>0.00</b>	<b>-19,711.26</b>
<b>NET CHANGE IN FUND BALANCE</b>	<b>1,613.20</b>	<b>1,613.20</b>		<b>-19,711.26</b>		<b>-19,711.26</b>		<b>0.00</b>	<b>0.00</b>	<b>19,711.26</b>



FUND DEPT 2083-060 : COUNTY HIGHWAY - HIGHWAY

2/11/2025 4:27:52 PM

PERIOD ENDING 1/31/2025

	ACTUAL LAST YEAR			ACTUAL THIS YEAR				ENCUMBRANCE	BUDGET	UNENCUMBERED BALANCE
	CURRENT MONTH	YEAR TO DATE	%	CURRENT MONTH	%	YEAR TO DATE	%			
<b>REVENUES</b>										
4007 CHARGES FOR SERVICES	150.00	150.00	0	0.00	0	0.00	0	0.00	0.00	0.00
4008 INVESTMENT EARNINGS	-358,646.26	-358,646.26	-598	0.00	0	0.00	0	0.00	0.00	0.00
<b>TOTAL REVENUES</b>	<b>-358,496.26</b>	<b>-358,496.26</b>	<b>-8</b>	<b>0.00</b>	<b>0</b>	<b>0.00</b>	<b>0</b>	<b>0.00</b>	<b>0.00</b>	<b>0.00</b>
<b>EXPENDITURES</b>										
5001 SALARIES AND WAGES	118,705.59	118,705.59	7	121,975.71	0	121,975.71	0	0.00	0.00	-121,975.71
5003 FRINGE BENEFITS	19,769.66	19,769.66	3	23,934.80	0	23,934.80	0	0.00	0.00	-23,934.80
5010 COMMODITIES	8,346.74	8,346.74	3	15,228.10	0	15,228.10	0	0.00	0.00	-15,228.10
5020 SERVICES	43,998.08	43,998.08	6	16,273.96	0	16,273.96	0	2,199.00	0.00	-18,472.96
8000 CAPITAL OUTLAY	0.00	0.00	0	0.00	0	0.00	0	18,100.00	0.00	-18,100.00
<b>TOTAL EXPENDITURES</b>	<b>190,820.07</b>	<b>190,820.07</b>	<b>5</b>	<b>177,412.57</b>	<b>0</b>	<b>177,412.57</b>	<b>0</b>	<b>20,299.00</b>	<b>0.00</b>	<b>-197,711.57</b>
<b>OTHER FINANCING SOURCES (USES)</b>										
<b>TOTAL OTHER FINANCING SOURCES (USES)</b>	<b>0.00</b>	<b>0.00</b>		<b>0.00</b>		<b>0.00</b>		<b>0.00</b>	<b>0.00</b>	<b>0.00</b>
<b>NET CHANGE IN FUND BALANCE</b>	<b>-549,316.33</b>	<b>-549,316.33</b>		<b>-177,412.57</b>		<b>-177,412.57</b>		<b>-20,299.00</b>	<b>0.00</b>	<b>197,711.57</b>





FUND DEPT 2083-062 : COUNTY HIGHWAY - HIGHWAY BUILDING CAPITAL

2/11/2025 4:27:52 PM

PERIOD ENDING 1/31/2025

	ACTUAL LAST YEAR			ACTUAL THIS YEAR				ENCUMBRANCE	BUDGET	UNENCUMBERED BALANCE
	CURRENT MONTH	YEAR TO DATE	%	CURRENT MONTH	%	YEAR TO DATE	%			
<b>REVENUES</b>										
<i>TOTAL REVENUES</i>	0.00	0.00	0	0.00	0	0.00	0	0.00	0.00	0.00
<b>EXPENDITURES</b>										
<i>TOTAL EXPENDITURES</i>	0.00	0.00	0	0.00	0	0.00	0	0.00	0.00	0.00
<b>OTHER FINANCING SOURCES (USES)</b>										
<i>TOTAL OTHER FINANCING SOURCES (USES)</i>	0.00	0.00		0.00		0.00		0.00	0.00	0.00
<b>NET CHANGE IN FUND BALANCE</b>	<b>0.00</b>	<b>0.00</b>		<b>0.00</b>		<b>0.00</b>		<b>0.00</b>	<b>0.00</b>	<b>0.00</b>



FUND DEPT 2084-060 : COUNTY BRIDGE - HIGHWAY

2/11/2025 4:27:52 PM

PERIOD ENDING 1/31/2025

	ACTUAL LAST YEAR			ACTUAL THIS YEAR				ENCUMBRANCE	BUDGET	UNENCUMBERED BALANCE
	CURRENT MONTH	YEAR TO DATE	%	CURRENT MONTH	%	YEAR TO DATE	%			
<b>REVENUES</b>										
4008 INVESTMENT EARNINGS	-224,053.17	-224,053.17	-747	0.00	0	0.00	0	0.00	0.00	0.00
<b>TOTAL REVENUES</b>	<b>-224,053.17</b>	<b>-224,053.17</b>	<b>-13</b>	<b>0.00</b>	<b>0</b>	<b>0.00</b>	<b>0</b>	<b>0.00</b>	<b>0.00</b>	<b>0.00</b>
<b>EXPENDITURES</b>										
5020 SERVICES	7,516.11	7,516.11	3	0.00	0	0.00	0	0.00	0.00	0.00
<b>TOTAL EXPENDITURES</b>	<b>7,516.11</b>	<b>7,516.11</b>	<b>0</b>	<b>0.00</b>	<b>0</b>	<b>0.00</b>	<b>0</b>	<b>0.00</b>	<b>0.00</b>	<b>0.00</b>
<b>OTHER FINANCING SOURCES (USES)</b>										
<b>TOTAL OTHER FINANCING SOURCES (USES)</b>	<b>0.00</b>	<b>0.00</b>		<b>0.00</b>		<b>0.00</b>		<b>0.00</b>	<b>0.00</b>	<b>0.00</b>
<b>NET CHANGE IN FUND BALANCE</b>	<b>-231,569.28</b>	<b>-231,569.28</b>		<b>0.00</b>		<b>0.00</b>		<b>0.00</b>	<b>0.00</b>	<b>0.00</b>



**FUND DEPT 2085-060 : COUNTY MOTOR FUEL TAX - HIGHWAY**

2/11/2025 4:27:52 PM

**PERIOD ENDING 1/31/2025**

	ACTUAL LAST YEAR			ACTUAL THIS YEAR				ENCUMBRANCE	BUDGET	UNENCUMBERED BALANCE
	CURRENT MONTH	YEAR TO DATE	%	CURRENT MONTH	%	YEAR TO DATE	%			
<b>REVENUES</b>										
4008 INVESTMENT EARNINGS	-950,131.29	-950,131.29	-380	0.00	0	0.00	0	0.00	0.00	0.00
<b>TOTAL REVENUES</b>	<b>-950,131.29</b>	<b>-950,131.29</b>	<b>-25</b>	<b>0.00</b>	<b>0</b>	<b>0.00</b>	<b>0</b>	<b>0.00</b>	<b>0.00</b>	<b>0.00</b>
<b>EXPENDITURES</b>										
5001 SALARIES AND WAGES	14,318.68	14,318.68	8	14,720.68	0	14,720.68	0	0.00	0.00	-14,720.68
5010 COMMODITIES	0.00	0.00	0	6,634.20	0	6,634.20	0	0.00	0.00	-6,634.20
5020 SERVICES	11,177.74	11,177.74	1	2,541.28	0	2,541.28	0	0.00	0.00	-2,541.28
<b>TOTAL EXPENDITURES</b>	<b>25,496.42</b>	<b>25,496.42</b>	<b>1</b>	<b>23,896.16</b>	<b>0</b>	<b>23,896.16</b>	<b>0</b>	<b>0.00</b>	<b>0.00</b>	<b>-23,896.16</b>
<b>NET CHANGE IN FUND BALANCE</b>	<b>-975,627.71</b>	<b>-975,627.71</b>		<b>-23,896.16</b>		<b>-23,896.16</b>		<b>0.00</b>	<b>0.00</b>	<b>23,896.16</b>



**FUND DEPT 2088-044 : ILL.MUNICIPAL RETIREMENT - NURSING HOME**

2/11/2025 4:27:52 PM

**PERIOD ENDING 1/31/2025**

	ACTUAL LAST YEAR			ACTUAL THIS YEAR				ENCUMBRANCE	BUDGET	UNENCUMBERED BALANCE
	CURRENT MONTH	YEAR TO DATE	%	CURRENT MONTH	%	YEAR TO DATE	%			
<b>EXPENDITURES</b>										
<b>TOTAL EXPENDITURES</b>	<i>0.00</i>	<i>0.00</i>	<i>0</i>	<i>0.00</i>	<i>0</i>	<i>0.00</i>	<i>0</i>	<i>0.00</i>	<i>0.00</i>	<i>0.00</i>
<b>OTHER FINANCING SOURCES (USES)</b>										
<b>TOTAL OTHER FINANCING SOURCES (USES)</b>	<i>0.00</i>	<i>0.00</i>		<i>0.00</i>		<i>0.00</i>		<i>0.00</i>	<i>0.00</i>	<i>0.00</i>
<b>NET CHANGE IN FUND BALANCE</b>	<b>0.00</b>	<b>0.00</b>		<b>0.00</b>		<b>0.00</b>		<b>0.00</b>	<b>0.00</b>	<b>0.00</b>



FUND DEPT 2088-073 : ILL.MUNICIPAL RETIREMENT - ILL.MUNICIPAL RETIREMENT

2/11/2025 4:27:52 PM

PERIOD ENDING 1/31/2025

	ACTUAL LAST YEAR			ACTUAL THIS YEAR				ENCUMBRANCE	BUDGET	UNENCUMBERED BALANCE
	CURRENT MONTH	YEAR TO DATE	%	CURRENT MONTH	%	YEAR TO DATE	%			
<b>REVENUES</b>										
4008 INVESTMENT EARNINGS	-15,704.55	-15,704.55	-105	0.00	0	0.00	0	0.00	0.00	0.00
<b>TOTAL REVENUES</b>	<b>-15,704.55</b>	<b>-15,704.55</b>	<b>-1</b>	<b>0.00</b>	<b>0</b>	<b>0.00</b>	<b>0</b>	<b>0.00</b>	<b>0.00</b>	<b>0.00</b>
<b>EXPENDITURES</b>										
<b>TOTAL EXPENDITURES</b>	<b>0.00</b>	<b>0.00</b>	<b>0</b>	<b>0.00</b>	<b>0</b>	<b>0.00</b>	<b>0</b>	<b>0.00</b>	<b>0.00</b>	<b>0.00</b>
<b>OTHER FINANCING SOURCES (USES)</b>										
<b>TOTAL OTHER FINANCING SOURCES (USES)</b>	<b>0.00</b>	<b>0.00</b>		<b>0.00</b>		<b>0.00</b>		<b>0.00</b>	<b>0.00</b>	<b>0.00</b>
<b>NET CHANGE IN FUND BALANCE</b>	<b>-15,704.55</b>	<b>-15,704.55</b>		<b>0.00</b>		<b>0.00</b>		<b>0.00</b>	<b>0.00</b>	<b>0.00</b>



**FUND DEPT 2089-018 : COUNTY PUBLIC HEALTH FUND - C-U PUBLIC HEALTH DISTRCT**

2/11/2025 4:27:52 PM

**PERIOD ENDING 1/31/2025**

	ACTUAL LAST YEAR			ACTUAL THIS YEAR				ENCUMBRANCE	BUDGET	UNENCUMBERED BALANCE
	CURRENT MONTH	YEAR TO DATE	%	CURRENT MONTH	%	YEAR TO DATE	%			
<b>REVENUES</b>										
<b>TOTAL REVENUES</b>	<i>0.00</i>	<i>0.00</i>	<i>0</i>	<i>0.00</i>	<i>0</i>	<i>0.00</i>	<i>0</i>	<i>0.00</i>	<i>0.00</i>	<i>0.00</i>
<b>EXPENDITURES</b>										
<b>TOTAL EXPENDITURES</b>	<i>0.00</i>	<i>0.00</i>	<i>0</i>	<i>0.00</i>	<i>0</i>	<i>0.00</i>	<i>0</i>	<i>0.00</i>	<i>0.00</i>	<i>0.00</i>
<b>NET CHANGE IN FUND BALANCE</b>	<i>0.00</i>	<i>0.00</i>		<i>0.00</i>		<i>0.00</i>		<i>0.00</i>	<i>0.00</i>	<i>0.00</i>



**FUND DEPT 2089-049 : COUNTY PUBLIC HEALTH FUND - BOARD OF HEALTH**

2/11/2025 4:27:52 PM

**PERIOD ENDING 1/31/2025**

	ACTUAL LAST YEAR			ACTUAL THIS YEAR				ENCUMBRANCE	BUDGET	UNENCUMBERED BALANCE
	CURRENT MONTH	YEAR TO DATE	%	CURRENT MONTH	%	YEAR TO DATE	%			
<b>REVENUES</b>										
4006 LICENSES AND PERMITS	75,250.00	75,250.00	57	73,600.00	0	73,600.00	0	0.00	0.00	-73,600.00
4008 INVESTMENT EARNINGS	-9,511.12	-9,511.12	-238	0.00	0	0.00	0	0.00	0.00	0.00
<b>TOTAL REVENUES</b>	<b>65,738.88</b>	<b>65,738.88</b>	<b>5</b>	<b>73,600.00</b>	<b>0</b>	<b>73,600.00</b>	<b>0</b>	<b>0.00</b>	<b>0.00</b>	<b>-73,600.00</b>
<b>EXPENDITURES</b>										
5020 SERVICES	1,349.05	1,349.05	0	0.00	0	0.00	0	0.00	0.00	0.00
<b>TOTAL EXPENDITURES</b>	<b>1,349.05</b>	<b>1,349.05</b>	<b>0</b>	<b>0.00</b>	<b>0</b>	<b>0.00</b>	<b>0</b>	<b>0.00</b>	<b>0.00</b>	<b>0.00</b>
<b>OTHER FINANCING SOURCES (USES)</b>										
<b>TOTAL OTHER FINANCING SOURCES (USES)</b>	<b>0.00</b>	<b>0.00</b>		<b>0.00</b>		<b>0.00</b>		<b>0.00</b>	<b>0.00</b>	<b>0.00</b>
<b>NET CHANGE IN FUND BALANCE</b>	<b>64,389.83</b>	<b>64,389.83</b>		<b>73,600.00</b>		<b>73,600.00</b>		<b>0.00</b>	<b>0.00</b>	<b>-73,600.00</b>



FUND DEPT 2090-053 : MENTAL HEALTH - MENTAL HEALTH BOARD

2/11/2025 4:27:52 PM

PERIOD ENDING 1/31/2025

	ACTUAL LAST YEAR			ACTUAL THIS YEAR				ENCUMBRANCE	BUDGET	UNENCUMBERED BALANCE
	CURRENT MONTH	YEAR TO DATE	%	CURRENT MONTH	%	YEAR TO DATE	%			
<b>REVENUES</b>										
4004 INTERGOVERNMENTAL REVENUE	35,447.00	35,447.00	8	37,175.00	0	37,175.00	0	0.00	0.00	-37,175.00
4008 INVESTMENT EARNINGS	-34,070.30	-34,070.30	-61	0.00	0	0.00	0	0.00	0.00	0.00
<b>TOTAL REVENUES</b>	<b>1,376.70</b>	<b>1,376.70</b>	<b>0</b>	<b>37,175.00</b>	<b>0</b>	<b>37,175.00</b>	<b>0</b>	<b>0.00</b>	<b>0.00</b>	<b>-37,175.00</b>
<b>EXPENDITURES</b>										
5001 SALARIES AND WAGES	30,823.32	30,823.32	6	39,731.11	0	39,731.11	0	0.00	0.00	-39,731.11
5003 FRINGE BENEFITS	4,409.64	4,409.64	3	4,354.38	0	4,354.38	0	0.00	0.00	-4,354.38
5010 COMMODITIES	417.06	417.06	3	275.91	0	275.91	0	0.00	0.00	-275.91
5020 SERVICES	452,489.92	452,489.92	7	441,611.30	0	441,611.30	0	0.00	0.00	-441,611.30
<b>TOTAL EXPENDITURES</b>	<b>488,139.94</b>	<b>488,139.94</b>	<b>7</b>	<b>485,972.70</b>	<b>0</b>	<b>485,972.70</b>	<b>0</b>	<b>0.00</b>	<b>0.00</b>	<b>-485,972.70</b>
<b>OTHER FINANCING SOURCES (USES)</b>										
<b>TOTAL OTHER FINANCING SOURCES (USES)</b>	<b>0.00</b>	<b>0.00</b>		<b>0.00</b>		<b>0.00</b>		<b>0.00</b>	<b>0.00</b>	<b>0.00</b>
<b>NET CHANGE IN FUND BALANCE</b>	<b>-486,763.24</b>	<b>-486,763.24</b>		<b>-448,797.70</b>		<b>-448,797.70</b>		<b>0.00</b>	<b>0.00</b>	<b>448,797.70</b>





FUND DEPT 2091-047 : ANIMAL CONTROL - ANIMAL CONTROL ADMIN

2/11/2025 4:27:52 PM

PERIOD ENDING 1/31/2025

	ACTUAL LAST YEAR			ACTUAL THIS YEAR				ENCUMBRANCE	BUDGET	UNENCUMBERED BALANCE
	CURRENT MONTH	YEAR TO DATE	%	CURRENT MONTH	%	YEAR TO DATE	%			
<b>REVENUES</b>										
4006 LICENSES AND PERMITS	7,875.00	7,875.00	2	9,572.00	0	9,572.00	0	0.00	0.00	-9,572.00
4008 INVESTMENT EARNINGS	-6,400.01	-6,400.01	-640	0.00	0	0.00	0	0.00	0.00	0.00
<b>TOTAL REVENUES</b>	<b>1,474.99</b>	<b>1,474.99</b>	<b>0</b>	<b>9,572.00</b>	<b>0</b>	<b>9,572.00</b>	<b>0</b>	<b>0.00</b>	<b>0.00</b>	<b>-9,572.00</b>
<b>EXPENDITURES</b>										
5001 SALARIES AND WAGES	11,586.17	11,586.17	8	12,843.44	0	12,843.44	0	0.00	0.00	-12,843.44
5003 FRINGE BENEFITS	2,013.82	2,013.82	4	1,441.68	0	1,441.68	0	0.00	0.00	-1,441.68
5010 COMMODITIES	339.37	339.37	4	30.46	0	30.46	0	0.00	0.00	-30.46
5020 SERVICES	945.98	945.98	12	57.05	114	57.05	114	0.00	50.00	-7.05
<b>TOTAL EXPENDITURES</b>	<b>14,885.34</b>	<b>14,885.34</b>	<b>7</b>	<b>14,372.63</b>	<b>287</b> <b>45</b>	<b>14,372.63</b>	<b>287</b> <b>45</b>	<b>0.00</b>	<b>50.00</b>	<b>-14,322.63</b>
<b>OTHER FINANCING SOURCES (USES)</b>										
<b>TOTAL OTHER FINANCING SOURCES (USES)</b>	<b>0.00</b>	<b>0.00</b>		<b>0.00</b>		<b>0.00</b>		<b>0.00</b>	<b>0.00</b>	<b>0.00</b>
<b>NET CHANGE IN FUND BALANCE</b>	<b>-13,410.35</b>	<b>-13,410.35</b>		<b>-4,800.63</b>		<b>-4,800.63</b>		<b>0.00</b>	<b>-50.00</b>	<b>4,750.63</b>



FUND DEPT 2091-247 : ANIMAL CONTROL - ANIMAL WARDEN SERVICES

2/11/2025 4:27:52 PM

PERIOD ENDING 1/31/2025

	ACTUAL LAST YEAR			ACTUAL THIS YEAR				ENCUMBRANCE	BUDGET	UNENCUMBERED BALANCE
	CURRENT MONTH	YEAR TO DATE	%	CURRENT MONTH	%	YEAR TO DATE	%			
<b>REVENUES</b>										
4004 INTERGOVERNMENTAL REVENUE	24,724.56	24,724.56	13	44,969.94	0	44,969.94	0	0.00	0.00	-44,969.94
4005 FINES AND FORFEITURES	250.00	250.00	2	0.00	0	0.00	0	0.00	0.00	0.00
<b>TOTAL REVENUES</b>	<b>24,974.56</b>	<b>24,974.56</b>	<b>12</b>	<b>44,969.94</b>	<b>0</b>	<b>44,969.94</b>	<b>0</b>	<b>0.00</b>	<b>0.00</b>	<b>-44,969.94</b>
<b>EXPENDITURES</b>										
5001 SALARIES AND WAGES	2,721.49	2,721.49	2	11,096.25	0	11,096.25	0	0.00	0.00	-11,096.25
5003 FRINGE BENEFITS	-161.10	-161.10	0	3,545.11	0	3,545.11	0	0.00	0.00	-3,545.11
5010 COMMODITIES	0.00	0.00	0	1,752.04	175 2	1,752.04	175 2	0.00	100.00	-1,652.04
5020 SERVICES	148.00	148.00	1	1,403.50	-326	1,403.50	-326	0.00	-430.00	-1,833.50
<b>TOTAL EXPENDITURES</b>	<b>2,708.39</b>	<b>2,708.39</b>	<b>1</b>	<b>17,796.90</b>	<b>539 3</b>	<b>17,796.90</b>	<b>539 3</b>	<b>0.00</b>	<b>-330.00</b>	<b>-18,126.90</b>
<b>NET CHANGE IN FUND BALANCE</b>	<b>22,266.17</b>	<b>22,266.17</b>		<b>27,173.04</b>		<b>27,173.04</b>		<b>0.00</b>	<b>330.00</b>	<b>-26,843.04</b>



FUND DEPT 2091-248 : ANIMAL CONTROL - ANIMAL IMPOUND SERVICES

2/11/2025 4:27:52 PM

PERIOD ENDING 1/31/2025

	ACTUAL LAST YEAR			ACTUAL THIS YEAR				ENCUMBRANCE	BUDGET	UNENCUMBERED BALANCE
	CURRENT MONTH	YEAR TO DATE	%	CURRENT MONTH	%	YEAR TO DATE	%			
<b>REVENUES</b>										
4004 INTERGOVERNMENTAL REVENUE	3,450.24	3,450.24	1	29,540.45	0	29,540.45	0	0.00	0.00	-29,540.45
4005 FINES AND FORFEITURES	75.00	75.00	0	145.00	0	145.00	0	0.00	0.00	-145.00
4009 MISCELLANEOUS REVENUES	471.00	471.00	0	521.00	0	521.00	0	0.00	0.00	-521.00
<b>TOTAL REVENUES</b>	<b>3,996.24</b>	<b>3,996.24</b>	<b>2</b>	<b>30,206.45</b>	<b>0</b>	<b>30,206.45</b>	<b>0</b>	<b>0.00</b>	<b>0.00</b>	<b>-30,206.45</b>
<b>EXPENDITURES</b>										
5001 SALARIES AND WAGES	8,177.36	8,177.36	4	12,040.97	0	12,040.97	0	0.00	0.00	-12,040.97
5003 FRINGE BENEFITS	-690.64	-690.64	-1	1,401.87	0	1,401.87	0	0.00	0.00	-1,401.87
5010 COMMODITIES	521.08	521.08	2	4,603.02	214 1	4,603.02	214 1	0.00	215.00	-4,388.02
5020 SERVICES	382.94	382.94	1	1,528.39	235 1	1,528.39	235 1	0.00	65.00	-1,463.39
<b>TOTAL EXPENDITURES</b>	<b>8,390.74</b>	<b>8,390.74</b>	<b>2</b>	<b>19,574.25</b>	<b>699 1</b>	<b>19,574.25</b>	<b>699 1</b>	<b>0.00</b>	<b>280.00</b>	<b>-19,294.25</b>
<b>NET CHANGE IN FUND BALANCE</b>	<b>-4,394.50</b>	<b>-4,394.50</b>		<b>10,632.20</b>		<b>10,632.20</b>		<b>0.00</b>	<b>-280.00</b>	<b>-10,912.20</b>



PERIOD ENDING 1/31/2025

	ACTUAL LAST YEAR			ACTUAL THIS YEAR				ENCUMBRANCE	BUDGET	UNENCUMBERED BALANCE
	CURRENT MONTH	YEAR TO DATE	%	CURRENT MONTH	%	YEAR TO DATE	%			
<b>REVENUES</b>										
<b>TOTAL REVENUES</b>	0.00	0.00	0	0.00	0	0.00	0	0.00	0.00	0.00
<b>NET CHANGE IN FUND BALANCE</b>	0.00	0.00		0.00		0.00		0.00	0.00	0.00



FUND DEPT 2092-074 : LAW LIBRARY - LAW LIBRARY

2/11/2025 4:27:52 PM

PERIOD ENDING 1/31/2025

	ACTUAL LAST YEAR			ACTUAL THIS YEAR				ENCUMBRANCE	BUDGET	UNENCUMBERED BALANCE
	CURRENT MONTH	YEAR TO DATE	%	CURRENT MONTH	%	YEAR TO DATE	%			
<b>REVENUES</b>										
4008 INVESTMENT EARNINGS	-1,748.82	-1,748.82	-58	0.00	0	0.00	0	0.00	0.00	0.00
<b>TOTAL REVENUES</b>	<b>-1,748.82</b>	<b>-1,748.82</b>	<b>-2</b>	<b>0.00</b>	<b>0</b>	<b>0.00</b>	<b>0</b>	<b>0.00</b>	<b>0.00</b>	<b>0.00</b>
<b>EXPENDITURES</b>										
5010 COMMODITIES	1,844.09	1,844.09	7	2,876.56	0	2,876.56	0	0.00	0.00	-2,876.56
5020 SERVICES	0.00	0.00	0	7.38	0	7.38	0	0.00	0.00	-7.38
<b>TOTAL EXPENDITURES</b>	<b>1,844.09</b>	<b>1,844.09</b>	<b>2</b>	<b>2,883.94</b>	<b>0</b>	<b>2,883.94</b>	<b>0</b>	<b>0.00</b>	<b>0.00</b>	<b>-2,883.94</b>
<b>OTHER FINANCING SOURCES (USES)</b>										
<b>TOTAL OTHER FINANCING SOURCES (USES)</b>	<b>0.00</b>	<b>0.00</b>		<b>0.00</b>		<b>0.00</b>		<b>0.00</b>	<b>0.00</b>	<b>0.00</b>
<b>NET CHANGE IN FUND BALANCE</b>	<b>-3,592.91</b>	<b>-3,592.91</b>		<b>-2,883.94</b>		<b>-2,883.94</b>		<b>0.00</b>	<b>0.00</b>	<b>2,883.94</b>



**FUND DEPT 2093-031 : FORECLOSURE MEDIATION FND - CIRCUIT COURT**

2/11/2025 4:27:52 PM

**PERIOD ENDING 1/31/2025**

	ACTUAL LAST YEAR			ACTUAL THIS YEAR				ENCUMBRANCE	BUDGET	UNENCUMBERED BALANCE
	CURRENT MONTH	YEAR TO DATE	%	CURRENT MONTH	%	YEAR TO DATE	%			
<b>REVENUES</b>										
4008 INVESTMENT EARNINGS	-401.41	-401.41	-161	0.00	0	0.00	0	0.00	0.00	0.00
<b>TOTAL REVENUES</b>	<b>-401.41</b>	<b>-401.41</b>	<b>-4</b>	<b>0.00</b>	<b>0</b>	<b>0.00</b>	<b>0</b>	<b>0.00</b>	<b>0.00</b>	<b>0.00</b>
<b>EXPENDITURES</b>										
5020 SERVICES	7.53	7.53	0	0.00	0	0.00	0	0.00	0.00	0.00
<b>TOTAL EXPENDITURES</b>	<b>7.53</b>	<b>7.53</b>	<b>0</b>	<b>0.00</b>	<b>0</b>	<b>0.00</b>	<b>0</b>	<b>0.00</b>	<b>0.00</b>	<b>0.00</b>
<b>OTHER FINANCING SOURCES (USES)</b>										
<b>TOTAL OTHER FINANCING SOURCES (USES)</b>	<b>0.00</b>	<b>0.00</b>		<b>0.00</b>		<b>0.00</b>		<b>0.00</b>	<b>0.00</b>	<b>0.00</b>
<b>NET CHANGE IN FUND BALANCE</b>	<b>-408.94</b>	<b>-408.94</b>		<b>0.00</b>		<b>0.00</b>		<b>0.00</b>	<b>0.00</b>	<b>0.00</b>



FUND DEPT 2101-054 : I/DD SPECIAL INITIATIVES - CILA PROJECT

2/11/2025 4:27:52 PM

PERIOD ENDING 1/31/2025

	ACTUAL LAST YEAR			ACTUAL THIS YEAR				ENCUMBRANCE	BUDGET	UNENCUMBERED BALANCE
	CURRENT MONTH	YEAR TO DATE	%	CURRENT MONTH	%	YEAR TO DATE	%			
<b>REVENUES</b>										
4008 INVESTMENT EARNINGS	-6,253.69	-6,253.69	-104	0.00	0	0.00	0	0.00	0.00	0.00
<b>TOTAL REVENUES</b>	<b>-6,253.69</b>	<b>-6,253.69</b>	<b>-104</b>	<b>0.00</b>	<b>0</b>	<b>0.00</b>	<b>0</b>	<b>0.00</b>	<b>0.00</b>	<b>0.00</b>
<b>EXPENDITURES</b>										
5020 SERVICES	23,833.00	23,833.00	6	19,336.00	0	19,336.00	0	0.00	0.00	-19,336.00
<b>TOTAL EXPENDITURES</b>	<b>23,833.00</b>	<b>23,833.00</b>	<b>6</b>	<b>19,336.00</b>	<b>0</b>	<b>19,336.00</b>	<b>0</b>	<b>0.00</b>	<b>0.00</b>	<b>-19,336.00</b>
<b>OTHER FINANCING SOURCES (USES)</b>										
<b>TOTAL OTHER FINANCING SOURCES (USES)</b>	<b>0.00</b>	<b>0.00</b>		<b>0.00</b>		<b>0.00</b>		<b>0.00</b>	<b>0.00</b>	<b>0.00</b>
<b>NET CHANGE IN FUND BALANCE</b>	<b>-30,086.69</b>	<b>-30,086.69</b>		<b>-19,336.00</b>		<b>-19,336.00</b>		<b>0.00</b>	<b>0.00</b>	<b>19,336.00</b>



FUND DEPT 2103-060 : HWY FED AID MATCHING FUND - HIGHWAY

2/11/2025 4:27:52 PM

PERIOD ENDING 1/31/2025

	ACTUAL LAST YEAR			ACTUAL THIS YEAR				ENCUMBRANCE	BUDGET	UNENCUMBERED BALANCE
	CURRENT MONTH	YEAR TO DATE	%	CURRENT MONTH	%	YEAR TO DATE	%			
<b>REVENUES</b>										
4008 INVESTMENT EARNINGS	-59,745.23	-59,745.23	-398	0.00	0	0.00	0	0.00	0.00	0.00
<b>TOTAL REVENUES</b>	<b>-59,745.23</b>	<b>-59,745.23</b>	<b>-38</b>	<b>0.00</b>	<b>0</b>	<b>0.00</b>	<b>0</b>	<b>0.00</b>	<b>0.00</b>	<b>0.00</b>
<b>EXPENDITURES</b>										
<b>TOTAL EXPENDITURES</b>	<b>0.00</b>	<b>0.00</b>	<b>0</b>	<b>0.00</b>	<b>0</b>	<b>0.00</b>	<b>0</b>	<b>0.00</b>	<b>0.00</b>	<b>0.00</b>
<b>OTHER FINANCING SOURCES (USES)</b>										
<b>TOTAL OTHER FINANCING SOURCES (USES)</b>	<b>0.00</b>	<b>0.00</b>		<b>0.00</b>		<b>0.00</b>		<b>0.00</b>	<b>0.00</b>	<b>0.00</b>
<b>NET CHANGE IN FUND BALANCE</b>	<b>-59,745.23</b>	<b>-59,745.23</b>		<b>0.00</b>		<b>0.00</b>		<b>0.00</b>	<b>0.00</b>	<b>0.00</b>





FUND DEPT 2104-104 : EARLY CHILDHOOD FUND - EARLY CHILDHOOD DEVELOPMENT

2/11/2025 4:27:52 PM

PERIOD ENDING 1/31/2025

	ACTUAL LAST YEAR			ACTUAL THIS YEAR				ENCUMBRANCE	BUDGET	UNENCUMBERED BALANCE
	CURRENT MONTH	YEAR TO DATE	%	CURRENT MONTH	%	YEAR TO DATE	%			
<b>REVENUES</b>										
4004 INTERGOVERNMENTAL REVENUE	622,873.76	622,873.76	5	798,357.50	0	798,357.50	0	0.00	0.00	-798,357.50
4007 CHARGES FOR SERVICES	3,900.00	3,900.00	3	5,447.50	0	5,447.50	0	0.00	0.00	-5,447.50
4008 INVESTMENT EARNINGS	13,476.15	13,476.15	18	0.00	0	0.00	0	0.00	0.00	0.00
4009 MISCELLANEOUS REVENUES	74.28	74.28	0	195.39	0	195.39	0	0.00	0.00	-195.39
<b>TOTAL REVENUES</b>	<b>640,324.19</b>	<b>640,324.19</b>	<b>5</b>	<b>804,000.39</b>	<b>0</b>	<b>804,000.39</b>	<b>0</b>	<b>0.00</b>	<b>0.00</b>	<b>-804,000.39</b>
<b>EXPENDITURES</b>										
5001 SALARIES AND WAGES	312,647.97	312,647.97	5	678,185.37	119	678,185.37	119	0.00	-57,000.00	-735,185.37
					0		0			
5003 FRINGE BENEFITS	74,326.38	74,326.38	4	103,506.95	0	103,506.95	0	0.00	0.00	-103,506.95
5010 COMMODITIES	34,262.84	34,262.84	5	78,303.44	-126	78,303.44	-126	40,958.44	-62,300.00	-181,561.88
5020 SERVICES	139,347.59	139,347.59	5	179,500.37	81	179,500.37	81	0.00	221,300.00	41,799.63
8000 CAPITAL OUTLAY	0.00	0.00	0	679.55	-1	679.55	-1	-679.55	-102,000.00	-102,000.00
<b>TOTAL EXPENDITURES</b>	<b>560,584.78</b>	<b>560,584.78</b>	<b>4</b>	<b>1,040,175.68</b>	<b>0</b>	<b>1,040,175.68</b>	<b>0</b>	<b>40,278.89</b>	<b>0.00</b>	<b>-1,080,454.57</b>
<b>OTHER FINANCING SOURCES (USES)</b>										
<b>TOTAL OTHER FINANCING SOURCES (USES)</b>	<b>0.00</b>	<b>0.00</b>		<b>0.00</b>		<b>0.00</b>		<b>0.00</b>	<b>0.00</b>	<b>0.00</b>
<b>NET CHANGE IN FUND BALANCE</b>	<b>79,739.41</b>	<b>79,739.41</b>		<b>-236,175.29</b>		<b>-236,175.29</b>		<b>-40,278.89</b>	<b>0.00</b>	<b>276,454.18</b>




FUND DEPT 2106-010 : PUBL SAFETY SALES TAX FND - COUNTY BOARD

2/11/2025 4:27:52 PM

PERIOD ENDING 1/31/2025

	ACTUAL LAST YEAR			ACTUAL THIS YEAR				ENCUMBRANCE	BUDGET	UNENCUMBERED BALANCE
	CURRENT MONTH	YEAR TO DATE	%	CURRENT MONTH	%	YEAR TO DATE	%			
<b>REVENUES</b>										
4008 INVESTMENT EARNINGS	-68,029.35	-68,029.35	-170	0.00	0	0.00	0	0.00	0.00	0.00
<b>TOTAL REVENUES</b>	<b>-68,029.35</b>	<b>-68,029.35</b>	<b>-2</b>	<b>0.00</b>	<b>0</b>	<b>0.00</b>	<b>0</b>	<b>0.00</b>	<b>0.00</b>	<b>0.00</b>
<b>EXPENDITURES</b>										
5010 COMMODITIES	0.00	0.00	0	8,735.19	0	8,735.19	0	0.00	0.00	-8,735.19
5020 SERVICES	24,852.76	24,852.76	2	26,193.34	0	26,193.34	0	0.00	0.00	-26,193.34
<b>TOTAL EXPENDITURES</b>	<b>24,852.76</b>	<b>24,852.76</b>	<b>2</b>	<b>34,928.53</b>	<b>0</b>	<b>34,928.53</b>	<b>0</b>	<b>0.00</b>	<b>0.00</b>	<b>-34,928.53</b>
<b>OTHER FINANCING SOURCES (USES)</b>										
<b>TOTAL OTHER FINANCING SOURCES (USES)</b>	<b>0.00</b>	<b>0.00</b>		<b>0.00</b>		<b>0.00</b>		<b>0.00</b>	<b>0.00</b>	<b>0.00</b>
<b>NET CHANGE IN FUND BALANCE</b>	<b>-92,882.11</b>	<b>-92,882.11</b>		<b>-34,928.53</b>		<b>-34,928.53</b>		<b>0.00</b>	<b>0.00</b>	<b>34,928.53</b>



FUND DEPT 2106-013 : PUBL SAFETY SALES TAX FND - DEBT SERVICE

2/11/2025 4:27:52 PM

PERIOD ENDING 1/31/2025

	ACTUAL LAST YEAR			ACTUAL THIS YEAR				ENCUMBRANCE	BUDGET	UNENCUMBERED BALANCE
	CURRENT MONTH	YEAR TO DATE	%	CURRENT MONTH	%	YEAR TO DATE	%			
<b>REVENUES</b>										
<b>TOTAL REVENUES</b>	0.00	0.00	0	0.00	0	0.00	0	0.00	0.00	0.00
<b>EXPENDITURES</b>										
<b>TOTAL EXPENDITURES</b>	0.00	0.00	0	0.00	0	0.00	0	0.00	0.00	0.00
<b>NET CHANGE IN FUND BALANCE</b>	0.00	0.00		0.00		0.00		0.00	0.00	0.00



**FUND DEPT 2106-060 : PUBL SAFETY SALES TAX FND - HIGHWAY**

2/11/2025 4:27:52 PM


**PERIOD ENDING 1/31/2025**

	ACTUAL LAST YEAR			ACTUAL THIS YEAR				ENCUMBRANCE	BUDGET	UNENCUMBERED BALANCE
	CURRENT MONTH	YEAR TO DATE	%	CURRENT MONTH	%	YEAR TO DATE	%			
<b>REVENUES</b>										
<b>TOTAL REVENUES</b>	0.00	0.00	0	0.00	0	0.00	0	0.00	0.00	0.00
<b>NET CHANGE IN FUND BALANCE</b>	0.00	0.00		0.00		0.00		0.00	0.00	0.00



PERIOD ENDING 1/31/2025

	ACTUAL LAST YEAR			ACTUAL THIS YEAR				ENCUMBRANCE	BUDGET	UNENCUMBERED BALANCE
	CURRENT MONTH	YEAR TO DATE	%	CURRENT MONTH	%	YEAR TO DATE	%			
<b>EXPENDITURES</b>										
5020 SERVICES	15,416.34	15,416.34	10	15,416.34	0	15,416.34	0	0.00	0.00	-15,416.34
<b>TOTAL EXPENDITURES</b>	<b>15,416.34</b>	<b>15,416.34</b>	<b>10</b>	<b>15,416.34</b>	<b>0</b>	<b>15,416.34</b>	<b>0</b>	<b>0.00</b>	<b>0.00</b>	<b>-15,416.34</b>
<b>NET CHANGE IN FUND BALANCE</b>	<b>-15,416.34</b>	<b>-15,416.34</b>		<b>-15,416.34</b>		<b>-15,416.34</b>		<b>0.00</b>	<b>0.00</b>	<b>15,416.34</b>



**FUND DEPT 2106-237 : PUBL SAFETY SALES TAX FND - DELINQ PREVENTION GRANTS**

2/11/2025 4:27:52 PM

**PERIOD ENDING 1/31/2025**

	ACTUAL LAST YEAR			ACTUAL THIS YEAR				ENCUMBRANCE	BUDGET	UNENCUMBERED BALANCE
	CURRENT MONTH	YEAR TO DATE	%	CURRENT MONTH	%	YEAR TO DATE	%			
<b>EXPENDITURES</b>										
5020 SERVICES	27,708.33	27,708.33	8	57,694.90	0	57,694.90	0	0.00	0.00	-57,694.90
<b>TOTAL EXPENDITURES</b>	<b>27,708.33</b>	<b>27,708.33</b>	<b>8</b>	<b>57,694.90</b>	<b>0</b>	<b>57,694.90</b>	<b>0</b>	<b>0.00</b>	<b>0.00</b>	<b>-57,694.90</b>
<b>NET CHANGE IN FUND BALANCE</b>	<b>-27,708.33</b>	<b>-27,708.33</b>		<b>-57,694.90</b>		<b>-57,694.90</b>		<b>0.00</b>	<b>0.00</b>	<b>57,694.90</b>



**FUND DEPT 2107-010 : GEOGRAPHIC INF SYS FUND (GIS) - COUNTY BOARD**

2/11/2025 4:27:52 PM

**PERIOD ENDING 1/31/2025**

	ACTUAL LAST YEAR			ACTUAL THIS YEAR				ENCUMBRANCE	BUDGET	UNENCUMBERED BALANCE
	CURRENT MONTH	YEAR TO DATE	%	CURRENT MONTH	%	YEAR TO DATE	%			
<b>REVENUES</b>										
4008 INVESTMENT EARNINGS	-4,073.40	-4,073.40	-81	0.00	0	0.00	0	0.00	0.00	0.00
<b>TOTAL REVENUES</b>	<b>-4,073.40</b>	<b>-4,073.40</b>	<b>-2</b>	<b>0.00</b>	<b>0</b>	<b>0.00</b>	<b>0</b>	<b>0.00</b>	<b>0.00</b>	<b>0.00</b>
<b>EXPENDITURES</b>										
<b>TOTAL EXPENDITURES</b>	<b>0.00</b>	<b>0.00</b>	<b>0</b>	<b>0.00</b>	<b>0</b>	<b>0.00</b>	<b>0</b>	<b>0.00</b>	<b>0.00</b>	<b>0.00</b>
<b>NET CHANGE IN FUND BALANCE</b>	<b>-4,073.40</b>	<b>-4,073.40</b>		<b>0.00</b>		<b>0.00</b>		<b>0.00</b>	<b>0.00</b>	<b>0.00</b>




FUND DEPT 2108-050 : DEVLPMNTL DISABILITY FUND - DEVL MNTL DISABILITY BOARD

2/11/2025 4:27:52 PM

PERIOD ENDING 1/31/2025

	ACTUAL LAST YEAR			ACTUAL THIS YEAR				ENCUMBRANCE	BUDGET	UNENCUMBERED BALANCE
	CURRENT MONTH	YEAR TO DATE	%	CURRENT MONTH	%	YEAR TO DATE	%			
<b>REVENUES</b>										
4008 INVESTMENT EARNINGS	-32,564.06	-32,564.06	-73	0.00	0	0.00	0	0.00	0.00	0.00
<b>TOTAL REVENUES</b>	<b>-32,564.06</b>	<b>-32,564.06</b>	<b>-1</b>	<b>0.00</b>	<b>0</b>	<b>0.00</b>	<b>0</b>	<b>0.00</b>	<b>0.00</b>	<b>0.00</b>
<b>EXPENDITURES</b>										
5020 SERVICES	391,358.00	391,358.00	7	370,238.00	0	370,238.00	0	0.00	0.00	-370,238.00
<b>TOTAL EXPENDITURES</b>	<b>391,358.00</b>	<b>391,358.00</b>	<b>7</b>	<b>370,238.00</b>	<b>0</b>	<b>370,238.00</b>	<b>0</b>	<b>0.00</b>	<b>0.00</b>	<b>-370,238.00</b>
<b>OTHER FINANCING SOURCES (USES)</b>										
<b>TOTAL OTHER FINANCING SOURCES (USES)</b>	<b>0.00</b>	<b>0.00</b>		<b>0.00</b>		<b>0.00</b>		<b>0.00</b>	<b>0.00</b>	<b>0.00</b>
<b>NET CHANGE IN FUND BALANCE</b>	<b>-423,922.06</b>	<b>-423,922.06</b>		<b>-370,238.00</b>		<b>-370,238.00</b>		<b>0.00</b>	<b>0.00</b>	<b>370,238.00</b>






FUND DEPT 2109-932 : INDOOR CLIMATE RESOURCES AGENCY - INDOOR CLIMATE RESOURCES AGENCY

2/11/2025 4:27:52 PM

PERIOD ENDING 1/31/2025

	ACTUAL LAST YEAR			ACTUAL THIS YEAR				ENCUMBRANCE	BUDGET	UNENCUMBERED BALANCE
	CURRENT MONTH	YEAR TO DATE	%	CURRENT MONTH	%	YEAR TO DATE	%			
<b>REVENUES</b>										
4004 INTERGOVERNMENTAL REVENUE	0.00	0.00	0	0.00	0	0.00	0	0.00	3,649,631.00	3,649,631.00
4007 CHARGES FOR SERVICES	1,525.00	1,525.00	0	0.00	0	0.00	0	0.00	0.00	0.00
<b>TOTAL REVENUES</b>	<b>1,525.00</b>	<b>1,525.00</b>	<b>0</b>	<b>0.00</b>	<b>0</b>	<b>0.00</b>	<b>0</b>	<b>0.00</b>	<b>3,649,631.00</b>	<b>3,649,631.00</b>
<b>EXPENDITURES</b>										
5001 SALARIES AND WAGES	81,712.76	81,712.76	3	118,285.20	-216	118,285.20	-216	0.00	-54,725.00	-173,010.20
5003 FRINGE BENEFITS	9,640.66	9,640.66	1	12,250.48	200	12,250.48	200	0.00	6,125.00	-6,125.48
5010 COMMODITIES	5,296.22	5,296.22	3	1,022.26	0	1,022.26	0	0.00	0.00	-1,022.26
5020 SERVICES	111,289.16	111,289.16	4	36,069.25	1	36,069.25	1	-10,883.50	3,105,631.00	3,080,445.25
5999 GEN GOV - CENTRAL ADMIN	0.00	0.00	0	31,922.56	5	31,922.56	5	0.00	592,600.00	560,677.44
<b>TOTAL EXPENDITURES</b>	<b>207,938.80</b>	<b>207,938.80</b>	<b>1</b>	<b>199,549.75</b>	<b>5</b>	<b>199,549.75</b>	<b>5</b>	<b>-10,883.50</b>	<b>3,649,631.00</b>	<b>3,460,964.75</b>
<b>OTHER FINANCING SOURCES (USES)</b>										
<b>TOTAL OTHER FINANCING SOURCES (USES)</b>	<b>0.00</b>	<b>0.00</b>		<b>0.00</b>		<b>0.00</b>		<b>0.00</b>	<b>0.00</b>	<b>0.00</b>
<b>NET CHANGE IN FUND BALANCE</b>	<b>-206,413.80</b>	<b>-206,413.80</b>		<b>-199,549.75</b>		<b>-199,549.75</b>		<b>10,883.50</b>	<b>0.00</b>	<b>188,666.25</b>



**FUND DEPT 2110-110 : WORKFORCE DEVELOPMENT FND - WORKFORCE DEVELOPMENT**

2/11/2025 4:27:52 PM

**PERIOD ENDING 1/31/2025**

	ACTUAL LAST YEAR			ACTUAL THIS YEAR				ENCUMBRANCE	BUDGET	UNENCUMBERED BALANCE
	CURRENT MONTH	YEAR TO DATE	%	CURRENT MONTH	%	YEAR TO DATE	%			
<b>REVENUES</b>										
<b>TOTAL REVENUES</b>	<b>0.00</b>	<b>0.00</b>	<b>0</b>	<b>0.00</b>	<b>0</b>	<b>0.00</b>	<b>0</b>	<b>0.00</b>	<b>0.00</b>	<b>0.00</b>
<b>EXPENDITURES</b>										
5001 SALARIES AND WAGES	38,397.84	38,397.84	4	60,671.26	126 3	60,671.26	126 3	0.00	4,805.07	-55,866.19
5003 FRINGE BENEFITS	8,290.09	8,290.09	3	11,151.97	-21	11,151.97	-21	0.00	-53,624.07	-64,776.04
5010 COMMODITIES	1,611.78	1,611.78	1	769.46	154	769.46	154	0.00	500.00	-269.46
5020 SERVICES	77,513.66	77,513.66	3	84,857.91	-18	84,857.91	-18	0.00	-465,281.47	-550,139.38
5999 GEN GOV - CENTRAL ADMIN	0.00	0.00	0	14,539.10	3	14,539.10	3	0.00	513,600.47	499,061.37
<b>TOTAL EXPENDITURES</b>	<b>125,813.37</b>	<b>125,813.37</b>	<b>3</b>	<b>171,989.70</b>	<b>0</b>	<b>171,989.70</b>	<b>0</b>	<b>0.00</b>	<b>0.00</b>	<b>-171,989.70</b>
<b>OTHER FINANCING SOURCES (USES)</b>										
<b>TOTAL OTHER FINANCING SOURCES (USES)</b>	<b>0.00</b>	<b>0.00</b>		<b>0.00</b>		<b>0.00</b>		<b>0.00</b>	<b>0.00</b>	<b>0.00</b>
<b>NET CHANGE IN FUND BALANCE</b>	<b>-125,813.37</b>	<b>-125,813.37</b>		<b>-171,989.70</b>		<b>-171,989.70</b>		<b>0.00</b>	<b>0.00</b>	<b>171,989.70</b>



**FUND DEPT 2120-060 : HWY IDOT REBUILD GRANT - HIGHWAY**

2/11/2025 4:27:52 PM

**PERIOD ENDING 1/31/2025**

	ACTUAL LAST YEAR			ACTUAL THIS YEAR				ENCUMBRANCE	BUDGET	UNENCUMBERED BALANCE
	CURRENT MONTH	YEAR TO DATE	%	CURRENT MONTH	%	YEAR TO DATE	%			
<b>REVENUES</b>										
<b>TOTAL REVENUES</b>	<i>0.00</i>	<i>0.00</i>	<i>0</i>	<i>0.00</i>	<i>0</i>	<i>0.00</i>	<i>0</i>	<i>0.00</i>	<i>0.00</i>	<i>0.00</i>
<b>EXPENDITURES</b>										
<b>TOTAL EXPENDITURES</b>	<i>0.00</i>	<i>0.00</i>	<i>0</i>	<i>0.00</i>	<i>0</i>	<i>0.00</i>	<i>0</i>	<i>0.00</i>	<i>0.00</i>	<i>0.00</i>
<b>NET CHANGE IN FUND BALANCE</b>	<i>0.00</i>	<i>0.00</i>		<i>0.00</i>		<i>0.00</i>		<i>0.00</i>	<i>0.00</i>	<i>0.00</i>




**FUND DEPT 2121-060 : TWP IDOT REBUILD GRANT - HIGHWAY**

2/11/2025 4:27:52 PM

**PERIOD ENDING 1/31/2025**

	ACTUAL LAST YEAR			ACTUAL THIS YEAR				ENCUMBRANCE	BUDGET	UNENCUMBERED BALANCE
	CURRENT MONTH	YEAR TO DATE	%	CURRENT MONTH	%	YEAR TO DATE	%			
<b>REVENUES</b>										
<b>TOTAL REVENUES</b>	<i>0.00</i>	<i>0.00</i>	<i>0</i>	<i>0.00</i>	<i>0</i>	<i>0.00</i>	<i>0</i>	<i>0.00</i>	<i>0.00</i>	<i>0.00</i>
<b>EXPENDITURES</b>										
<b>TOTAL EXPENDITURES</b>	<i>0.00</i>	<i>0.00</i>	<i>0</i>	<i>0.00</i>	<i>0</i>	<i>0.00</i>	<i>0</i>	<i>0.00</i>	<i>0.00</i>	<i>0.00</i>
<b>NET CHANGE IN FUND BALANCE</b>	<i>0.00</i>	<i>0.00</i>		<i>0.00</i>		<i>0.00</i>		<i>0.00</i>	<i>0.00</i>	<i>0.00</i>



**FUND DEPT 2188-044 : SOCIAL SECURITY FUND - NURSING HOME**

2/11/2025 4:27:52 PM

**PERIOD ENDING 1/31/2025**

	ACTUAL LAST YEAR			ACTUAL THIS YEAR				ENCUMBRANCE	BUDGET	UNENCUMBERED BALANCE
	CURRENT MONTH	YEAR TO DATE	%	CURRENT MONTH	%	YEAR TO DATE	%			
<b>EXPENDITURES</b>										
<b>TOTAL EXPENDITURES</b>	0.00	0.00	0	0.00	0	0.00	0	0.00	0.00	0.00
<b>OTHER FINANCING SOURCES (USES)</b>										
<b>TOTAL OTHER FINANCING SOURCES (USES)</b>	0.00	0.00		0.00		0.00		0.00	0.00	0.00
<b>NET CHANGE IN FUND BALANCE</b>	0.00	0.00		0.00		0.00		0.00	0.00	0.00




FUND DEPT 2188-075 : SOCIAL SECURITY FUND - GENERAL COUNTY

2/11/2025 4:27:52 PM

PERIOD ENDING 1/31/2025

	ACTUAL LAST YEAR			ACTUAL THIS YEAR				ENCUMBRANCE	BUDGET	UNENCUMBERED BALANCE
	CURRENT MONTH	YEAR TO DATE	%	CURRENT MONTH	%	YEAR TO DATE	%			
<b>REVENUES</b>										
4008 INVESTMENT EARNINGS	-14,324.41	-14,324.41	-159	0.00	0	0.00	0	0.00	0.00	0.00
<b>TOTAL REVENUES</b>	<b>-14,324.41</b>	<b>-14,324.41</b>	<b>-1</b>	<b>0.00</b>	<b>0</b>	<b>0.00</b>	<b>0</b>	<b>0.00</b>	<b>0.00</b>	<b>0.00</b>
<b>EXPENDITURES</b>										
5003 FRINGE BENEFITS	75,081.32	75,081.32	3	77,980.74	0	77,980.74	0	0.00	0.00	-77,980.74
<b>TOTAL EXPENDITURES</b>	<b>75,081.32</b>	<b>75,081.32</b>	<b>3</b>	<b>77,980.74</b>	<b>0</b>	<b>77,980.74</b>	<b>0</b>	<b>0.00</b>	<b>0.00</b>	<b>-77,980.74</b>
<b>OTHER FINANCING SOURCES (USES)</b>										
<b>TOTAL OTHER FINANCING SOURCES (USES)</b>	<b>0.00</b>	<b>0.00</b>		<b>0.00</b>		<b>0.00</b>		<b>0.00</b>	<b>0.00</b>	<b>0.00</b>
<b>NET CHANGE IN FUND BALANCE</b>	<b>-89,405.73</b>	<b>-89,405.73</b>		<b>-77,980.74</b>		<b>-77,980.74</b>		<b>0.00</b>	<b>0.00</b>	<b>77,980.74</b>




**FUND DEPT 2474-474 : RPC USDA REVOLVING LOANS - RPC USDA REVOLVING LOANS**

2/11/2025 4:27:52 PM

**PERIOD ENDING 1/31/2025**

	ACTUAL LAST YEAR			ACTUAL THIS YEAR				ENCUMBRANCE	BUDGET	UNENCUMBERED BALANCE
	CURRENT MONTH	YEAR TO DATE	%	CURRENT MONTH	%	YEAR TO DATE	%			
<b>REVENUES</b>										
4008 INVESTMENT EARNINGS	821.59	821.59	5	747.44	0	747.44	0	0.00	0.00	-747.44
<b>TOTAL REVENUES</b>	<b>821.59</b>	<b>821.59</b>	<b>5</b>	<b>747.44</b>	<b>0</b>	<b>747.44</b>	<b>0</b>	<b>0.00</b>	<b>0.00</b>	<b>-747.44</b>
<b>EXPENDITURES</b>										
<b>TOTAL EXPENDITURES</b>	<b>0.00</b>	<b>0.00</b>	<b>0</b>	<b>0.00</b>	<b>0</b>	<b>0.00</b>	<b>0</b>	<b>0.00</b>	<b>0.00</b>	<b>0.00</b>
<b>OTHER FINANCING SOURCES (USES)</b>										
<b>TOTAL OTHER FINANCING SOURCES (USES)</b>	<b>0.00</b>	<b>0.00</b>		<b>0.00</b>		<b>0.00</b>		<b>0.00</b>	<b>0.00</b>	<b>0.00</b>
<b>NET CHANGE IN FUND BALANCE</b>	<b>821.59</b>	<b>821.59</b>		<b>747.44</b>		<b>747.44</b>		<b>0.00</b>	<b>0.00</b>	<b>-747.44</b>



FUND DEPT 2475-475 : RPC ECON DEVELOPMNT LOANS - RPC ECON DEVELOPMNT LOANS

2/11/2025 4:27:52 PM

PERIOD ENDING 1/31/2025

	ACTUAL LAST YEAR			ACTUAL THIS YEAR				ENCUMBRANCE	BUDGET	UNENCUMBERED BALANCE
	CURRENT MONTH	YEAR TO DATE	%	CURRENT MONTH	%	YEAR TO DATE	%			
<b>REVENUES</b>										
4008 INVESTMENT EARNINGS	7,647.08	7,647.08	10	0.00	0	0.00	0	0.00	0.00	0.00
<b>TOTAL REVENUES</b>	<b>7,647.08</b>	<b>7,647.08</b>	<b>10</b>	<b>0.00</b>	<b>0</b>	<b>0.00</b>	<b>0</b>	<b>0.00</b>	<b>0.00</b>	<b>0.00</b>
<b>EXPENDITURES</b>										
<b>TOTAL EXPENDITURES</b>	<b>0.00</b>	<b>0.00</b>	<b>0</b>	<b>0.00</b>	<b>0</b>	<b>0.00</b>	<b>0</b>	<b>0.00</b>	<b>0.00</b>	<b>0.00</b>
<b>OTHER FINANCING SOURCES (USES)</b>										
<b>TOTAL OTHER FINANCING SOURCES (USES)</b>	<b>0.00</b>	<b>0.00</b>		<b>0.00</b>		<b>0.00</b>		<b>0.00</b>	<b>0.00</b>	<b>0.00</b>
<b>NET CHANGE IN FUND BALANCE</b>	<b>7,647.08</b>	<b>7,647.08</b>		<b>0.00</b>		<b>0.00</b>		<b>0.00</b>	<b>0.00</b>	<b>0.00</b>






**FUND DEPT 2500-031 : COUNTY GRANT FUND - CIRCUIT COURT**

2/11/2025 4:27:52 PM

**PERIOD ENDING 1/31/2025**

	ACTUAL LAST YEAR			ACTUAL THIS YEAR				ENCUMBRANCE	BUDGET	UNENCUMBERED BALANCE
	CURRENT MONTH	YEAR TO DATE	%	CURRENT MONTH	%	YEAR TO DATE	%			
<b>REVENUES</b>										
<b>TOTAL REVENUES</b>	0.00	0.00	0	0.00	0	0.00	0	0.00	0.00	0.00
<b>EXPENDITURES</b>										
<b>TOTAL EXPENDITURES</b>	0.00	0.00	0	0.00	0	0.00	0	0.00	0.00	0.00
<b>NET CHANGE IN FUND BALANCE</b>	0.00	0.00		0.00		0.00		0.00	0.00	0.00




FUND DEPT 2500-036 : COUNTY GRANT FUND - PUBLIC DEFENDER

2/11/2025 4:27:52 PM

PERIOD ENDING 1/31/2025

	ACTUAL LAST YEAR			ACTUAL THIS YEAR				ENCUMBRANCE	BUDGET	UNENCUMBERED BALANCE
	CURRENT MONTH	YEAR TO DATE	%	CURRENT MONTH	%	YEAR TO DATE	%			
<b>EXPENDITURES</b>										
5001 SALARIES AND WAGES	0.00	0.00	0	6,154.60	0	6,154.60	0	0.00	0.00	-6,154.60
5003 FRINGE BENEFITS	0.00	0.00	0	6.77	0	6.77	0	0.00	0.00	-6.77
<b>TOTAL EXPENDITURES</b>	<b>0.00</b>	<b>0.00</b>	<b>0</b>	<b>6,161.37</b>	<b>0</b>	<b>6,161.37</b>	<b>0</b>	<b>0.00</b>	<b>0.00</b>	<b>-6,161.37</b>
<b>NET CHANGE IN FUND BALANCE</b>	<b>0.00</b>	<b>0.00</b>		<b>-6,161.37</b>		<b>-6,161.37</b>		<b>0.00</b>	<b>0.00</b>	<b>6,161.37</b>




**FUND DEPT 2500-041 : COUNTY GRANT FUND - STATES ATTORNEY**

2/11/2025 4:27:52 PM

**PERIOD ENDING 1/31/2025**

	ACTUAL LAST YEAR			ACTUAL THIS YEAR				ENCUMBRANCE	BUDGET	UNENCUMBERED BALANCE
	CURRENT MONTH	YEAR TO DATE	%	CURRENT MONTH	%	YEAR TO DATE	%			
<b>EXPENDITURES</b>										
<b>TOTAL EXPENDITURES</b>	0.00	0.00	0	0.00	0	0.00	0	0.00	0.00	0.00
<b>NET CHANGE IN FUND BALANCE</b>	0.00	0.00		0.00		0.00		0.00	0.00	0.00



FUND DEPT 2500-075 : COUNTY GRANT FUND - GENERAL COUNTY

2/11/2025 4:27:52 PM

PERIOD ENDING 1/31/2025

	ACTUAL LAST YEAR			ACTUAL THIS YEAR				ENCUMBRANCE	BUDGET	UNENCUMBERED BALANCE
	CURRENT MONTH	YEAR TO DATE	%	CURRENT MONTH	%	YEAR TO DATE	%			
<b>REVENUES</b>										
<b>TOTAL REVENUES</b>	<b>0.00</b>	<b>0.00</b>	<b>0</b>	<b>0.00</b>	<b>0</b>	<b>0.00</b>	<b>0</b>	<b>0.00</b>	<b>0.00</b>	<b>0.00</b>
<b>EXPENDITURES</b>										
5001 SALARIES AND WAGES	0.00	0.00	0	1,424.50	0	1,424.50	0	0.00	0.00	-1,424.50
5003 FRINGE BENEFITS	0.00	0.00	0	6.49	0	6.49	0	0.00	0.00	-6.49
5010 COMMODITIES	0.00	0.00	0	12,998.00	0	12,998.00	0	0.00	0.00	-12,998.00
<b>TOTAL EXPENDITURES</b>	<b>0.00</b>	<b>0.00</b>	<b>0</b>	<b>14,428.99</b>	<b>0</b>	<b>14,428.99</b>	<b>0</b>	<b>0.00</b>	<b>0.00</b>	<b>-14,428.99</b>
<b>NET CHANGE IN FUND BALANCE</b>	<b>0.00</b>	<b>0.00</b>		<b>-14,428.99</b>		<b>-14,428.99</b>		<b>0.00</b>	<b>0.00</b>	<b>14,428.99</b>



FUND DEPT 2609-026 : TAX INDEMNITY FUND - COUNTY TREASURER

2/11/2025 4:27:52 PM

PERIOD ENDING 1/31/2025

	ACTUAL LAST YEAR			ACTUAL THIS YEAR				ENCUMBRANCE	BUDGET	UNENCUMBERED BALANCE
	CURRENT MONTH	YEAR TO DATE	%	CURRENT MONTH	%	YEAR TO DATE	%			
<b>REVENUES</b>										
4008 INVESTMENT EARNINGS	-4,488.13	-4,488.13	-100	0.00	0	0.00	0	0.00	0.00	0.00
<b>TOTAL REVENUES</b>	<b>-4,488.13</b>	<b>-4,488.13</b>	<b>-100</b>	<b>0.00</b>	<b>0</b>	<b>0.00</b>	<b>0</b>	<b>0.00</b>	<b>0.00</b>	<b>0.00</b>
<b>EXPENDITURES</b>										
<b>TOTAL EXPENDITURES</b>	<b>0.00</b>	<b>0.00</b>	<b>0</b>	<b>0.00</b>	<b>0</b>	<b>0.00</b>	<b>0</b>	<b>0.00</b>	<b>0.00</b>	<b>0.00</b>
<b>OTHER FINANCING SOURCES (USES)</b>										
<b>TOTAL OTHER FINANCING SOURCES (USES)</b>	<b>0.00</b>	<b>0.00</b>		<b>0.00</b>		<b>0.00</b>		<b>0.00</b>	<b>0.00</b>	<b>0.00</b>
<b>NET CHANGE IN FUND BALANCE</b>	<b>-4,488.13</b>	<b>-4,488.13</b>		<b>0.00</b>		<b>0.00</b>		<b>0.00</b>	<b>0.00</b>	<b>0.00</b>



FUND DEPT 2610-026 : WORKING CASH FUND - COUNTY TREASURER

2/11/2025 4:27:52 PM

PERIOD ENDING 1/31/2025

	ACTUAL LAST YEAR			ACTUAL THIS YEAR				ENCUMBRANCE	BUDGET	UNENCUMBERED BALANCE
	CURRENT MONTH	YEAR TO DATE	%	CURRENT MONTH	%	YEAR TO DATE	%			
<b>REVENUES</b>										
4008 INVESTMENT EARNINGS	-3,618.50	-3,618.50	-45	0.00	0	0.00	0	0.00	0.00	0.00
<b>TOTAL REVENUES</b>	<b>-3,618.50</b>	<b>-3,618.50</b>	<b>-45</b>	<b>0.00</b>	<b>0</b>	<b>0.00</b>	<b>0</b>	<b>0.00</b>	<b>0.00</b>	<b>0.00</b>
<b>OTHER FINANCING SOURCES (USES)</b>										
<b>TOTAL OTHER FINANCING SOURCES (USES)</b>	<b>0.00</b>	<b>0.00</b>		<b>0.00</b>		<b>0.00</b>		<b>0.00</b>	<b>0.00</b>	<b>0.00</b>
<b>NET CHANGE IN FUND BALANCE</b>	<b>-3,618.50</b>	<b>-3,618.50</b>		<b>0.00</b>		<b>0.00</b>		<b>0.00</b>	<b>0.00</b>	<b>0.00</b>



**FUND DEPT 2611-022 : COUNTY CLK SURCHARGE FUND - COUNTY CLERK**

2/11/2025 4:27:52 PM

**PERIOD ENDING 1/31/2025**

	ACTUAL LAST YEAR			ACTUAL THIS YEAR				ENCUMBRANCE	BUDGET	UNENCUMBERED BALANCE
	CURRENT MONTH	YEAR TO DATE	%	CURRENT MONTH	%	YEAR TO DATE	%			
<b>REVENUES</b>										
<b>TOTAL REVENUES</b>	<i>0.00</i>	<i>0.00</i>	<i>0</i>	<i>0.00</i>	<i>0</i>	<i>0.00</i>	<i>0</i>	<i>0.00</i>	<i>0.00</i>	<i>0.00</i>
<b>EXPENDITURES</b>										
<b>TOTAL EXPENDITURES</b>	<i>0.00</i>	<i>0.00</i>	<i>0</i>	<i>0.00</i>	<i>0</i>	<i>0.00</i>	<i>0</i>	<i>0.00</i>	<i>0.00</i>	<i>0.00</i>
<b>NET CHANGE IN FUND BALANCE</b>	<i>0.00</i>	<i>0.00</i>		<i>0.00</i>		<i>0.00</i>		<i>0.00</i>	<i>0.00</i>	<i>0.00</i>



**FUND DEPT 2612-040 : SHERIFF DRUG FORFEITURES - SHERIFF**

2/11/2025 4:27:52 PM

**PERIOD ENDING 1/31/2025**

	ACTUAL LAST YEAR			ACTUAL THIS YEAR				ENCUMBRANCE	BUDGET	UNENCUMBERED BALANCE
	CURRENT MONTH	YEAR TO DATE	%	CURRENT MONTH	%	YEAR TO DATE	%			
<b>REVENUES</b>										
4005 FINES AND FORFEITURES	1,381.25	1,381.25	14	0.00	0	0.00	0	0.00	0.00	0.00
4008 INVESTMENT EARNINGS	-1,178.91	-1,178.91	-59	0.00	0	0.00	0	0.00	0.00	0.00
<b>TOTAL REVENUES</b>	<b>202.34</b>	<b>202.34</b>	<b>2</b>	<b>0.00</b>	<b>0</b>	<b>0.00</b>	<b>0</b>	<b>0.00</b>	<b>0.00</b>	<b>0.00</b>
<b>EXPENDITURES</b>										
<b>TOTAL EXPENDITURES</b>	<b>0.00</b>	<b>0.00</b>	<b>0</b>	<b>0.00</b>	<b>0</b>	<b>0.00</b>	<b>0</b>	<b>0.00</b>	<b>0.00</b>	<b>0.00</b>
<b>OTHER FINANCING SOURCES (USES)</b>										
<b>TOTAL OTHER FINANCING SOURCES (USES)</b>	<b>0.00</b>	<b>0.00</b>		<b>0.00</b>		<b>0.00</b>		<b>0.00</b>	<b>0.00</b>	<b>0.00</b>
<b>NET CHANGE IN FUND BALANCE</b>	<b>202.34</b>	<b>202.34</b>		<b>0.00</b>		<b>0.00</b>		<b>0.00</b>	<b>0.00</b>	<b>0.00</b>





FUND DEPT 2613-030 : COURT'S AUTOMATION FUND - CIRCUIT CLERK

2/11/2025 4:27:52 PM

PERIOD ENDING 1/31/2025

	ACTUAL LAST YEAR			ACTUAL THIS YEAR				ENCUMBRANCE	BUDGET	UNENCUMBERED BALANCE
	CURRENT MONTH	YEAR TO DATE	%	CURRENT MONTH	%	YEAR TO DATE	%			
<b>REVENUES</b>										
4008 INVESTMENT EARNINGS	-2,147.71	-2,147.71	-268	0.00	0	0.00	0	0.00	0.00	0.00
<b>TOTAL REVENUES</b>	<b>-2,147.71</b>	<b>-2,147.71</b>	<b>-1</b>	<b>0.00</b>	<b>0</b>	<b>0.00</b>	<b>0</b>	<b>0.00</b>	<b>0.00</b>	<b>0.00</b>
<b>EXPENDITURES</b>										
5020 SERVICES	105,791.24	105,791.24	53	78,156.98	0	78,156.98	0	0.00	0.00	-78,156.98
<b>TOTAL EXPENDITURES</b>	<b>105,791.24</b>	<b>105,791.24</b>	<b>50</b>	<b>78,156.98</b>	<b>0</b>	<b>78,156.98</b>	<b>0</b>	<b>0.00</b>	<b>0.00</b>	<b>-78,156.98</b>
<b>OTHER FINANCING SOURCES (USES)</b>										
<b>TOTAL OTHER FINANCING SOURCES (USES)</b>	<b>0.00</b>	<b>0.00</b>		<b>0.00</b>		<b>0.00</b>		<b>0.00</b>	<b>0.00</b>	<b>0.00</b>
<b>NET CHANGE IN FUND BALANCE</b>	<b>-107,938.95</b>	<b>-107,938.95</b>		<b>-78,156.98</b>		<b>-78,156.98</b>		<b>0.00</b>	<b>0.00</b>	<b>78,156.98</b>



FUND DEPT 2614-023 : RECORDER'S AUTOMATION FND - RECORDER

2/11/2025 4:27:52 PM

PERIOD ENDING 1/31/2025

	ACTUAL LAST YEAR			ACTUAL THIS YEAR				ENCUMBRANCE	BUDGET	UNENCUMBERED BALANCE
	CURRENT MONTH	YEAR TO DATE	%	CURRENT MONTH	%	YEAR TO DATE	%			
<b>REVENUES</b>										
4007 CHARGES FOR SERVICES	0.00	0.00	0	551.00	0	551.00	0	0.00	0.00	-551.00
4008 INVESTMENT EARNINGS	-6,490.59	-6,490.59	-649	0.00	0	0.00	0	0.00	0.00	0.00
<b>TOTAL REVENUES</b>	<b>-6,490.59</b>	<b>-6,490.59</b>	<b>-4</b>	<b>551.00</b>	<b>0</b>	<b>551.00</b>	<b>0</b>	<b>0.00</b>	<b>0.00</b>	<b>-551.00</b>
<b>EXPENDITURES</b>										
5001 SALARIES AND WAGES	890.78	890.78	3	1,370.40	0	1,370.40	0	0.00	0.00	-1,370.40
5003 FRINGE BENEFITS	-43.35	-43.35	-2	6.03	0	6.03	0	0.00	0.00	-6.03
5020 SERVICES	69,660.00	69,660.00	53	69,660.00	0	69,660.00	0	0.00	0.00	-69,660.00
<b>TOTAL EXPENDITURES</b>	<b>70,507.43</b>	<b>70,507.43</b>	<b>40</b>	<b>71,036.43</b>	<b>0</b>	<b>71,036.43</b>	<b>0</b>	<b>0.00</b>	<b>0.00</b>	<b>-71,036.43</b>
<b>NET CHANGE IN FUND BALANCE</b>	<b>-76,998.02</b>	<b>-76,998.02</b>		<b>-70,485.43</b>		<b>-70,485.43</b>		<b>0.00</b>	<b>0.00</b>	<b>70,485.43</b>



**FUND DEPT 2615-036 : PUBLIC DEFENDER AUTOMATN - PUBLIC DEFENDER**

2/11/2025 4:27:52 PM

**PERIOD ENDING 1/31/2025**

	ACTUAL LAST YEAR			ACTUAL THIS YEAR				ENCUMBRANCE	BUDGET	UNENCUMBERED BALANCE
	CURRENT MONTH	YEAR TO DATE	%	CURRENT MONTH	%	YEAR TO DATE	%			
<b>REVENUES</b>										
<b>TOTAL REVENUES</b>	<i>0.00</i>	<i>0.00</i>	<i>0</i>	<i>0.00</i>	<i>0</i>	<i>0.00</i>	<i>0</i>	<i>0.00</i>	<i>0.00</i>	<i>0.00</i>
<b>EXPENDITURES</b>										
<b>TOTAL EXPENDITURES</b>	<i>0.00</i>	<i>0.00</i>	<i>0</i>	<i>0.00</i>	<i>0</i>	<i>0.00</i>	<i>0</i>	<i>0.00</i>	<i>0.00</i>	<i>0.00</i>
<b>NET CHANGE IN FUND BALANCE</b>	<i>0.00</i>	<i>0.00</i>		<i>0.00</i>		<i>0.00</i>		<i>0.00</i>	<i>0.00</i>	<i>0.00</i>




FUND DEPT 2617-030 : CHILD SUPPORT SERV FUND - CIRCUIT CLERK

2/11/2025 4:27:52 PM

PERIOD ENDING 1/31/2025

	ACTUAL LAST YEAR			ACTUAL THIS YEAR				ENCUMBRANCE	BUDGET	UNENCUMBERED BALANCE
	CURRENT MONTH	YEAR TO DATE	%	CURRENT MONTH	%	YEAR TO DATE	%			
<b>REVENUES</b>										
4008 INVESTMENT EARNINGS	-550.42	-550.42	0	0.00	0	0.00	0	0.00	0.00	0.00
<b>TOTAL REVENUES</b>	<b>-550.42</b>	<b>-550.42</b>	<b>-14</b>	<b>0.00</b>	<b>0</b>	<b>0.00</b>	<b>0</b>	<b>0.00</b>	<b>0.00</b>	<b>0.00</b>
<b>EXPENDITURES</b>										
<b>TOTAL EXPENDITURES</b>	<b>0.00</b>	<b>0.00</b>	<b>0</b>	<b>0.00</b>	<b>0</b>	<b>0.00</b>	<b>0</b>	<b>0.00</b>	<b>0.00</b>	<b>0.00</b>
<b>OTHER FINANCING SOURCES (USES)</b>										
<b>TOTAL OTHER FINANCING SOURCES (USES)</b>	<b>0.00</b>	<b>0.00</b>		<b>0.00</b>		<b>0.00</b>		<b>0.00</b>	<b>0.00</b>	<b>0.00</b>
<b>NET CHANGE IN FUND BALANCE</b>	<b>-550.42</b>	<b>-550.42</b>		<b>0.00</b>		<b>0.00</b>		<b>0.00</b>	<b>0.00</b>	<b>0.00</b>




**FUND DEPT 2618-051 : PROBATION SERVICES FUND - JUVENILE DETENTION CENTER**

2/11/2025 4:27:52 PM

**PERIOD ENDING 1/31/2025**

	ACTUAL LAST YEAR			ACTUAL THIS YEAR				ENCUMBRANCE	BUDGET	UNENCUMBERED BALANCE
	CURRENT MONTH	YEAR TO DATE	%	CURRENT MONTH	%	YEAR TO DATE	%			
<b>REVENUES</b>										
<b>TOTAL REVENUES</b>	0.00	0.00	0	0.00	0	0.00	0	0.00	0.00	0.00
<b>EXPENDITURES</b>										
<b>TOTAL EXPENDITURES</b>	0.00	0.00	0	0.00	0	0.00	0	0.00	0.00	0.00
<b>OTHER FINANCING SOURCES (USES)</b>										
<b>TOTAL OTHER FINANCING SOURCES (USES)</b>	0.00	0.00		0.00		0.00		0.00	0.00	0.00
<b>NET CHANGE IN FUND BALANCE</b>	0.00	0.00		0.00		0.00		0.00	0.00	0.00



FUND DEPT 2618-052 : PROBATION SERVICES FUND - COURT SERVICES -PROBATION

2/11/2025 4:27:52 PM

PERIOD ENDING 1/31/2025

	ACTUAL LAST YEAR			ACTUAL THIS YEAR				ENCUMBRANCE	BUDGET	UNENCUMBERED BALANCE
	CURRENT MONTH	YEAR TO DATE	%	CURRENT MONTH	%	YEAR TO DATE	%			
<b>REVENUES</b>										
4008 INVESTMENT EARNINGS	-20,174.16	-20,174.16	-50	0.00	0	0.00	0	0.00	0.00	0.00
<b>TOTAL REVENUES</b>	<b>-20,174.16</b>	<b>-20,174.16</b>	<b>-6</b>	<b>0.00</b>	<b>0</b>	<b>0.00</b>	<b>0</b>	<b>0.00</b>	<b>0.00</b>	<b>0.00</b>
<b>EXPENDITURES</b>										
5010 COMMODITIES	3,268.97	3,268.97	4	2,980.00	0	2,980.00	0	0.00	0.00	-2,980.00
5020 SERVICES	5,781.06	5,781.06	2	7,724.70	0	7,724.70	0	0.00	0.00	-7,724.70
<b>TOTAL EXPENDITURES</b>	<b>9,050.03</b>	<b>9,050.03</b>	<b>2</b>	<b>10,704.70</b>	<b>0</b>	<b>10,704.70</b>	<b>0</b>	<b>0.00</b>	<b>0.00</b>	<b>-10,704.70</b>
<b>OTHER FINANCING SOURCES (USES)</b>										
<b>TOTAL OTHER FINANCING SOURCES (USES)</b>	<b>0.00</b>	<b>0.00</b>		<b>0.00</b>		<b>0.00</b>		<b>0.00</b>	<b>0.00</b>	<b>0.00</b>
<b>NET CHANGE IN FUND BALANCE</b>	<b>-29,224.19</b>	<b>-29,224.19</b>		<b>-10,704.70</b>		<b>-10,704.70</b>		<b>0.00</b>	<b>0.00</b>	<b>10,704.70</b>



FUND DEPT 2619-026 : TAX SALE AUTOMATION FUND - COUNTY TREASURER

2/11/2025 4:27:52 PM

PERIOD ENDING 1/31/2025

	ACTUAL LAST YEAR			ACTUAL THIS YEAR				ENCUMBRANCE	BUDGET	UNENCUMBERED BALANCE
	CURRENT MONTH	YEAR TO DATE	%	CURRENT MONTH	%	YEAR TO DATE	%			
<b>REVENUES</b>										
4008 INVESTMENT EARNINGS	-258.04	-258.04	-129	0.00	0	0.00	0	0.00	0.00	0.00
<b>TOTAL REVENUES</b>	<b>-258.04</b>	<b>-258.04</b>	<b>-2</b>	<b>0.00</b>	<b>0</b>	<b>0.00</b>	<b>0</b>	<b>0.00</b>	<b>0.00</b>	<b>0.00</b>
<b>EXPENDITURES</b>										
5001 SALARIES AND WAGES	0.00	0.00	0	160.00	0	160.00	0	0.00	0.00	-160.00
5003 FRINGE BENEFITS	-10.23	-10.23	-1	2.92	0	2.92	0	0.00	0.00	-2.92
<b>TOTAL EXPENDITURES</b>	<b>-10.23</b>	<b>-10.23</b>	<b>0</b>	<b>162.92</b>	<b>0</b>	<b>162.92</b>	<b>0</b>	<b>0.00</b>	<b>0.00</b>	<b>-162.92</b>
<b>NET CHANGE IN FUND BALANCE</b>	<b>-247.81</b>	<b>-247.81</b>		<b>-162.92</b>		<b>-162.92</b>		<b>0.00</b>	<b>0.00</b>	<b>162.92</b>



FUND DEPT 2621-041 : STS ATTY DRUG FORFEITURES - STATES ATTORNEY

2/11/2025 4:27:52 PM

PERIOD ENDING 1/31/2025

	ACTUAL LAST YEAR			ACTUAL THIS YEAR				ENCUMBRANCE	BUDGET	UNENCUMBERED BALANCE
	CURRENT MONTH	YEAR TO DATE	%	CURRENT MONTH	%	YEAR TO DATE	%			
<b>REVENUES</b>										
4008 INVESTMENT EARNINGS	-674.25	-674.25	-54	0.00	0	0.00	0	0.00	0.00	0.00
<b>TOTAL REVENUES</b>	<b>-674.25</b>	<b>-674.25</b>	<b>-3</b>	<b>0.00</b>	<b>0</b>	<b>0.00</b>	<b>0</b>	<b>0.00</b>	<b>0.00</b>	<b>0.00</b>
<b>EXPENDITURES</b>										
<b>TOTAL EXPENDITURES</b>	<b>0.00</b>	<b>0.00</b>	<b>0</b>	<b>0.00</b>	<b>0</b>	<b>0.00</b>	<b>0</b>	<b>0.00</b>	<b>0.00</b>	<b>0.00</b>
<b>OTHER FINANCING SOURCES (USES)</b>										
<b>TOTAL OTHER FINANCING SOURCES (USES)</b>	<b>0.00</b>	<b>0.00</b>		<b>0.00</b>		<b>0.00</b>		<b>0.00</b>	<b>0.00</b>	<b>0.00</b>
<b>NET CHANGE IN FUND BALANCE</b>	<b>-674.25</b>	<b>-674.25</b>		<b>0.00</b>		<b>0.00</b>		<b>0.00</b>	<b>0.00</b>	<b>0.00</b>





**FUND DEPT 2627-026 : PROPERTY TAX INT FEE FUND - COUNTY TREASURER**

2/11/2025 4:27:52 PM

**PERIOD ENDING 1/31/2025**

	ACTUAL LAST YEAR			ACTUAL THIS YEAR				ENCUMBRANCE	BUDGET	UNENCUMBERED BALANCE
	CURRENT MONTH	YEAR TO DATE	%	CURRENT MONTH	%	YEAR TO DATE	%			
<b>REVENUES</b>										
4008 INVESTMENT EARNINGS	-642.07	-642.07	-32	0.00	0	0.00	0	0.00	0.00	0.00
<b>TOTAL REVENUES</b>	<b>-642.07</b>	<b>-642.07</b>	<b>-1</b>	<b>0.00</b>	<b>0</b>	<b>0.00</b>	<b>0</b>	<b>0.00</b>	<b>0.00</b>	<b>0.00</b>
<b>OTHER FINANCING SOURCES (USES)</b>										
<b>TOTAL OTHER FINANCING SOURCES (USES)</b>	<b>0.00</b>	<b>0.00</b>		<b>0.00</b>		<b>0.00</b>		<b>0.00</b>	<b>0.00</b>	<b>0.00</b>
<b>NET CHANGE IN FUND BALANCE</b>	<b>-642.07</b>	<b>-642.07</b>		<b>0.00</b>		<b>0.00</b>		<b>0.00</b>	<b>0.00</b>	<b>0.00</b>



FUND DEPT 2628-022 : ELECTN ASSIST/ACCESSIBLTY - COUNTY CLERK

2/11/2025 4:27:52 PM

PERIOD ENDING 1/31/2025

	ACTUAL LAST YEAR			ACTUAL THIS YEAR				ENCUMBRANCE	BUDGET	UNENCUMBERED BALANCE
	CURRENT MONTH	YEAR TO DATE	%	CURRENT MONTH	%	YEAR TO DATE	%			
<b>REVENUES</b>										
<b>TOTAL REVENUES</b>	<b>0.00</b>	<b>0.00</b>	<b>0</b>	<b>0.00</b>	<b>0</b>	<b>0.00</b>	<b>0</b>	<b>0.00</b>	<b>0.00</b>	<b>0.00</b>
<b>EXPENDITURES</b>										
5001 SALARIES AND WAGES	569.50	569.50	1	4,016.25	0	4,016.25	0	0.00	0.00	-4,016.25
5003 FRINGE BENEFITS	-88.76	-88.76	-1	18.27	0	18.27	0	0.00	0.00	-18.27
5010 COMMODITIES	0.00	0.00	0	0.00	0	0.00	0	0.00	-1,850.00	-1,850.00
5020 SERVICES	0.00	0.00	0	18,970.98	102 5	18,970.98	102 5	0.00	1,850.00	-17,120.98
<b>TOTAL EXPENDITURES</b>	<b>480.74</b>	<b>480.74</b>	<b>0</b>	<b>23,005.50</b>	<b>0</b>	<b>23,005.50</b>	<b>0</b>	<b>0.00</b>	<b>0.00</b>	<b>-23,005.50</b>
<b>OTHER FINANCING SOURCES (USES)</b>										
<b>TOTAL OTHER FINANCING SOURCES (USES)</b>	<b>0.00</b>	<b>0.00</b>		<b>0.00</b>		<b>0.00</b>		<b>0.00</b>	<b>0.00</b>	<b>0.00</b>
<b>NET CHANGE IN FUND BALANCE</b>	<b>-480.74</b>	<b>-480.74</b>		<b>-23,005.50</b>		<b>-23,005.50</b>		<b>0.00</b>	<b>0.00</b>	<b>23,005.50</b>



FUND DEPT 2629-010 : COUNTY HISTORICAL FUND - COUNTY BOARD

2/11/2025 4:27:52 PM

PERIOD ENDING 1/31/2025

	ACTUAL LAST YEAR			ACTUAL THIS YEAR				ENCUMBRANCE	BUDGET	UNENCUMBERED BALANCE
	CURRENT MONTH	YEAR TO DATE	%	CURRENT MONTH	%	YEAR TO DATE	%			
<b>REVENUES</b>										
4008 INVESTMENT EARNINGS	-86.39	-86.39	-86	0.00	0	0.00	0	0.00	0.00	0.00
<b>TOTAL REVENUES</b>	<b>-86.39</b>	<b>-86.39</b>	<b>-86</b>	<b>0.00</b>	<b>0</b>	<b>0.00</b>	<b>0</b>	<b>0.00</b>	<b>0.00</b>	<b>0.00</b>
<b>EXPENDITURES</b>										
<b>TOTAL EXPENDITURES</b>	<b>0.00</b>	<b>0.00</b>	<b>0</b>	<b>0.00</b>	<b>0</b>	<b>0.00</b>	<b>0</b>	<b>0.00</b>	<b>0.00</b>	<b>0.00</b>
<b>NET CHANGE IN FUND BALANCE</b>	<b>-86.39</b>	<b>-86.39</b>		<b>0.00</b>		<b>0.00</b>		<b>0.00</b>	<b>0.00</b>	<b>0.00</b>




FUND DEPT 2630-030 : CIR CLK OPERATION & ADMIN - CIRCUIT CLERK

2/11/2025 4:27:52 PM

PERIOD ENDING 1/31/2025

	ACTUAL LAST YEAR			ACTUAL THIS YEAR				ENCUMBRANCE	BUDGET	UNENCUMBERED BALANCE
	CURRENT MONTH	YEAR TO DATE	%	CURRENT MONTH	%	YEAR TO DATE	%			
<b>REVENUES</b>										
4008 INVESTMENT EARNINGS	-3,541.85	-3,541.85	0	0.00	0	0.00	0	0.00	0.00	0.00
<b>TOTAL REVENUES</b>	<b>-3,541.85</b>	<b>-3,541.85</b>	<b>-1</b>	<b>0.00</b>	<b>0</b>	<b>0.00</b>	<b>0</b>	<b>0.00</b>	<b>0.00</b>	<b>0.00</b>
<b>EXPENDITURES</b>										
<b>TOTAL EXPENDITURES</b>	<b>0.00</b>	<b>0.00</b>	<b>0</b>	<b>0.00</b>	<b>0</b>	<b>0.00</b>	<b>0</b>	<b>0.00</b>	<b>0.00</b>	<b>0.00</b>
<b>OTHER FINANCING SOURCES (USES)</b>										
<b>TOTAL OTHER FINANCING SOURCES (USES)</b>	<b>0.00</b>	<b>0.00</b>		<b>0.00</b>		<b>0.00</b>		<b>0.00</b>	<b>0.00</b>	<b>0.00</b>
<b>NET CHANGE IN FUND BALANCE</b>	<b>-3,541.85</b>	<b>-3,541.85</b>		<b>0.00</b>		<b>0.00</b>		<b>0.00</b>	<b>0.00</b>	<b>0.00</b>



FUND DEPT 2632-030 : CIR CLK ELCTRNC CITATIONS - CIRCUIT CLERK

2/11/2025 4:27:52 PM

PERIOD ENDING 1/31/2025

	ACTUAL LAST YEAR			ACTUAL THIS YEAR				ENCUMBRANCE	BUDGET	UNENCUMBERED BALANCE
	CURRENT MONTH	YEAR TO DATE	%	CURRENT MONTH	%	YEAR TO DATE	%			
<b>REVENUES</b>										
4008 INVESTMENT EARNINGS	-3,287.26	-3,287.26	-164	0.00	0	0.00	0	0.00	0.00	0.00
<b>TOTAL REVENUES</b>	<b>-3,287.26</b>	<b>-3,287.26</b>	<b>-5</b>	<b>0.00</b>	<b>0</b>	<b>0.00</b>	<b>0</b>	<b>0.00</b>	<b>0.00</b>	<b>0.00</b>
<b>EXPENDITURES</b>										
<b>TOTAL EXPENDITURES</b>	<b>0.00</b>	<b>0.00</b>	<b>0</b>	<b>0.00</b>	<b>0</b>	<b>0.00</b>	<b>0</b>	<b>0.00</b>	<b>0.00</b>	<b>0.00</b>
<b>NET CHANGE IN FUND BALANCE</b>	<b>-3,287.26</b>	<b>-3,287.26</b>		<b>0.00</b>		<b>0.00</b>		<b>0.00</b>	<b>0.00</b>	<b>0.00</b>



FUND DEPT 2633-041 : STS ATTY RECORDS AUTOMATN - STATES ATTORNEY

2/11/2025 4:27:52 PM

PERIOD ENDING 1/31/2025

	ACTUAL LAST YEAR			ACTUAL THIS YEAR				ENCUMBRANCE	BUDGET	UNENCUMBERED BALANCE
	CURRENT MONTH	YEAR TO DATE	%	CURRENT MONTH	%	YEAR TO DATE	%			
<b>REVENUES</b>										
4008 INVESTMENT EARNINGS	-71.20	-71.20	-47	0.00	0	0.00	0	0.00	0.00	0.00
<b>TOTAL REVENUES</b>	<b>-71.20</b>	<b>-71.20</b>	<b>-2</b>	<b>0.00</b>	<b>0</b>	<b>0.00</b>	<b>0</b>	<b>0.00</b>	<b>0.00</b>	<b>0.00</b>
<b>EXPENDITURES</b>										
<b>TOTAL EXPENDITURES</b>	<b>0.00</b>	<b>0.00</b>	<b>0</b>	<b>0.00</b>	<b>0</b>	<b>0.00</b>	<b>0</b>	<b>0.00</b>	<b>0.00</b>	<b>0.00</b>
<b>NET CHANGE IN FUND BALANCE</b>	<b>-71.20</b>	<b>-71.20</b>		<b>0.00</b>		<b>0.00</b>		<b>0.00</b>	<b>0.00</b>	<b>0.00</b>



FUND DEPT 2634-036 : PUBLIC DEFENDER GRANT FUND - PUBLIC DEFENDER

2/11/2025 4:27:52 PM

PERIOD ENDING 1/31/2025

	ACTUAL LAST YEAR			ACTUAL THIS YEAR				ENCUMBRANCE	BUDGET	UNENCUMBERED BALANCE
	CURRENT MONTH	YEAR TO DATE	%	CURRENT MONTH	%	YEAR TO DATE	%			
<b>REVENUES</b>										
<b>TOTAL REVENUES</b>	<b>0.00</b>	<b>0.00</b>	<b>0</b>	<b>0.00</b>	<b>0</b>	<b>0.00</b>	<b>0</b>	<b>0.00</b>	<b>0.00</b>	<b>0.00</b>
<b>EXPENDITURES</b>										
5001 SALARIES AND WAGES	0.00	0.00	0	18,620.40	0	18,620.40	0	0.00	0.00	-18,620.40
5003 FRINGE BENEFITS	0.00	0.00	0	18.28	0	18.28	0	0.00	0.00	-18.28
5020 SERVICES	0.00	0.00	0	3,230.26	0	3,230.26	0	0.00	0.00	-3,230.26
<b>TOTAL EXPENDITURES</b>	<b>0.00</b>	<b>0.00</b>	<b>0</b>	<b>21,868.94</b>	<b>0</b>	<b>21,868.94</b>	<b>0</b>	<b>0.00</b>	<b>0.00</b>	<b>-21,868.94</b>
<b>NET CHANGE IN FUND BALANCE</b>	<b>0.00</b>	<b>0.00</b>		<b>-21,868.94</b>		<b>-21,868.94</b>		<b>0.00</b>	<b>0.00</b>	<b>21,868.94</b>



**FUND DEPT 2635-040 : CANNABIS REGULATION FUND - SHERIFF**

2/11/2025 4:27:52 PM

**PERIOD ENDING 1/31/2025**

	ACTUAL LAST YEAR			ACTUAL THIS YEAR				ENCUMBRANCE	BUDGET	UNENCUMBERED BALANCE
	CURRENT MONTH	YEAR TO DATE	%	CURRENT MONTH	%	YEAR TO DATE	%			
<b>REVENUES</b>										
4008 INVESTMENT EARNINGS	-1,298.90	-1,298.90	-52	0.00	0	0.00	0	0.00	0.00	0.00
<b>TOTAL REVENUES</b>	<b>-1,298.90</b>	<b>-1,298.90</b>	<b>-3</b>	<b>0.00</b>	<b>0</b>	<b>0.00</b>	<b>0</b>	<b>0.00</b>	<b>0.00</b>	<b>0.00</b>
<b>EXPENDITURES</b>										
5020 SERVICES	0.00	0.00	0	36,791.00	0	36,791.00	0	0.00	0.00	-36,791.00
<b>TOTAL EXPENDITURES</b>	<b>0.00</b>	<b>0.00</b>	<b>0</b>	<b>36,791.00</b>	<b>0</b>	<b>36,791.00</b>	<b>0</b>	<b>0.00</b>	<b>0.00</b>	<b>-36,791.00</b>
<b>NET CHANGE IN FUND BALANCE</b>	<b>-1,298.90</b>	<b>-1,298.90</b>		<b>-36,791.00</b>		<b>-36,791.00</b>		<b>0.00</b>	<b>0.00</b>	<b>36,791.00</b>





**FUND DEPT 2638-042 : CORONER STATUTORY FEES - CORONER**

2/11/2025 4:27:52 PM

**PERIOD ENDING 1/31/2025**

	ACTUAL LAST YEAR			ACTUAL THIS YEAR				ENCUMBRANCE	BUDGET	UNENCUMBERED BALANCE
	CURRENT MONTH	YEAR TO DATE	%	CURRENT MONTH	%	YEAR TO DATE	%			
<b>REVENUES</b>										
4007 CHARGES FOR SERVICES	0.00	0.00	0	200.00	0	200.00	0	0.00	0.00	-200.00
<b>TOTAL REVENUES</b>	<b>0.00</b>	<b>0.00</b>	<b>0</b>	<b>200.00</b>	<b>0</b>	<b>200.00</b>	<b>0</b>	<b>0.00</b>	<b>0.00</b>	<b>-200.00</b>
<b>EXPENDITURES</b>										
5010 COMMODITIES	78.51	78.51	0	562.88	0	562.88	0	0.00	0.00	-562.88
5020 SERVICES	1,480.59	1,480.59	5	496.06	0	496.06	0	0.00	0.00	-496.06
<b>TOTAL EXPENDITURES</b>	<b>1,559.10</b>	<b>1,559.10</b>	<b>1</b>	<b>1,058.94</b>	<b>0</b>	<b>1,058.94</b>	<b>0</b>	<b>0.00</b>	<b>0.00</b>	<b>-1,058.94</b>
<b>OTHER FINANCING SOURCES (USES)</b>										
<b>TOTAL OTHER FINANCING SOURCES (USES)</b>	<b>0.00</b>	<b>0.00</b>		<b>0.00</b>		<b>0.00</b>		<b>0.00</b>	<b>0.00</b>	<b>0.00</b>
<b>NET CHANGE IN FUND BALANCE</b>	<b>-1,559.10</b>	<b>-1,559.10</b>		<b>-858.94</b>		<b>-858.94</b>		<b>0.00</b>	<b>0.00</b>	<b>858.94</b>




**FUND DEPT 2638-140 : CORONER STATUTORY FEES - CORRECTIONAL CENTER**

2/11/2025 4:27:52 PM

**PERIOD ENDING 1/31/2025**

	ACTUAL LAST YEAR			ACTUAL THIS YEAR				ENCUMBRANCE	BUDGET	UNENCUMBERED BALANCE
	CURRENT MONTH	YEAR TO DATE	%	CURRENT MONTH	%	YEAR TO DATE	%			
<b>EXPENDITURES</b>										
<b>TOTAL EXPENDITURES</b>	0.00	0.00	0	0.00	0	0.00	0	0.00	0.00	0.00
<b>NET CHANGE IN FUND BALANCE</b>	0.00	0.00		0.00		0.00		0.00	0.00	0.00



FUND DEPT 2658-140 : JAIL COMMISSARY - CORRECTIONAL CENTER

2/11/2025 4:27:52 PM

PERIOD ENDING 1/31/2025

	ACTUAL LAST YEAR			ACTUAL THIS YEAR				ENCUMBRANCE	BUDGET	UNENCUMBERED BALANCE
	CURRENT MONTH	YEAR TO DATE	%	CURRENT MONTH	%	YEAR TO DATE	%			
<b>REVENUES</b>										
4008 INVESTMENT EARNINGS	-6,672.25	-6,672.25	-44	0.00	0	0.00	0	0.00	0.00	0.00
<b>TOTAL REVENUES</b>	<b>-6,672.25</b>	<b>-6,672.25</b>	<b>-6</b>	<b>0.00</b>	<b>0</b>	<b>0.00</b>	<b>0</b>	<b>0.00</b>	<b>0.00</b>	<b>0.00</b>
<b>EXPENDITURES</b>										
5010 COMMODITIES	178.85	178.85	1	1,727.07	0	1,727.07	0	0.00	0.00	-1,727.07
5020 SERVICES	449.62	449.62	3	762.09	0	762.09	0	0.00	0.00	-762.09
<b>TOTAL EXPENDITURES</b>	<b>628.47</b>	<b>628.47</b>	<b>1</b>	<b>2,489.16</b>	<b>0</b>	<b>2,489.16</b>	<b>0</b>	<b>0.00</b>	<b>0.00</b>	<b>-2,489.16</b>
<b>NET CHANGE IN FUND BALANCE</b>	<b>-7,300.72</b>	<b>-7,300.72</b>		<b>-2,489.16</b>		<b>-2,489.16</b>		<b>0.00</b>	<b>0.00</b>	<b>2,489.16</b>



**FUND DEPT 2659-140 : COUNTY JAIL MEDICAL COSTS - CORRECTIONAL CENTER**

2/11/2025 4:27:52 PM

**PERIOD ENDING 1/31/2025**

	ACTUAL LAST YEAR			ACTUAL THIS YEAR				ENCUMBRANCE	BUDGET	UNENCUMBERED BALANCE
	CURRENT MONTH	YEAR TO DATE	%	CURRENT MONTH	%	YEAR TO DATE	%			
<b>REVENUES</b>										
4008 INVESTMENT EARNINGS	-82.52	-82.52	-825	0.00	0	0.00	0	0.00	0.00	0.00
<b>TOTAL REVENUES</b>	<b>-82.52</b>	<b>-82.52</b>	<b>-1</b>	<b>0.00</b>	<b>0</b>	<b>0.00</b>	<b>0</b>	<b>0.00</b>	<b>0.00</b>	<b>0.00</b>
<b>OTHER FINANCING SOURCES (USES)</b>										
<b>TOTAL OTHER FINANCING SOURCES (USES)</b>	<b>0.00</b>	<b>0.00</b>		<b>0.00</b>		<b>0.00</b>		<b>0.00</b>	<b>0.00</b>	<b>0.00</b>
<b>NET CHANGE IN FUND BALANCE</b>	<b>-82.52</b>	<b>-82.52</b>		<b>0.00</b>		<b>0.00</b>		<b>0.00</b>	<b>0.00</b>	<b>0.00</b>



FUND DEPT 2670-022 : COUNTY CLK AUTOMATION FND - COUNTY CLERK

2/11/2025 4:27:52 PM

PERIOD ENDING 1/31/2025

	ACTUAL LAST YEAR			ACTUAL THIS YEAR				ENCUMBRANCE	BUDGET	UNENCUMBERED BALANCE
	CURRENT MONTH	YEAR TO DATE	%	CURRENT MONTH	%	YEAR TO DATE	%			
<b>REVENUES</b>										
4007 CHARGES FOR SERVICES	0.00	0.00	0	1,760.00	0	1,760.00	0	0.00	0.00	-1,760.00
4008 INVESTMENT EARNINGS	-412.13	-412.13	-103	0.00	0	0.00	0	0.00	0.00	0.00
<b>TOTAL REVENUES</b>	<b>-412.13</b>	<b>-412.13</b>	<b>-1</b>	<b>1,760.00</b>	<b>0</b>	<b>1,760.00</b>	<b>0</b>	<b>0.00</b>	<b>0.00</b>	<b>-1,760.00</b>
<b>EXPENDITURES</b>										
<b>TOTAL EXPENDITURES</b>	<b>0.00</b>	<b>0.00</b>	<b>0</b>	<b>0.00</b>	<b>0</b>	<b>0.00</b>	<b>0</b>	<b>0.00</b>	<b>0.00</b>	<b>0.00</b>
<b>NET CHANGE IN FUND BALANCE</b>	<b>-412.13</b>	<b>-412.13</b>		<b>1,760.00</b>		<b>1,760.00</b>		<b>0.00</b>	<b>0.00</b>	<b>-1,760.00</b>



**FUND DEPT 2671-030 : COURT DOCUMENT STORAGE FD - CIRCUIT CLERK**

2/11/2025 4:27:52 PM

**PERIOD ENDING 1/31/2025**

	ACTUAL LAST YEAR			ACTUAL THIS YEAR				ENCUMBRANCE	BUDGET	UNENCUMBERED BALANCE
	CURRENT MONTH	YEAR TO DATE	%	CURRENT MONTH	%	YEAR TO DATE	%			
<b>REVENUES</b>										
4008 INVESTMENT EARNINGS	-2,123.84	-2,123.84	0	0.00	0	0.00	0	0.00	0.00	0.00
<b>TOTAL REVENUES</b>	<b>-2,123.84</b>	<b>-2,123.84</b>	<b>-1</b>	<b>0.00</b>	<b>0</b>	<b>0.00</b>	<b>0</b>	<b>0.00</b>	<b>0.00</b>	<b>0.00</b>
<b>EXPENDITURES</b>										
<b>TOTAL EXPENDITURES</b>	<b>0.00</b>	<b>0.00</b>	<b>0</b>	<b>0.00</b>	<b>0</b>	<b>0.00</b>	<b>0</b>	<b>0.00</b>	<b>0.00</b>	<b>0.00</b>
<b>OTHER FINANCING SOURCES (USES)</b>										
<b>TOTAL OTHER FINANCING SOURCES (USES)</b>	<b>0.00</b>	<b>0.00</b>		<b>0.00</b>		<b>0.00</b>		<b>0.00</b>	<b>0.00</b>	<b>0.00</b>
<b>NET CHANGE IN FUND BALANCE</b>	<b>-2,123.84</b>	<b>-2,123.84</b>		<b>0.00</b>		<b>0.00</b>		<b>0.00</b>	<b>0.00</b>	<b>0.00</b>



**FUND DEPT 2675-041 : VICTIM ADVOCACY GRT-ICJIA - STATES ATTORNEY**

2/11/2025 4:27:52 PM

**PERIOD ENDING 1/31/2025**

	ACTUAL LAST YEAR			ACTUAL THIS YEAR				ENCUMBRANCE	BUDGET	UNENCUMBERED BALANCE
	CURRENT MONTH	YEAR TO DATE	%	CURRENT MONTH	%	YEAR TO DATE	%			
<b>REVENUES</b>										
<b>TOTAL REVENUES</b>	0.00	0.00	0	0.00	0	0.00	0	0.00	0.00	0.00
<b>EXPENDITURES</b>										
<b>TOTAL EXPENDITURES</b>	0.00	0.00	0	0.00	0	0.00	0	0.00	0.00	0.00
<b>OTHER FINANCING SOURCES (USES)</b>										
<b>TOTAL OTHER FINANCING SOURCES (USES)</b>	0.00	0.00		0.00		0.00		0.00	0.00	0.00
<b>NET CHANGE IN FUND BALANCE</b>	0.00	0.00		0.00		0.00		0.00	0.00	0.00



**FUND DEPT 2676-011 : SOLID WASTE MANAGEMENT - SOLID WASTE MGMT**

2/11/2025 4:27:52 PM

**PERIOD ENDING 1/31/2025**

	ACTUAL LAST YEAR			ACTUAL THIS YEAR				ENCUMBRANCE	BUDGET	UNENCUMBERED BALANCE
	CURRENT MONTH	YEAR TO DATE	%	CURRENT MONTH	%	YEAR TO DATE	%			
<b>REVENUES</b>										
4008 INVESTMENT EARNINGS	-184.02	-184.02	-114	0.00	0	0.00	0	0.00	0.00	0.00
<b>TOTAL REVENUES</b>	<b>-184.02</b>	<b>-184.02</b>	<b>-1</b>	<b>0.00</b>	<b>0</b>	<b>0.00</b>	<b>0</b>	<b>0.00</b>	<b>0.00</b>	<b>0.00</b>
<b>EXPENDITURES</b>										
<b>TOTAL EXPENDITURES</b>	<b>0.00</b>	<b>0.00</b>	<b>0</b>	<b>0.00</b>	<b>0</b>	<b>0.00</b>	<b>0</b>	<b>0.00</b>	<b>0.00</b>	<b>0.00</b>
<b>NET CHANGE IN FUND BALANCE</b>	<b>-184.02</b>	<b>-184.02</b>		<b>0.00</b>		<b>0.00</b>		<b>0.00</b>	<b>0.00</b>	<b>0.00</b>





FUND DEPT 2679-179 : CHILD ADVOCACY CENTER - CHILD ADVOCACY CENTER

2/11/2025 4:27:52 PM

PERIOD ENDING 1/31/2025

	ACTUAL LAST YEAR			ACTUAL THIS YEAR				ENCUMBRANCE	BUDGET	UNENCUMBERED BALANCE
	CURRENT MONTH	YEAR TO DATE	%	CURRENT MONTH	%	YEAR TO DATE	%			
<b>REVENUES</b>										
4004 INTERGOVERNMENTAL REVENUE	17,437.58	17,437.58	4	0.00	0	0.00	0	0.00	0.00	0.00
4008 INVESTMENT EARNINGS	-666.27	-666.27	0	0.00	0	0.00	0	0.00	0.00	0.00
<b>TOTAL REVENUES</b>	<b>16,771.31</b>	<b>16,771.31</b>	<b>4</b>	<b>0.00</b>	<b>0</b>	<b>0.00</b>	<b>0</b>	<b>0.00</b>	<b>0.00</b>	<b>0.00</b>
<b>EXPENDITURES</b>										
5001 SALARIES AND WAGES	10,868.10	10,868.10	6	9,456.99	0	9,456.99	0	0.00	0.00	-9,456.99
5003 FRINGE BENEFITS	2,665.55	2,665.55	4	1,506.04	0	1,506.04	0	0.00	0.00	-1,506.04
5020 SERVICES	2,871.13	2,871.13	2	120.00	0	120.00	0	0.00	0.00	-120.00
<b>TOTAL EXPENDITURES</b>	<b>16,404.78</b>	<b>16,404.78</b>	<b>4</b>	<b>11,083.03</b>	<b>0</b>	<b>11,083.03</b>	<b>0</b>	<b>0.00</b>	<b>0.00</b>	<b>-11,083.03</b>
<b>NET CHANGE IN FUND BALANCE</b>	<b>366.53</b>	<b>366.53</b>		<b>-11,083.03</b>		<b>-11,083.03</b>		<b>0.00</b>	<b>0.00</b>	<b>11,083.03</b>




FUND DEPT 2680-075 : OPIOID SETTLEMENT FUND - GENERAL COUNTY

2/11/2025 4:27:52 PM

PERIOD ENDING 1/31/2025

	ACTUAL LAST YEAR			ACTUAL THIS YEAR				ENCUMBRANCE	BUDGET	UNENCUMBERED BALANCE
	CURRENT MONTH	YEAR TO DATE	%	CURRENT MONTH	%	YEAR TO DATE	%			
<b>REVENUES</b>										
<i>TOTAL REVENUES</i>	<i>0.00</i>	<i>0.00</i>	<i>0</i>	<i>0.00</i>	<i>0</i>	<i>0.00</i>	<i>0</i>	<i>0.00</i>	<i>0.00</i>	<i>0.00</i>
<b>EXPENDITURES</b>										
<i>TOTAL EXPENDITURES</i>	<i>0.00</i>	<i>0.00</i>	<i>0</i>	<i>0.00</i>	<i>0</i>	<i>0.00</i>	<i>0</i>	<i>0.00</i>	<i>0.00</i>	<i>0.00</i>
<b>OTHER FINANCING SOURCES (USES)</b>										
<i>TOTAL OTHER FINANCING SOURCES (USES)</i>	<i>0.00</i>	<i>0.00</i>		<i>0.00</i>		<i>0.00</i>		<i>0.00</i>	<i>0.00</i>	<i>0.00</i>
<b>NET CHANGE IN FUND BALANCE</b>	<b>0.00</b>	<b>0.00</b>		<b>0.00</b>		<b>0.00</b>		<b>0.00</b>	<b>0.00</b>	<b>0.00</b>




FUND DEPT 2685-031 : SPECIALTY COURTS FUND - CIRCUIT COURT

2/11/2025 4:27:52 PM

PERIOD ENDING 1/31/2025

	ACTUAL LAST YEAR			ACTUAL THIS YEAR				ENCUMBRANCE	BUDGET	UNENCUMBERED BALANCE
	CURRENT MONTH	YEAR TO DATE	%	CURRENT MONTH	%	YEAR TO DATE	%			
<b>REVENUES</b>										
4008 INVESTMENT EARNINGS	-1,264.47	-1,264.47	-49	0.00	0	0.00	0	0.00	0.00	0.00
<b>TOTAL REVENUES</b>	<b>-1,264.47</b>	<b>-1,264.47</b>	<b>-2</b>	<b>0.00</b>	<b>0</b>	<b>0.00</b>	<b>0</b>	<b>0.00</b>	<b>0.00</b>	<b>0.00</b>
<b>EXPENDITURES</b>										
5001 SALARIES AND WAGES	2,976.75	2,976.75	3	3,814.60	0	3,814.60	0	0.00	0.00	-3,814.60
5003 FRINGE BENEFITS	0.00	0.00	0	16.78	0	16.78	0	0.00	0.00	-16.78
5020 SERVICES	96.62	96.62	0	299.77	0	299.77	0	0.00	0.00	-299.77
<b>TOTAL EXPENDITURES</b>	<b>3,073.37</b>	<b>3,073.37</b>	<b>1</b>	<b>4,131.15</b>	<b>0</b>	<b>4,131.15</b>	<b>0</b>	<b>0.00</b>	<b>0.00</b>	<b>-4,131.15</b>
<b>OTHER FINANCING SOURCES (USES)</b>										
<b>TOTAL OTHER FINANCING SOURCES (USES)</b>	<b>0.00</b>	<b>0.00</b>		<b>0.00</b>		<b>0.00</b>		<b>0.00</b>	<b>0.00</b>	<b>0.00</b>
<b>NET CHANGE IN FUND BALANCE</b>	<b>-4,337.84</b>	<b>-4,337.84</b>		<b>-4,131.15</b>		<b>-4,131.15</b>		<b>0.00</b>	<b>0.00</b>	<b>4,131.15</b>



**FUND DEPT 2685-140 : SPECIALTY COURTS FUND - CORRECTIONAL CENTER**

2/11/2025 4:27:52 PM

**PERIOD ENDING 1/31/2025**

	ACTUAL LAST YEAR			ACTUAL THIS YEAR				ENCUMBRANCE	BUDGET	UNENCUMBERED BALANCE
	CURRENT MONTH	YEAR TO DATE	%	CURRENT MONTH	%	YEAR TO DATE	%			
<b>REVENUES</b>										
<b>TOTAL REVENUES</b>	0.00	0.00	0	0.00	0	0.00	0	0.00	0.00	0.00
<b>NET CHANGE IN FUND BALANCE</b>	0.00	0.00		0.00		0.00		0.00	0.00	0.00



FUND DEPT 2840-016 : ARPA - ADMINISTRATIVE SERVICES

2/11/2025 4:27:52 PM

PERIOD ENDING 1/31/2025

	ACTUAL LAST YEAR			ACTUAL THIS YEAR				ENCUMBRANCE	BUDGET	UNENCUMBERED BALANCE
	CURRENT MONTH	YEAR TO DATE	%	CURRENT MONTH	%	YEAR TO DATE	%			
<b>REVENUES</b>										
4008 INVESTMENT EARNINGS	4,666.54	4,666.54	5	0.00	0	0.00	0	0.00	0.00	0.00
<b>TOTAL REVENUES</b>	<b>4,666.54</b>	<b>4,666.54</b>	<b>5</b>	<b>0.00</b>	<b>0</b>	<b>0.00</b>	<b>0</b>	<b>0.00</b>	<b>0.00</b>	<b>0.00</b>
<b>EXPENDITURES</b>										
5001 SALARIES AND WAGES	0.00	0.00	0	1,391.00	0	1,391.00	0	0.00	0.00	-1,391.00
5003 FRINGE BENEFITS	0.00	0.00	0	2.12	0	2.12	0	0.00	0.00	-2.12
<b>TOTAL EXPENDITURES</b>	<b>0.00</b>	<b>0.00</b>	<b>0</b>	<b>1,393.12</b>	<b>0</b>	<b>1,393.12</b>	<b>0</b>	<b>0.00</b>	<b>0.00</b>	<b>-1,393.12</b>
<b>OTHER FINANCING SOURCES (USES)</b>										
7001 OTHER FINANCING USES	0.00	0.00	0	-4,627.24	0	-4,627.24	0	0.00	0.00	4,627.24
<b>TOTAL OTHER FINANCING SOURCES (USES)</b>	<b>0.00</b>	<b>0.00</b>		<b>-4,627.24</b>		<b>-4,627.24</b>		<b>0.00</b>	<b>0.00</b>	<b>4,627.24</b>
<b>NET CHANGE IN FUND BALANCE</b>	<b>4,666.54</b>	<b>4,666.54</b>		<b>-6,020.36</b>		<b>-6,020.36</b>		<b>0.00</b>	<b>0.00</b>	<b>6,020.36</b>



**FUND DEPT 2840-043 : ARPA - EMERGENCY MGMT AGCY (EMA)**

2/11/2025 4:27:52 PM

**PERIOD ENDING 1/31/2025**

	ACTUAL LAST YEAR			ACTUAL THIS YEAR				ENCUMBRANCE	BUDGET	UNENCUMBERED BALANCE
	CURRENT MONTH	YEAR TO DATE	%	CURRENT MONTH	%	YEAR TO DATE	%			
<b>REVENUES</b>										
<b>TOTAL REVENUES</b>	<i>0.00</i>	<i>0.00</i>	<i>0</i>	<i>0.00</i>	<i>0</i>	<i>0.00</i>	<i>0</i>	<i>0.00</i>	<i>0.00</i>	<i>0.00</i>
<b>EXPENDITURES</b>										
<b>TOTAL EXPENDITURES</b>	<i>0.00</i>	<i>0.00</i>	<i>0</i>	<i>0.00</i>	<i>0</i>	<i>0.00</i>	<i>0</i>	<i>0.00</i>	<i>0.00</i>	<i>0.00</i>
<b>NET CHANGE IN FUND BALANCE</b>	<i>0.00</i>	<i>0.00</i>		<i>0.00</i>		<i>0.00</i>		<i>0.00</i>	<i>0.00</i>	<i>0.00</i>




FUND DEPT 2840-075 : ARPA - GENERAL COUNTY

2/11/2025 4:27:52 PM

PERIOD ENDING 1/31/2025

	ACTUAL LAST YEAR			ACTUAL THIS YEAR				ENCUMBRANCE	BUDGET	UNENCUMBERED BALANCE
	CURRENT MONTH	YEAR TO DATE	%	CURRENT MONTH	%	YEAR TO DATE	%			
<b>EXPENDITURES</b>										
5001 SALARIES AND WAGES	1,159.95	1,159.95	0	1,080.00	0	1,080.00	0	0.00	0.00	-1,080.00
5003 FRINGE BENEFITS	-107.03	-107.03	0	0.00	0	0.00	0	0.00	0.00	0.00
5010 COMMODITIES	0.00	0.00	0	0.00	0	0.00	0	0.00	25,000.00	25,000.00
5020 SERVICES	271,654.46	271,654.46	3	342,167.53	0	342,167.53	0	0.00	0.00	-342,167.53
8000 CAPITAL OUTLAY	0.00	0.00	0	0.00	0	0.00	0	254,405.28	-25,000.00	-279,405.28
<b>TOTAL EXPENDITURES</b>	<b>272,707.38</b>	<b>272,707.38</b>	<b>1</b>	<b>343,247.53</b>	<b>0</b>	<b>343,247.53</b>	<b>0</b>	<b>254,405.28</b>	<b>0.00</b>	<b>-597,652.81</b>
<b>OTHER FINANCING SOURCES (USES)</b>										
<b>TOTAL OTHER FINANCING SOURCES (USES)</b>	<b>0.00</b>	<b>0.00</b>		<b>0.00</b>		<b>0.00</b>		<b>0.00</b>	<b>0.00</b>	<b>0.00</b>
<b>NET CHANGE IN FUND BALANCE</b>	<b>-272,707.38</b>	<b>-272,707.38</b>		<b>-343,247.53</b>		<b>-343,247.53</b>		<b>-254,405.28</b>	<b>0.00</b>	<b>597,652.81</b>



**FUND DEPT 2932-932 : INDOOR CLIMATE RESOURCES AGENCY - INDOOR CLIMATE RESOURCES AGENCY**

2/11/2025 4:27:52 PM

**PERIOD ENDING 1/31/2025**

	ACTUAL LAST YEAR			ACTUAL THIS YEAR				ENCUMBRANCE	BUDGET	UNENCUMBERED BALANCE
	CURRENT MONTH	YEAR TO DATE	%	CURRENT MONTH	%	YEAR TO DATE	%			
<b>REVENUES</b>										
<b>TOTAL REVENUES</b>	0.00	0.00	0	0.00	0	0.00	0	0.00	0.00	0.00
<b>EXPENDITURES</b>										
<b>TOTAL EXPENDITURES</b>	0.00	0.00	0	0.00	0	0.00	0	0.00	0.00	0.00
<b>NET CHANGE IN FUND BALANCE</b>	0.00	0.00		0.00		0.00		0.00	0.00	0.00





FUND DEPT 3105-010 : CAPITAL ASSET REPLCMT FND - COUNTY BOARD

2/11/2025 4:27:52 PM

PERIOD ENDING 1/31/2025

	ACTUAL LAST YEAR			ACTUAL THIS YEAR				ENCUMBRANCE	BUDGET	UNENCUMBERED BALANCE
	CURRENT MONTH	YEAR TO DATE	%	CURRENT MONTH	%	YEAR TO DATE	%			
<b>REVENUES</b>										
4008 INVESTMENT EARNINGS	-108,787.45	-108,787.45	-363	0.00	0	0.00	0	0.00	0.00	0.00
<b>TOTAL REVENUES</b>	<b>-108,787.45</b>	<b>-108,787.45</b>	<b>-363</b>	<b>0.00</b>	<b>0</b>	<b>0.00</b>	<b>0</b>	<b>0.00</b>	<b>0.00</b>	<b>0.00</b>
<b>EXPENDITURES</b>										
5020 SERVICES	16,342.50	16,342.50	2	0.00	0	0.00	0	0.00	0.00	0.00
<b>TOTAL EXPENDITURES</b>	<b>16,342.50</b>	<b>16,342.50</b>	<b>2</b>	<b>0.00</b>	<b>0</b>	<b>0.00</b>	<b>0</b>	<b>0.00</b>	<b>0.00</b>	<b>0.00</b>
<b>OTHER FINANCING SOURCES (USES)</b>										
<b>TOTAL OTHER FINANCING SOURCES (USES)</b>	<b>0.00</b>	<b>0.00</b>		<b>0.00</b>		<b>0.00</b>		<b>0.00</b>	<b>0.00</b>	<b>0.00</b>
<b>NET CHANGE IN FUND BALANCE</b>	<b>-125,129.95</b>	<b>-125,129.95</b>		<b>0.00</b>		<b>0.00</b>		<b>0.00</b>	<b>0.00</b>	<b>0.00</b>



PERIOD ENDING 1/31/2025

	ACTUAL LAST YEAR			ACTUAL THIS YEAR				ENCUMBRANCE	BUDGET	UNENCUMBERED BALANCE
	CURRENT MONTH	YEAR TO DATE	%	CURRENT MONTH	%	YEAR TO DATE	%			
<b>REVENUES</b>										
<i>TOTAL REVENUES</i>	0.00	0.00	0	0.00	0	0.00	0	0.00	0.00	0.00
<b>EXPENDITURES</b>										
<i>TOTAL EXPENDITURES</i>	0.00	0.00	0	0.00	0	0.00	0	0.00	0.00	0.00
<b>OTHER FINANCING SOURCES (USES)</b>										
<i>TOTAL OTHER FINANCING SOURCES (USES)</i>	0.00	0.00		0.00		0.00		0.00	0.00	0.00
<b>NET CHANGE IN FUND BALANCE</b>	<b>0.00</b>	<b>0.00</b>		<b>0.00</b>		<b>0.00</b>		<b>0.00</b>	<b>0.00</b>	<b>0.00</b>



FUND DEPT 3105-020 : CAPITAL ASSET REPLCMT FND - AUDITOR

2/11/2025 4:27:52 PM

PERIOD ENDING 1/31/2025

	ACTUAL LAST YEAR			ACTUAL THIS YEAR				ENCUMBRANCE	BUDGET	UNENCUMBERED BALANCE
	CURRENT MONTH	YEAR TO DATE	%	CURRENT MONTH	%	YEAR TO DATE	%			
<b>EXPENDITURES</b>										
<i>TOTAL EXPENDITURES</i>	<i>0.00</i>	<i>0.00</i>	<i>0</i>	<i>0.00</i>	<i>0</i>	<i>0.00</i>	<i>0</i>	<i>0.00</i>	<i>0.00</i>	<i>0.00</i>
<b>OTHER FINANCING SOURCES (USES)</b>										
<i>TOTAL OTHER FINANCING SOURCES (USES)</i>	<i>0.00</i>	<i>0.00</i>		<i>0.00</i>		<i>0.00</i>		<i>0.00</i>	<i>0.00</i>	<i>0.00</i>
<b>NET CHANGE IN FUND BALANCE</b>	<b>0.00</b>	<b>0.00</b>		<b>0.00</b>		<b>0.00</b>		<b>0.00</b>	<b>0.00</b>	<b>0.00</b>



**FUND DEPT 3105-021 : CAPITAL ASSET REPLCMT FND - BOARD OF REVIEW**

2/11/2025 4:27:52 PM

**PERIOD ENDING 1/31/2025**

	ACTUAL LAST YEAR			ACTUAL THIS YEAR				ENCUMBRANCE	BUDGET	UNENCUMBERED BALANCE
	CURRENT MONTH	YEAR TO DATE	%	CURRENT MONTH	%	YEAR TO DATE	%			
<b>EXPENDITURES</b>										
<b>TOTAL EXPENDITURES</b>	0.00	0.00	0	0.00	0	0.00	0	0.00	0.00	0.00
<b>OTHER FINANCING SOURCES (USES)</b>										
<b>TOTAL OTHER FINANCING SOURCES (USES)</b>	0.00	0.00		0.00		0.00		0.00	0.00	0.00
<b>NET CHANGE IN FUND BALANCE</b>	0.00	0.00		0.00		0.00		0.00	0.00	0.00




FUND DEPT 3105-022 : CAPITAL ASSET REPLCMT FND - COUNTY CLERK

2/11/2025 4:27:52 PM

PERIOD ENDING 1/31/2025

	ACTUAL LAST YEAR			ACTUAL THIS YEAR				ENCUMBRANCE	BUDGET	UNENCUMBERED BALANCE
	CURRENT MONTH	YEAR TO DATE	%	CURRENT MONTH	%	YEAR TO DATE	%			
<b>EXPENDITURES</b>										
<i>TOTAL EXPENDITURES</i>	<i>0.00</i>	<i>0.00</i>	<i>0</i>	<i>0.00</i>	<i>0</i>	<i>0.00</i>	<i>0</i>	<i>0.00</i>	<i>0.00</i>	<i>0.00</i>
<b>OTHER FINANCING SOURCES (USES)</b>										
<i>TOTAL OTHER FINANCING SOURCES (USES)</i>	<i>0.00</i>	<i>0.00</i>		<i>0.00</i>		<i>0.00</i>		<i>0.00</i>	<i>0.00</i>	<i>0.00</i>
<b>NET CHANGE IN FUND BALANCE</b>	<b>0.00</b>	<b>0.00</b>		<b>0.00</b>		<b>0.00</b>		<b>0.00</b>	<b>0.00</b>	<b>0.00</b>



**FUND DEPT 3105-025 : CAPITAL ASSET REPLCMT FND - SUPERVISOR OF ASSESSMENT**

2/11/2025 4:27:52 PM

**PERIOD ENDING 1/31/2025**

	ACTUAL LAST YEAR			ACTUAL THIS YEAR				ENCUMBRANCE	BUDGET	UNENCUMBERED BALANCE
	CURRENT MONTH	YEAR TO DATE	%	CURRENT MONTH	%	YEAR TO DATE	%			
<b>EXPENDITURES</b>										
5020 SERVICES	22,604.17	22,604.17	100	0.00	0	0.00	0	0.00	0.00	0.00
<b>TOTAL EXPENDITURES</b>	<b>22,604.17</b>	<b>22,604.17</b>	<b>92</b>	<b>0.00</b>	<b>0</b>	<b>0.00</b>	<b>0</b>	<b>0.00</b>	<b>0.00</b>	<b>0.00</b>
<b>OTHER FINANCING SOURCES (USES)</b>										
<b>TOTAL OTHER FINANCING SOURCES (USES)</b>	<b>0.00</b>	<b>0.00</b>		<b>0.00</b>		<b>0.00</b>		<b>0.00</b>	<b>0.00</b>	<b>0.00</b>
<b>NET CHANGE IN FUND BALANCE</b>	<b>-22,604.17</b>	<b>-22,604.17</b>		<b>0.00</b>		<b>0.00</b>		<b>0.00</b>	<b>0.00</b>	<b>0.00</b>




**FUND DEPT 3105-026 : CAPITAL ASSET REPLCMT FND - COUNTY TREASURER**

2/11/2025 4:27:52 PM

**PERIOD ENDING 1/31/2025**

	ACTUAL LAST YEAR			ACTUAL THIS YEAR				ENCUMBRANCE	BUDGET	UNENCUMBERED BALANCE
	CURRENT MONTH	YEAR TO DATE	%	CURRENT MONTH	%	YEAR TO DATE	%			
<b>EXPENDITURES</b>										
<b>TOTAL EXPENDITURES</b>	0.00	0.00	0	0.00	0	0.00	0	0.00	0.00	0.00
<b>OTHER FINANCING SOURCES (USES)</b>										
<b>TOTAL OTHER FINANCING SOURCES (USES)</b>	0.00	0.00		0.00		0.00		0.00	0.00	0.00
<b>NET CHANGE IN FUND BALANCE</b>	0.00	0.00		0.00		0.00		0.00	0.00	0.00



**FUND DEPT 3105-028 : CAPITAL ASSET REPLCMT FND - INFORMATION TECHNOLOGY (IT)**

2/11/2025 4:27:52 PM

**PERIOD ENDING 1/31/2025**

	ACTUAL LAST YEAR			ACTUAL THIS YEAR				ENCUMBRANCE	BUDGET	UNENCUMBERED BALANCE
	CURRENT MONTH	YEAR TO DATE	%	CURRENT MONTH	%	YEAR TO DATE	%			
<b>REVENUES</b>										
<b>TOTAL REVENUES</b>	<b>0.00</b>	<b>0.00</b>	<b>0</b>	<b>0.00</b>	<b>0</b>	<b>0.00</b>	<b>0</b>	<b>0.00</b>	<b>0.00</b>	<b>0.00</b>
<b>EXPENDITURES</b>										
5020 SERVICES	124,594.66	124,594.66	13	11,169.00	0	11,169.00	0	99,340.32	0.00	-110,509.32
<b>TOTAL EXPENDITURES</b>	<b>124,594.66</b>	<b>124,594.66</b>	<b>10</b>	<b>11,169.00</b>	<b>0</b>	<b>11,169.00</b>	<b>0</b>	<b>99,340.32</b>	<b>0.00</b>	<b>-110,509.32</b>
<b>OTHER FINANCING SOURCES (USES)</b>										
<b>TOTAL OTHER FINANCING SOURCES (USES)</b>	<b>0.00</b>	<b>0.00</b>		<b>0.00</b>		<b>0.00</b>		<b>0.00</b>	<b>0.00</b>	<b>0.00</b>
<b>NET CHANGE IN FUND BALANCE</b>	<b>-124,594.66</b>	<b>-124,594.66</b>		<b>-11,169.00</b>		<b>-11,169.00</b>		<b>-99,340.32</b>	<b>0.00</b>	<b>110,509.32</b>





**FUND DEPT 3105-036 : CAPITAL ASSET REPLCMT FND - PUBLIC DEFENDER**

2/11/2025 4:27:52 PM

**PERIOD ENDING 1/31/2025**

	ACTUAL LAST YEAR			ACTUAL THIS YEAR				ENCUMBRANCE	BUDGET	UNENCUMBERED BALANCE
	CURRENT MONTH	YEAR TO DATE	%	CURRENT MONTH	%	YEAR TO DATE	%			
<b>EXPENDITURES</b>										
8000 CAPITAL OUTLAY	27,193.00	27,193.00	91	0.00	0	0.00	0	0.00	0.00	0.00
<b>TOTAL EXPENDITURES</b>	<b>27,193.00</b>	<b>27,193.00</b>	<b>81</b>	<b>0.00</b>	<b>0</b>	<b>0.00</b>	<b>0</b>	<b>0.00</b>	<b>0.00</b>	<b>0.00</b>
<b>OTHER FINANCING SOURCES (USES)</b>										
<b>TOTAL OTHER FINANCING SOURCES (USES)</b>	<b>0.00</b>	<b>0.00</b>		<b>0.00</b>		<b>0.00</b>		<b>0.00</b>	<b>0.00</b>	<b>0.00</b>
<b>NET CHANGE IN FUND BALANCE</b>	<b>-27,193.00</b>	<b>-27,193.00</b>		<b>0.00</b>		<b>0.00</b>		<b>0.00</b>	<b>0.00</b>	<b>0.00</b>



**FUND DEPT 3105-040 : CAPITAL ASSET REPLCMT FND - SHERIFF**

2/11/2025 4:27:52 PM

**PERIOD ENDING 1/31/2025**

	ACTUAL LAST YEAR			ACTUAL THIS YEAR				ENCUMBRANCE	BUDGET	UNENCUMBERED BALANCE
	CURRENT MONTH	YEAR TO DATE	%	CURRENT MONTH	%	YEAR TO DATE	%			
<b>EXPENDITURES</b>										
5020 SERVICES	8,775.60	8,775.60	24	36,155.50	0	36,155.50	0	0.00	0.00	-36,155.50
<b>TOTAL EXPENDITURES</b>	<b>8,775.60</b>	<b>8,775.60</b>	<b>14</b>	<b>36,155.50</b>	<b>0</b>	<b>36,155.50</b>	<b>0</b>	<b>0.00</b>	<b>0.00</b>	<b>-36,155.50</b>
<b>OTHER FINANCING SOURCES (USES)</b>										
<b>TOTAL OTHER FINANCING SOURCES (USES)</b>	<b>0.00</b>	<b>0.00</b>		<b>0.00</b>		<b>0.00</b>		<b>0.00</b>	<b>0.00</b>	<b>0.00</b>
<b>NET CHANGE IN FUND BALANCE</b>	<b>-8,775.60</b>	<b>-8,775.60</b>		<b>-36,155.50</b>		<b>-36,155.50</b>		<b>0.00</b>	<b>0.00</b>	<b>36,155.50</b>



PERIOD ENDING 1/31/2025

	ACTUAL LAST YEAR			ACTUAL THIS YEAR				ENCUMBRANCE	BUDGET	UNENCUMBERED BALANCE
	CURRENT MONTH	YEAR TO DATE	%	CURRENT MONTH	%	YEAR TO DATE	%			
<b>EXPENDITURES</b>										
<i>TOTAL EXPENDITURES</i>	<i>0.00</i>	<i>0.00</i>	<i>0</i>	<i>0.00</i>	<i>0</i>	<i>0.00</i>	<i>0</i>	<i>0.00</i>	<i>0.00</i>	<i>0.00</i>
<b>OTHER FINANCING SOURCES (USES)</b>										
<i>TOTAL OTHER FINANCING SOURCES (USES)</i>	<i>0.00</i>	<i>0.00</i>		<i>0.00</i>		<i>0.00</i>		<i>0.00</i>	<i>0.00</i>	<i>0.00</i>
<b>NET CHANGE IN FUND BALANCE</b>	<b>0.00</b>	<b>0.00</b>		<b>0.00</b>		<b>0.00</b>		<b>0.00</b>	<b>0.00</b>	<b>0.00</b>




FUND DEPT 3105-042 : CAPITAL ASSET REPLCMT FND - CORONER

2/11/2025 4:27:52 PM

PERIOD ENDING 1/31/2025

	ACTUAL LAST YEAR			ACTUAL THIS YEAR				ENCUMBRANCE	BUDGET	UNENCUMBERED BALANCE
	CURRENT MONTH	YEAR TO DATE	%	CURRENT MONTH	%	YEAR TO DATE	%			
<b>EXPENDITURES</b>										
<i>TOTAL EXPENDITURES</i>	<i>0.00</i>	<i>0.00</i>	<i>0</i>	<i>0.00</i>	<i>0</i>	<i>0.00</i>	<i>0</i>	<i>0.00</i>	<i>0.00</i>	<i>0.00</i>
<b>OTHER FINANCING SOURCES (USES)</b>										
<i>TOTAL OTHER FINANCING SOURCES (USES)</i>	<i>0.00</i>	<i>0.00</i>		<i>0.00</i>		<i>0.00</i>		<i>0.00</i>	<i>0.00</i>	<i>0.00</i>
<b>NET CHANGE IN FUND BALANCE</b>	<b>0.00</b>	<b>0.00</b>		<b>0.00</b>		<b>0.00</b>		<b>0.00</b>	<b>0.00</b>	<b>0.00</b>



**FUND DEPT 3105-043 : CAPITAL ASSET REPLCMT FND - EMERGENCY MGMT AGCY (EMA)**

2/11/2025 4:27:52 PM

**PERIOD ENDING 1/31/2025**

	ACTUAL LAST YEAR			ACTUAL THIS YEAR				ENCUMBRANCE	BUDGET	UNENCUMBERED BALANCE
	CURRENT MONTH	YEAR TO DATE	%	CURRENT MONTH	%	YEAR TO DATE	%			
<b>EXPENDITURES</b>										
<b>TOTAL EXPENDITURES</b>	0.00	0.00	0	0.00	0	0.00	0	0.00	0.00	0.00
<b>OTHER FINANCING SOURCES (USES)</b>										
<b>TOTAL OTHER FINANCING SOURCES (USES)</b>	0.00	0.00		0.00		0.00		0.00	0.00	0.00
<b>NET CHANGE IN FUND BALANCE</b>	0.00	0.00		0.00		0.00		0.00	0.00	0.00



**FUND DEPT 3105-051 : CAPITAL ASSET REPLCMT FND - JUVENILE DETENTION CENTER**

2/11/2025 4:27:52 PM

**PERIOD ENDING 1/31/2025**

	ACTUAL LAST YEAR			ACTUAL THIS YEAR				ENCUMBRANCE	BUDGET	UNENCUMBERED BALANCE
	CURRENT MONTH	YEAR TO DATE	%	CURRENT MONTH	%	YEAR TO DATE	%			
<b>EXPENDITURES</b>										
5020 SERVICES	3,995.00	3,995.00	26	0.00	0	0.00	0	0.00	0.00	0.00
<b>TOTAL EXPENDITURES</b>	<b>3,995.00</b>	<b>3,995.00</b>	<b>5</b>	<b>0.00</b>	<b>0</b>	<b>0.00</b>	<b>0</b>	<b>0.00</b>	<b>0.00</b>	<b>0.00</b>
<b>OTHER FINANCING SOURCES (USES)</b>										
<b>TOTAL OTHER FINANCING SOURCES (USES)</b>	<b>0.00</b>	<b>0.00</b>		<b>0.00</b>		<b>0.00</b>		<b>0.00</b>	<b>0.00</b>	<b>0.00</b>
<b>NET CHANGE IN FUND BALANCE</b>	<b>-3,995.00</b>	<b>-3,995.00</b>		<b>0.00</b>		<b>0.00</b>		<b>0.00</b>	<b>0.00</b>	<b>0.00</b>



**FUND DEPT 3105-052 : CAPITAL ASSET REPLCMT FND - COURT SERVICES -PROBATION**

2/11/2025 4:27:52 PM

**PERIOD ENDING 1/31/2025**

	ACTUAL LAST YEAR			ACTUAL THIS YEAR				ENCUMBRANCE	BUDGET	UNENCUMBERED BALANCE
	CURRENT MONTH	YEAR TO DATE	%	CURRENT MONTH	%	YEAR TO DATE	%			
<b>EXPENDITURES</b>										
<b>TOTAL EXPENDITURES</b>	0.00	0.00	0	0.00	0	0.00	0	0.00	0.00	0.00
<b>OTHER FINANCING SOURCES (USES)</b>										
<b>TOTAL OTHER FINANCING SOURCES (USES)</b>	0.00	0.00		0.00		0.00		0.00	0.00	0.00
<b>NET CHANGE IN FUND BALANCE</b>	0.00	0.00		0.00		0.00		0.00	0.00	0.00



FUND DEPT 3105-059 : CAPITAL ASSET REPLCMT FND - FACILITIES PLANNING

2/11/2025 4:27:52 PM

PERIOD ENDING 1/31/2025

	ACTUAL LAST YEAR			ACTUAL THIS YEAR				ENCUMBRANCE	BUDGET	UNENCUMBERED BALANCE
	CURRENT MONTH	YEAR TO DATE	%	CURRENT MONTH	%	YEAR TO DATE	%			
<b>REVENUES</b>										
4008 INVESTMENT EARNINGS	126,898.38	126,898.38	0	0.00	0	0.00	0	0.00	0.00	0.00
<b>TOTAL REVENUES</b>	<b>126,898.38</b>	<b>126,898.38</b>	<b>0</b>	<b>0.00</b>	<b>0</b>	<b>0.00</b>	<b>0</b>	<b>0.00</b>	<b>0.00</b>	<b>0.00</b>
<b>EXPENDITURES</b>										
<b>TOTAL EXPENDITURES</b>	<b>0.00</b>	<b>0.00</b>	<b>0</b>	<b>0.00</b>	<b>0</b>	<b>0.00</b>	<b>0</b>	<b>0.00</b>	<b>0.00</b>	<b>0.00</b>
<b>OTHER FINANCING SOURCES (USES)</b>										
<b>TOTAL OTHER FINANCING SOURCES (USES)</b>	<b>0.00</b>	<b>0.00</b>		<b>0.00</b>		<b>0.00</b>		<b>0.00</b>	<b>0.00</b>	<b>0.00</b>
<b>NET CHANGE IN FUND BALANCE</b>	<b>126,898.38</b>	<b>126,898.38</b>		<b>0.00</b>		<b>0.00</b>		<b>0.00</b>	<b>0.00</b>	<b>0.00</b>






**FUND DEPT 3105-071 : CAPITAL ASSET REPLCMT FND - PUBLIC PROP (PHYS, PLNT, FAC)**

2/11/2025 4:27:52 PM

**PERIOD ENDING 1/31/2025**

	ACTUAL LAST YEAR			ACTUAL THIS YEAR				ENCUMBRANCE	BUDGET	UNENCUMBERED BALANCE
	CURRENT MONTH	YEAR TO DATE	%	CURRENT MONTH	%	YEAR TO DATE	%			
<b>EXPENDITURES</b>										
8000 CAPITAL OUTLAY	24,428.00	24,428.00	8	0.00	0	0.00	0	0.00	0.00	0.00
<b>TOTAL EXPENDITURES</b>	<b>24,428.00</b>	<b>24,428.00</b>	<b>8</b>	<b>0.00</b>	<b>0</b>	<b>0.00</b>	<b>0</b>	<b>0.00</b>	<b>0.00</b>	<b>0.00</b>
<b>OTHER FINANCING SOURCES (USES)</b>										
<b>TOTAL OTHER FINANCING SOURCES (USES)</b>	<b>0.00</b>	<b>0.00</b>		<b>0.00</b>		<b>0.00</b>		<b>0.00</b>	<b>0.00</b>	<b>0.00</b>
<b>NET CHANGE IN FUND BALANCE</b>	<b>-24,428.00</b>	<b>-24,428.00</b>		<b>0.00</b>		<b>0.00</b>		<b>0.00</b>	<b>0.00</b>	<b>0.00</b>



**FUND DEPT 3105-075 : CAPITAL ASSET REPLCMT FND - GENERAL COUNTY**

2/11/2025 4:27:52 PM

**PERIOD ENDING 1/31/2025**

	ACTUAL LAST YEAR			ACTUAL THIS YEAR				ENCUMBRANCE	BUDGET	UNENCUMBERED BALANCE
	CURRENT MONTH	YEAR TO DATE	%	CURRENT MONTH	%	YEAR TO DATE	%			
<b>OTHER FINANCING SOURCES (USES)</b>										
<b>TOTAL OTHER FINANCING SOURCES (USES)</b>	0.00	0.00		0.00		0.00		0.00	0.00	0.00
<b>NET CHANGE IN FUND BALANCE</b>	0.00	0.00		0.00		0.00		0.00	0.00	0.00



PERIOD ENDING 1/31/2025

	ACTUAL LAST YEAR			ACTUAL THIS YEAR				ENCUMBRANCE	BUDGET	UNENCUMBERED BALANCE
	CURRENT MONTH	YEAR TO DATE	%	CURRENT MONTH	%	YEAR TO DATE	%			
<b>EXPENDITURES</b>										
<b>TOTAL EXPENDITURES</b>	0.00	0.00	0	0.00	0	0.00	0	0.00	0.00	0.00
<b>OTHER FINANCING SOURCES (USES)</b>										
<b>TOTAL OTHER FINANCING SOURCES (USES)</b>	0.00	0.00		0.00		0.00		0.00	0.00	0.00
<b>NET CHANGE IN FUND BALANCE</b>	0.00	0.00		0.00		0.00		0.00	0.00	0.00




**FUND DEPT 3105-140 : CAPITAL ASSET REPLCMT FND - CORRECTIONAL CENTER**

2/11/2025 4:27:52 PM

**PERIOD ENDING 1/31/2025**

	ACTUAL LAST YEAR			ACTUAL THIS YEAR				ENCUMBRANCE	BUDGET	UNENCUMBERED BALANCE
	CURRENT MONTH	YEAR TO DATE	%	CURRENT MONTH	%	YEAR TO DATE	%			
<b>EXPENDITURES</b>										
5020 SERVICES	27,118.36	27,118.36	20	0.00	0	0.00	0	0.00	0.00	0.00
<b>TOTAL EXPENDITURES</b>	<b>27,118.36</b>	<b>27,118.36</b>	<b>6</b>	<b>0.00</b>	<b>0</b>	<b>0.00</b>	<b>0</b>	<b>0.00</b>	<b>0.00</b>	<b>0.00</b>
<b>OTHER FINANCING SOURCES (USES)</b>										
<b>TOTAL OTHER FINANCING SOURCES (USES)</b>	<b>0.00</b>	<b>0.00</b>		<b>0.00</b>		<b>0.00</b>		<b>0.00</b>	<b>0.00</b>	<b>0.00</b>
<b>NET CHANGE IN FUND BALANCE</b>	<b>-27,118.36</b>	<b>-27,118.36</b>		<b>0.00</b>		<b>0.00</b>		<b>0.00</b>	<b>0.00</b>	<b>0.00</b>



FUND DEPT 3303-010 : COURT COMPLEX CONSTR FUND - COUNTY BOARD

2/11/2025 4:27:52 PM

PERIOD ENDING 1/31/2025

	ACTUAL LAST YEAR			ACTUAL THIS YEAR				ENCUMBRANCE	BUDGET	UNENCUMBERED BALANCE
	CURRENT MONTH	YEAR TO DATE	%	CURRENT MONTH	%	YEAR TO DATE	%			
<b>REVENUES</b>										
4008 INVESTMENT EARNINGS	-439.38	-439.38	-293	0.00	0	0.00	0	0.00	0.00	0.00
<b>TOTAL REVENUES</b>	<b>-439.38</b>	<b>-439.38</b>	<b>-293</b>	<b>0.00</b>	<b>0</b>	<b>0.00</b>	<b>0</b>	<b>0.00</b>	<b>0.00</b>	<b>0.00</b>
<b>EXPENDITURES</b>										
<b>TOTAL EXPENDITURES</b>	<b>0.00</b>	<b>0.00</b>	<b>0</b>	<b>0.00</b>	<b>0</b>	<b>0.00</b>	<b>0</b>	<b>0.00</b>	<b>0.00</b>	<b>0.00</b>
<b>OTHER FINANCING SOURCES (USES)</b>										
<b>TOTAL OTHER FINANCING SOURCES (USES)</b>	<b>0.00</b>	<b>0.00</b>		<b>0.00</b>		<b>0.00</b>		<b>0.00</b>	<b>0.00</b>	<b>0.00</b>
<b>NET CHANGE IN FUND BALANCE</b>	<b>-439.38</b>	<b>-439.38</b>		<b>0.00</b>		<b>0.00</b>		<b>0.00</b>	<b>0.00</b>	<b>0.00</b>



**FUND DEPT 4074-010 : 2003 NURS HM BOND DBT SRV - COUNTY BOARD**

2/11/2025 4:27:52 PM

**PERIOD ENDING 1/31/2025**

	ACTUAL LAST YEAR			ACTUAL THIS YEAR				ENCUMBRANCE	BUDGET	UNENCUMBERED BALANCE
	CURRENT MONTH	YEAR TO DATE	%	CURRENT MONTH	%	YEAR TO DATE	%			
<b>REVENUES</b>										
<b>TOTAL REVENUES</b>	<i>0.00</i>	<i>0.00</i>	<i>0</i>	<i>0.00</i>	<i>0</i>	<i>0.00</i>	<i>0</i>	<i>0.00</i>	<i>0.00</i>	<i>0.00</i>
<b>EXPENDITURES</b>										
<b>TOTAL EXPENDITURES</b>	<i>0.00</i>	<i>0.00</i>	<i>0</i>	<i>0.00</i>	<i>0</i>	<i>0.00</i>	<i>0</i>	<i>0.00</i>	<i>0.00</i>	<i>0.00</i>
<b>OTHER FINANCING SOURCES (USES)</b>										
<b>TOTAL OTHER FINANCING SOURCES (USES)</b>	<i>0.00</i>	<i>0.00</i>		<i>0.00</i>		<i>0.00</i>		<i>0.00</i>	<i>0.00</i>	<i>0.00</i>
<b>NET CHANGE IN FUND BALANCE</b>	<b>0.00</b>	<b>0.00</b>		<b>0.00</b>		<b>0.00</b>		<b>0.00</b>	<b>0.00</b>	<b>0.00</b>




**FUND DEPT 4350-010 : HWY FACIL BOND DEBT SERVICE - COUNTY BOARD**

2/11/2025 4:27:52 PM

**PERIOD ENDING 1/31/2025**

	ACTUAL LAST YEAR			ACTUAL THIS YEAR				ENCUMBRANCE	BUDGET	UNENCUMBERED BALANCE
	CURRENT MONTH	YEAR TO DATE	%	CURRENT MONTH	%	YEAR TO DATE	%			
<b>REVENUES</b>										
<b>TOTAL REVENUES</b>	0.00	0.00	0	0.00	0	0.00	0	0.00	0.00	0.00
<b>OTHER FINANCING SOURCES (USES)</b>										
<b>TOTAL OTHER FINANCING SOURCES (USES)</b>	0.00	0.00		0.00		0.00		0.00	0.00	0.00
<b>NET CHANGE IN FUND BALANCE</b>	0.00	0.00		0.00		0.00		0.00	0.00	0.00



**FUND DEPT 5081-075 : NURSING HOME - GENERAL COUNTY**

2/11/2025 4:27:52 PM

**PERIOD ENDING 1/31/2025**

	ACTUAL LAST YEAR			ACTUAL THIS YEAR				ENCUMBRANCE	BUDGET	UNENCUMBERED BALANCE
	CURRENT MONTH	YEAR TO DATE	%	CURRENT MONTH	%	YEAR TO DATE	%			
<b>OTHER FINANCING SOURCES (USES)</b>										
<b>TOTAL OTHER FINANCING SOURCES (USES)</b>	<i>0.00</i>	<i>0.00</i>		<i>0.00</i>		<i>0.00</i>		<i>0.00</i>	<i>0.00</i>	<i>0.00</i>
<b>NET CHANGE IN FUND BALANCE</b>	<b>0.00</b>	<b>0.00</b>		<b>0.00</b>		<b>0.00</b>		<b>0.00</b>	<b>0.00</b>	<b>0.00</b>





**FUND DEPT 5081-120 : NURSING HOME - EMPLOYEE GROUP INSURANCE**

2/11/2025 4:27:52 PM

**PERIOD ENDING 1/31/2025**

	ACTUAL LAST YEAR			ACTUAL THIS YEAR				ENCUMBRANCE	BUDGET	UNENCUMBERED BALANCE
	CURRENT MONTH	YEAR TO DATE	%	CURRENT MONTH	%	YEAR TO DATE	%			
<b>OTHER FINANCING SOURCES (USES)</b>										
<b>TOTAL OTHER FINANCING SOURCES (USES)</b>	<i>0.00</i>	<i>0.00</i>		<i>0.00</i>		<i>0.00</i>		<i>0.00</i>	<i>0.00</i>	<i>0.00</i>
<b>NET CHANGE IN FUND BALANCE</b>	<b>0.00</b>	<b>0.00</b>		<b>0.00</b>		<b>0.00</b>		<b>0.00</b>	<b>0.00</b>	<b>0.00</b>



FUND DEPT 5081-405 : NURSING HOME - NURSING HOME TRANSITION

2/11/2025 4:27:52 PM

PERIOD ENDING 1/31/2025

	ACTUAL LAST YEAR			ACTUAL THIS YEAR				ENCUMBRANCE	BUDGET	UNENCUMBERED BALANCE
	CURRENT MONTH	YEAR TO DATE	%	CURRENT MONTH	%	YEAR TO DATE	%			
<b>REVENUES</b>										
<i>TOTAL REVENUES</i>	0.00	0.00	0	0.00	0	0.00	0	0.00	0.00	0.00
<b>EXPENDITURES</b>										
<i>TOTAL EXPENDITURES</i>	0.00	0.00	0	0.00	0	0.00	0	0.00	0.00	0.00
<b>OTHER FINANCING SOURCES (USES)</b>										
<i>TOTAL OTHER FINANCING SOURCES (USES)</i>	0.00	0.00		0.00		0.00		0.00	0.00	0.00
<b>NET CHANGE IN FUND BALANCE</b>	<b>0.00</b>	<b>0.00</b>		<b>0.00</b>		<b>0.00</b>		<b>0.00</b>	<b>0.00</b>	<b>0.00</b>



FUND DEPT 5081-410 : NURSING HOME - ADMINISTRATIVE

2/11/2025 4:27:52 PM

PERIOD ENDING 1/31/2025

	ACTUAL LAST YEAR			ACTUAL THIS YEAR				ENCUMBRANCE	BUDGET	UNENCUMBERED BALANCE
	CURRENT MONTH	YEAR TO DATE	%	CURRENT MONTH	%	YEAR TO DATE	%			
<b>REVENUES</b>										
4008 INVESTMENT EARNINGS	355.07	355.07	142	0.00	0	0.00	0	0.00	0.00	0.00
<b>TOTAL REVENUES</b>	<b>355.07</b>	<b>355.07</b>	<b>142</b>	<b>0.00</b>	<b>0</b>	<b>0.00</b>	<b>0</b>	<b>0.00</b>	<b>0.00</b>	<b>0.00</b>
<b>EXPENDITURES</b>										
<b>TOTAL EXPENDITURES</b>	<b>0.00</b>	<b>0.00</b>	<b>0</b>	<b>0.00</b>	<b>0</b>	<b>0.00</b>	<b>0</b>	<b>0.00</b>	<b>0.00</b>	<b>0.00</b>
<b>OTHER FINANCING SOURCES (USES)</b>										
<b>TOTAL OTHER FINANCING SOURCES (USES)</b>	<b>0.00</b>	<b>0.00</b>		<b>0.00</b>		<b>0.00</b>		<b>0.00</b>	<b>0.00</b>	<b>0.00</b>
<b>NET CHANGE IN FUND BALANCE</b>	<b>355.07</b>	<b>355.07</b>		<b>0.00</b>		<b>0.00</b>		<b>0.00</b>	<b>0.00</b>	<b>0.00</b>



**FUND DEPT 5081-415 : NURSING HOME - ENVIRONMENTAL SERVICES**

2/11/2025 4:27:52 PM

**PERIOD ENDING 1/31/2025**

	ACTUAL LAST YEAR			ACTUAL THIS YEAR				ENCUMBRANCE	BUDGET	UNENCUMBERED BALANCE
	CURRENT MONTH	YEAR TO DATE	%	CURRENT MONTH	%	YEAR TO DATE	%			
<b>EXPENDITURES</b>										
<b>TOTAL EXPENDITURES</b>	0.00	0.00	0	0.00	0	0.00	0	0.00	0.00	0.00
<b>NET CHANGE IN FUND BALANCE</b>	0.00	0.00		0.00		0.00		0.00	0.00	0.00




**FUND DEPT 5081-420 : NURSING HOME - LAUNDRY**

2/11/2025 4:27:52 PM

**PERIOD ENDING 1/31/2025**

	ACTUAL LAST YEAR			ACTUAL THIS YEAR				ENCUMBRANCE	BUDGET	UNENCUMBERED BALANCE
	CURRENT MONTH	YEAR TO DATE	%	CURRENT MONTH	%	YEAR TO DATE	%			
<b>EXPENDITURES</b>										
<b>TOTAL EXPENDITURES</b>	0.00	0.00	0	0.00	0	0.00	0	0.00	0.00	0.00
<b>NET CHANGE IN FUND BALANCE</b>	0.00	0.00		0.00		0.00		0.00	0.00	0.00



**FUND DEPT 5081-425 : NURSING HOME - MAINTENANCE**

2/11/2025 4:27:52 PM

**PERIOD ENDING 1/31/2025**

	ACTUAL LAST YEAR			ACTUAL THIS YEAR				ENCUMBRANCE	BUDGET	UNENCUMBERED BALANCE
	CURRENT MONTH	YEAR TO DATE	%	CURRENT MONTH	%	YEAR TO DATE	%			
<b>EXPENDITURES</b>										
<b>TOTAL EXPENDITURES</b>	0.00	0.00	0	0.00	0	0.00	0	0.00	0.00	0.00
<b>NET CHANGE IN FUND BALANCE</b>	0.00	0.00		0.00		0.00		0.00	0.00	0.00



**FUND DEPT 5081-430 : NURSING HOME - NURSING SERVICES**

2/11/2025 4:27:52 PM

**PERIOD ENDING 1/31/2025**

	ACTUAL LAST YEAR			ACTUAL THIS YEAR				ENCUMBRANCE	BUDGET	UNENCUMBERED BALANCE
	CURRENT MONTH	YEAR TO DATE	%	CURRENT MONTH	%	YEAR TO DATE	%			
<b>EXPENDITURES</b>										
<b>TOTAL EXPENDITURES</b>	0.00	0.00	0	0.00	0	0.00	0	0.00	0.00	0.00
<b>NET CHANGE IN FUND BALANCE</b>	0.00	0.00		0.00		0.00		0.00	0.00	0.00



**FUND DEPT 5081-440 : NURSING HOME - ACTIVITIES**

2/11/2025 4:27:52 PM

**PERIOD ENDING 1/31/2025**

	ACTUAL LAST YEAR			ACTUAL THIS YEAR				ENCUMBRANCE	BUDGET	UNENCUMBERED BALANCE
	CURRENT MONTH	YEAR TO DATE	%	CURRENT MONTH	%	YEAR TO DATE	%			
<b>EXPENDITURES</b>										
<b>TOTAL EXPENDITURES</b>	0.00	0.00	0	0.00	0	0.00	0	0.00	0.00	0.00
<b>NET CHANGE IN FUND BALANCE</b>	0.00	0.00		0.00		0.00		0.00	0.00	0.00





**FUND DEPT 5081-441 : NURSING HOME - SOCIAL SERVICES**

2/11/2025 4:27:52 PM

**PERIOD ENDING 1/31/2025**

	ACTUAL LAST YEAR			ACTUAL THIS YEAR				ENCUMBRANCE	BUDGET	UNENCUMBERED BALANCE
	CURRENT MONTH	YEAR TO DATE	%	CURRENT MONTH	%	YEAR TO DATE	%			
<b>EXPENDITURES</b>										
<b>TOTAL EXPENDITURES</b>	0.00	0.00	0	0.00	0	0.00	0	0.00	0.00	0.00
<b>NET CHANGE IN FUND BALANCE</b>	0.00	0.00		0.00		0.00		0.00	0.00	0.00




**FUND DEPT 5081-445 : NURSING HOME - PHYSICAL THERAPY**

2/11/2025 4:27:52 PM

**PERIOD ENDING 1/31/2025**

	ACTUAL LAST YEAR			ACTUAL THIS YEAR				ENCUMBRANCE	BUDGET	UNENCUMBERED BALANCE
	CURRENT MONTH	YEAR TO DATE	%	CURRENT MONTH	%	YEAR TO DATE	%			
<b>EXPENDITURES</b>										
<b>TOTAL EXPENDITURES</b>	0.00	0.00	0	0.00	0	0.00	0	0.00	0.00	0.00
<b>NET CHANGE IN FUND BALANCE</b>	0.00	0.00		0.00		0.00		0.00	0.00	0.00




**FUND DEPT 5081-446 : NURSING HOME - OCCUPATIONAL THERAPY**

2/11/2025 4:27:52 PM

**PERIOD ENDING 1/31/2025**

	ACTUAL LAST YEAR			ACTUAL THIS YEAR				ENCUMBRANCE	BUDGET	UNENCUMBERED BALANCE
	CURRENT MONTH	YEAR TO DATE	%	CURRENT MONTH	%	YEAR TO DATE	%			
<b>EXPENDITURES</b>										
<b>TOTAL EXPENDITURES</b>	0.00	0.00	0	0.00	0	0.00	0	0.00	0.00	0.00
<b>NET CHANGE IN FUND BALANCE</b>	0.00	0.00		0.00		0.00		0.00	0.00	0.00



**FUND DEPT 5081-447 : NURSING HOME - RESPIRATORY THERAPY**

2/11/2025 4:27:52 PM

**PERIOD ENDING 1/31/2025**

	ACTUAL LAST YEAR			ACTUAL THIS YEAR				ENCUMBRANCE	BUDGET	UNENCUMBERED BALANCE
	CURRENT MONTH	YEAR TO DATE	%	CURRENT MONTH	%	YEAR TO DATE	%			
<b>EXPENDITURES</b>										
<b>TOTAL EXPENDITURES</b>	0.00	0.00	0	0.00	0	0.00	0	0.00	0.00	0.00
<b>NET CHANGE IN FUND BALANCE</b>	0.00	0.00		0.00		0.00		0.00	0.00	0.00



**FUND DEPT 5081-448 : NURSING HOME - SPEECH THERAPY**

2/11/2025 4:27:52 PM

**PERIOD ENDING 1/31/2025**

	ACTUAL LAST YEAR			ACTUAL THIS YEAR				ENCUMBRANCE	BUDGET	UNENCUMBERED BALANCE
	CURRENT MONTH	YEAR TO DATE	%	CURRENT MONTH	%	YEAR TO DATE	%			
<b>EXPENDITURES</b>										
<b>TOTAL EXPENDITURES</b>	0.00	0.00	0	0.00	0	0.00	0	0.00	0.00	0.00
<b>NET CHANGE IN FUND BALANCE</b>	0.00	0.00		0.00		0.00		0.00	0.00	0.00



**FUND DEPT 5081-450 : NURSING HOME - DIETARY**

2/11/2025 4:27:52 PM

**PERIOD ENDING 1/31/2025**

	ACTUAL LAST YEAR			ACTUAL THIS YEAR				ENCUMBRANCE	BUDGET	UNENCUMBERED BALANCE
	CURRENT MONTH	YEAR TO DATE	%	CURRENT MONTH	%	YEAR TO DATE	%			
<b>EXPENDITURES</b>										
<b>TOTAL EXPENDITURES</b>	0.00	0.00	0	0.00	0	0.00	0	0.00	0.00	0.00
<b>NET CHANGE IN FUND BALANCE</b>	0.00	0.00		0.00		0.00		0.00	0.00	0.00



**FUND DEPT 5081-455 : NURSING HOME - BEAUTY SHOP**

2/11/2025 4:27:52 PM

**PERIOD ENDING 1/31/2025**

	ACTUAL LAST YEAR			ACTUAL THIS YEAR				ENCUMBRANCE	BUDGET	UNENCUMBERED BALANCE
	CURRENT MONTH	YEAR TO DATE	%	CURRENT MONTH	%	YEAR TO DATE	%			
<b>EXPENDITURES</b>										
<b>TOTAL EXPENDITURES</b>	0.00	0.00	0	0.00	0	0.00	0	0.00	0.00	0.00
<b>NET CHANGE IN FUND BALANCE</b>	0.00	0.00		0.00		0.00		0.00	0.00	0.00



**FUND DEPT 5081-460 : NURSING HOME - ADULT DAY CARE**

2/11/2025 4:27:52 PM

**PERIOD ENDING 1/31/2025**

	ACTUAL LAST YEAR			ACTUAL THIS YEAR				ENCUMBRANCE	BUDGET	UNENCUMBERED BALANCE
	CURRENT MONTH	YEAR TO DATE	%	CURRENT MONTH	%	YEAR TO DATE	%			
<b>EXPENDITURES</b>										
<b>TOTAL EXPENDITURES</b>	0.00	0.00	0	0.00	0	0.00	0	0.00	0.00	0.00
<b>NET CHANGE IN FUND BALANCE</b>	0.00	0.00		0.00		0.00		0.00	0.00	0.00





**FUND DEPT 5081-462 : NURSING HOME - ALZHEIMERS UNIT**

2/11/2025 4:27:52 PM

**PERIOD ENDING 1/31/2025**

	ACTUAL LAST YEAR			ACTUAL THIS YEAR				ENCUMBRANCE	BUDGET	UNENCUMBERED BALANCE
	CURRENT MONTH	YEAR TO DATE	%	CURRENT MONTH	%	YEAR TO DATE	%			
<b>EXPENDITURES</b>										
<b>TOTAL EXPENDITURES</b>	0.00	0.00	0	0.00	0	0.00	0	0.00	0.00	0.00
<b>NET CHANGE IN FUND BALANCE</b>	0.00	0.00		0.00		0.00		0.00	0.00	0.00




**FUND DEPT 6476-118 : SELF-FUNDED INSURANCE - PROPERTY/LIABILITY INSUR**

2/11/2025 4:27:52 PM

**PERIOD ENDING 1/31/2025**

	ACTUAL LAST YEAR			ACTUAL THIS YEAR				ENCUMBRANCE	BUDGET	UNENCUMBERED BALANCE
	CURRENT MONTH	YEAR TO DATE	%	CURRENT MONTH	%	YEAR TO DATE	%			
<b>REVENUES</b>										
<b>TOTAL REVENUES</b>	<b>0.00</b>	<b>0.00</b>	<b>0</b>	<b>0.00</b>	<b>0</b>	<b>0.00</b>	<b>0</b>	<b>0.00</b>	<b>0.00</b>	<b>0.00</b>
<b>EXPENDITURES</b>										
5020 SERVICES	78,710.69	78,710.69	4	2,975.84	0	2,975.84	0	0.00	0.00	-2,975.84
<b>TOTAL EXPENDITURES</b>	<b>78,710.69</b>	<b>78,710.69</b>	<b>4</b>	<b>2,975.84</b>	<b>0</b>	<b>2,975.84</b>	<b>0</b>	<b>0.00</b>	<b>0.00</b>	<b>-2,975.84</b>
<b>OTHER FINANCING SOURCES (USES)</b>										
<b>TOTAL OTHER FINANCING SOURCES (USES)</b>	<b>0.00</b>	<b>0.00</b>		<b>0.00</b>		<b>0.00</b>		<b>0.00</b>	<b>0.00</b>	<b>0.00</b>
<b>NET CHANGE IN FUND BALANCE</b>	<b>-78,710.69</b>	<b>-78,710.69</b>		<b>-2,975.84</b>		<b>-2,975.84</b>		<b>0.00</b>	<b>0.00</b>	<b>2,975.84</b>



PERIOD ENDING 1/31/2025

	ACTUAL LAST YEAR			ACTUAL THIS YEAR				ENCUMBRANCE	BUDGET	UNENCUMBERED BALANCE
	CURRENT MONTH	YEAR TO DATE	%	CURRENT MONTH	%	YEAR TO DATE	%			
<b>REVENUES</b>										
4008 INVESTMENT EARNINGS	-28,594.33	-28,594.33	-71	0.00	0	0.00	0	0.00	0.00	0.00
<b>TOTAL REVENUES</b>	<b>-28,594.33</b>	<b>-28,594.33</b>	<b>-3</b>	<b>0.00</b>	<b>0</b>	<b>0.00</b>	<b>0</b>	<b>0.00</b>	<b>0.00</b>	<b>0.00</b>
<b>EXPENDITURES</b>										
5003 FRINGE BENEFITS	62,673.79	62,673.79	6	20,170.54	0	20,170.54	0	0.00	0.00	-20,170.54
<b>TOTAL EXPENDITURES</b>	<b>62,673.79</b>	<b>62,673.79</b>	<b>6</b>	<b>20,170.54</b>	<b>0</b>	<b>20,170.54</b>	<b>0</b>	<b>0.00</b>	<b>0.00</b>	<b>-20,170.54</b>
<b>OTHER FINANCING SOURCES (USES)</b>										
<b>TOTAL OTHER FINANCING SOURCES (USES)</b>	<b>0.00</b>	<b>0.00</b>		<b>0.00</b>		<b>0.00</b>		<b>0.00</b>	<b>0.00</b>	<b>0.00</b>
<b>NET CHANGE IN FUND BALANCE</b>	<b>-91,268.12</b>	<b>-91,268.12</b>		<b>-20,170.54</b>		<b>-20,170.54</b>		<b>0.00</b>	<b>0.00</b>	<b>20,170.54</b>




**FUND DEPT 6620-120 : HEALTH-LIFE INSURANCE - EMPLOYEE GROUP INSURANCE**

2/11/2025 4:27:52 PM

**PERIOD ENDING 1/31/2025**

	ACTUAL LAST YEAR			ACTUAL THIS YEAR				ENCUMBRANCE	BUDGET	UNENCUMBERED BALANCE
	CURRENT MONTH	YEAR TO DATE	%	CURRENT MONTH	%	YEAR TO DATE	%			
<b>REVENUES</b>										
4008 INVESTMENT EARNINGS	-5,845.44	-5,845.44	-234	0.00	0	0.00	0	0.00	0.00	0.00
<b>TOTAL REVENUES</b>	<b>-5,845.44</b>	<b>-5,845.44</b>	<b>-9</b>	<b>0.00</b>	<b>0</b>	<b>0.00</b>	<b>0</b>	<b>0.00</b>	<b>0.00</b>	<b>0.00</b>
<b>EXPENDITURES</b>										
5020 SERVICES	200.00	200.00	0	16,500.00	0	16,500.00	0	0.00	0.00	-16,500.00
<b>TOTAL EXPENDITURES</b>	<b>200.00</b>	<b>200.00</b>	<b>0</b>	<b>16,500.00</b>	<b>0</b>	<b>16,500.00</b>	<b>0</b>	<b>0.00</b>	<b>0.00</b>	<b>-16,500.00</b>
<b>OTHER FINANCING SOURCES (USES)</b>										
<b>TOTAL OTHER FINANCING SOURCES (USES)</b>	<b>0.00</b>	<b>0.00</b>		<b>0.00</b>		<b>0.00</b>		<b>0.00</b>	<b>0.00</b>	<b>0.00</b>
<b>NET CHANGE IN FUND BALANCE</b>	<b>-6,045.44</b>	<b>-6,045.44</b>		<b>-16,500.00</b>		<b>-16,500.00</b>		<b>0.00</b>	<b>0.00</b>	<b>16,500.00</b>



FUND DEPT 7086-060 : TOWNSHIP MOTOR FUEL TAX - HIGHWAY

2/11/2025 4:27:52 PM

PERIOD ENDING 1/31/2025

	ACTUAL LAST YEAR			ACTUAL THIS YEAR				ENCUMBRANCE	BUDGET	UNENCUMBERED BALANCE
	CURRENT MONTH	YEAR TO DATE	%	CURRENT MONTH	%	YEAR TO DATE	%			
<b>REVENUES</b>										
4008 INVESTMENT EARNINGS	-299,336.21	-299,336.21	0	0.00	0	0.00	0	0.00	0.00	0.00
<b>TOTAL REVENUES</b>	<b>-299,336.21</b>	<b>-299,336.21</b>	<b>0</b>	<b>0.00</b>	<b>0</b>	<b>0.00</b>	<b>0</b>	<b>0.00</b>	<b>0.00</b>	<b>0.00</b>
<b>EXPENDITURES</b>										
5020 SERVICES	25,494.73	25,494.73	1	0.00	0	0.00	0	0.00	0.00	0.00
<b>TOTAL EXPENDITURES</b>	<b>25,494.73</b>	<b>25,494.73</b>	<b>1</b>	<b>0.00</b>	<b>0</b>	<b>0.00</b>	<b>0</b>	<b>0.00</b>	<b>0.00</b>	<b>0.00</b>
<b>NET CHANGE IN FUND BALANCE</b>	<b>-324,830.94</b>	<b>-324,830.94</b>		<b>0.00</b>		<b>0.00</b>		<b>0.00</b>	<b>0.00</b>	<b>0.00</b>



**FUND DEPT 7087-060 : TOWNSHIP BRIDGE - HIGHWAY**

2/11/2025 4:27:52 PM

**PERIOD ENDING 1/31/2025**

	ACTUAL LAST YEAR			ACTUAL THIS YEAR				ENCUMBRANCE	BUDGET	UNENCUMBERED BALANCE
	CURRENT MONTH	YEAR TO DATE	%	CURRENT MONTH	%	YEAR TO DATE	%			
<b>REVENUES</b>										
4008 INVESTMENT EARNINGS	-115.04	-115.04	0	0.00	0	0.00	0	0.00	0.00	0.00
<b>TOTAL REVENUES</b>	<b>-115.04</b>	<b>-115.04</b>	<b>0</b>	<b>0.00</b>	<b>0</b>	<b>0.00</b>	<b>0</b>	<b>0.00</b>	<b>0.00</b>	<b>0.00</b>
<b>EXPENDITURES</b>										
<b>TOTAL EXPENDITURES</b>	<b>0.00</b>	<b>0.00</b>	<b>0</b>	<b>0.00</b>	<b>0</b>	<b>0.00</b>	<b>0</b>	<b>0.00</b>	<b>0.00</b>	<b>0.00</b>
<b>NET CHANGE IN FUND BALANCE</b>	<b>-115.04</b>	<b>-115.04</b>		<b>0.00</b>		<b>0.00</b>		<b>0.00</b>	<b>0.00</b>	<b>0.00</b>



FUND DEPT 7097-026 : ESTATE - COUNTY TREASURER

2/11/2025 4:27:52 PM

PERIOD ENDING 1/31/2025

	ACTUAL LAST YEAR			ACTUAL THIS YEAR				ENCUMBRANCE	BUDGET	UNENCUMBERED BALANCE
	CURRENT MONTH	YEAR TO DATE	%	CURRENT MONTH	%	YEAR TO DATE	%			
<b>REVENUES</b>										
<b>TOTAL REVENUES</b>	0.00	0.00	0	0.00	0	0.00	0	0.00	0.00	0.00
<b>NET CHANGE IN FUND BALANCE</b>	0.00	0.00		0.00		0.00		0.00	0.00	0.00



**FUND DEPT 7667-026 : PROPERTY CONDEMNATIONS - COUNTY TREASURER**

2/11/2025 4:27:52 PM

**PERIOD ENDING 1/31/2025**

	ACTUAL LAST YEAR			ACTUAL THIS YEAR				ENCUMBRANCE	BUDGET	UNENCUMBERED BALANCE
	CURRENT MONTH	YEAR TO DATE	%	CURRENT MONTH	%	YEAR TO DATE	%			
<b>REVENUES</b>										
<b>TOTAL REVENUES</b>	0.00	0.00	0	0.00	0	0.00	0	0.00	0.00	0.00
<b>OTHER FINANCING SOURCES (USES)</b>										
<b>TOTAL OTHER FINANCING SOURCES (USES)</b>	0.00	0.00		0.00		0.00		0.00	0.00	0.00
<b>NET CHANGE IN FUND BALANCE</b>	0.00	0.00		0.00		0.00		0.00	0.00	0.00





**FUND DEPT 7687-040 : SHERIFF FORECLOSURES - SHERIFF**

2/11/2025 4:27:52 PM

**PERIOD ENDING 1/31/2025**

	ACTUAL LAST YEAR			ACTUAL THIS YEAR				ENCUMBRANCE	BUDGET	UNENCUMBERED BALANCE
	CURRENT MONTH	YEAR TO DATE	%	CURRENT MONTH	%	YEAR TO DATE	%			
<b>REVENUES</b>										
<b>TOTAL REVENUES</b>	0.00	0.00	0	0.00	0	0.00	0	0.00	0.00	0.00
<b>OTHER FINANCING SOURCES (USES)</b>										
<b>TOTAL OTHER FINANCING SOURCES (USES)</b>	0.00	0.00		0.00		0.00		0.00	0.00	0.00
<b>NET CHANGE IN FUND BALANCE</b>	0.00	0.00		0.00		0.00		0.00	0.00	0.00



**FUND DEPT 7699-020 : GARNISHMENTS - AUDITOR**

2/11/2025 4:27:52 PM

**PERIOD ENDING 1/31/2025**

	ACTUAL LAST YEAR			ACTUAL THIS YEAR				ENCUMBRANCE	BUDGET	UNENCUMBERED BALANCE
	CURRENT MONTH	YEAR TO DATE	%	CURRENT MONTH	%	YEAR TO DATE	%			
<b>REVENUES</b>										
<b>TOTAL REVENUES</b>	0.00	0.00	0	0.00	0	0.00	0	0.00	0.00	0.00
<b>OTHER FINANCING SOURCES (USES)</b>										
<b>TOTAL OTHER FINANCING SOURCES (USES)</b>	0.00	0.00		0.00		0.00		0.00	0.00	0.00
<b>NET CHANGE IN FUND BALANCE</b>	0.00	0.00		0.00		0.00		0.00	0.00	0.00



PERIOD ENDING 1/31/2025

	ACTUAL LAST YEAR			ACTUAL THIS YEAR				ENCUMBRANCE	BUDGET	UNENCUMBERED BALANCE
	CURRENT MONTH	YEAR TO DATE	%	CURRENT MONTH	%	YEAR TO DATE	%			
<b>REVENUES</b>										
4008 INVESTMENT EARNINGS	-5,869.10	-5,869.10	-53	0.00	0	0.00	0	0.00	0.00	0.00
<b>TOTAL REVENUES</b>	<b>-5,869.10</b>	<b>-5,869.10</b>	<b>-1</b>	<b>0.00</b>	<b>0</b>	<b>0.00</b>	<b>0</b>	<b>0.00</b>	<b>0.00</b>	<b>0.00</b>
<b>EXPENDITURES</b>										
5001 SALARIES AND WAGES	21,084.08	21,084.08	5	33,490.74	0	33,490.74	0	0.00	0.00	-33,490.74
5003 FRINGE BENEFITS	4,275.04	4,275.04	3	5,271.01	0	5,271.01	0	0.00	0.00	-5,271.01
5010 COMMODITIES	0.00	0.00	0	75.00	0	75.00	0	0.00	0.00	-75.00
5020 SERVICES	1,668.68	1,668.68	4	70.42	0	70.42	0	0.00	0.00	-70.42
<b>TOTAL EXPENDITURES</b>	<b>27,027.80</b>	<b>27,027.80</b>	<b>4</b>	<b>38,907.17</b>	<b>0</b>	<b>38,907.17</b>	<b>0</b>	<b>0.00</b>	<b>0.00</b>	<b>-38,907.17</b>
<b>OTHER FINANCING SOURCES (USES)</b>										
<b>TOTAL OTHER FINANCING SOURCES (USES)</b>	<b>0.00</b>	<b>0.00</b>		<b>0.00</b>		<b>0.00</b>		<b>0.00</b>	<b>0.00</b>	<b>0.00</b>
<b>NET CHANGE IN FUND BALANCE</b>	<b>-32,896.90</b>	<b>-32,896.90</b>		<b>-38,907.17</b>		<b>-38,907.17</b>		<b>0.00</b>	<b>0.00</b>	<b>38,907.17</b>



**FUND DEPT 8850-112 : GEOG INF SYS JOINT VENTUR - CAPITAL/TECHNOLOGY PURCH**

2/11/2025 4:27:52 PM

**PERIOD ENDING 1/31/2025**

	ACTUAL LAST YEAR			ACTUAL THIS YEAR				ENCUMBRANCE	BUDGET	UNENCUMBERED BALANCE
	CURRENT MONTH	YEAR TO DATE	%	CURRENT MONTH	%	YEAR TO DATE	%			
<b>REVENUES</b>										
<b>TOTAL REVENUES</b>	<b>0.00</b>	<b>0.00</b>	<b>0</b>	<b>0.00</b>	<b>0</b>	<b>0.00</b>	<b>0</b>	<b>0.00</b>	<b>0.00</b>	<b>0.00</b>
<b>EXPENDITURES</b>										
5020 SERVICES	696.27	696.27	1	0.00	0	0.00	0	0.00	0.00	0.00
<b>TOTAL EXPENDITURES</b>	<b>696.27</b>	<b>696.27</b>	<b>1</b>	<b>0.00</b>	<b>0</b>	<b>0.00</b>	<b>0</b>	<b>0.00</b>	<b>0.00</b>	<b>0.00</b>
<b>OTHER FINANCING SOURCES (USES)</b>										
<b>TOTAL OTHER FINANCING SOURCES (USES)</b>	<b>0.00</b>	<b>0.00</b>		<b>0.00</b>		<b>0.00</b>		<b>0.00</b>	<b>0.00</b>	<b>0.00</b>
<b>NET CHANGE IN FUND BALANCE</b>	<b>-696.27</b>	<b>-696.27</b>		<b>0.00</b>		<b>0.00</b>		<b>0.00</b>	<b>0.00</b>	<b>0.00</b>



**FUND DEPT 8850-672 : GEOG INF SYS JOINT VENTUR - AERIAL PHOTOGRAPHY PROJ**

2/11/2025 4:27:52 PM

**PERIOD ENDING 1/31/2025**

	ACTUAL LAST YEAR			ACTUAL THIS YEAR				ENCUMBRANCE	BUDGET	UNENCUMBERED BALANCE
	CURRENT MONTH	YEAR TO DATE	%	CURRENT MONTH	%	YEAR TO DATE	%			
<b>REVENUES</b>										
<b>TOTAL REVENUES</b>	<i>0.00</i>	<i>0.00</i>	<i>0</i>	<i>0.00</i>	<i>0</i>	<i>0.00</i>	<i>0</i>	<i>0.00</i>	<i>0.00</i>	<i>0.00</i>
<b>EXPENDITURES</b>										
<b>TOTAL EXPENDITURES</b>	<i>0.00</i>	<i>0.00</i>	<i>0</i>	<i>0.00</i>	<i>0</i>	<i>0.00</i>	<i>0</i>	<i>0.00</i>	<i>0.00</i>	<i>0.00</i>
<b>NET CHANGE IN FUND BALANCE</b>	<i>0.00</i>	<i>0.00</i>		<i>0.00</i>		<i>0.00</i>		<i>0.00</i>	<i>0.00</i>	<i>0.00</i>