



FUND DEPT 1080-010 : GENERAL CORPORATE - COUNTY BOARD

10/13/2024 9:09:59 AM

PERIOD ENDING 9/30/2024

	ACTUAL LAST YEAR			ACTUAL THIS YEAR				ENCUMBRANCE	BUDGET	UNENCUMBERED BALANCE
	CURRENT MONTH	YEAR TO DATE	%	CURRENT MONTH	%	YEAR TO DATE	%			
REVENUES										
4007 CHARGES FOR SERVICES	0.00	193.34	64	0.00	0	217.07	72	0.00	300.00	82.93
4009 MISCELLANEOUS REVENUES	0.00	0.00	0	0.00	0	779.62	43	0.00	1,800.00	1,020.38
4010 RENTS AND ROYALTIES	7,848.90	172,042.82	40	8,684.21	2	176,834.56	49	0.00	362,000.00	185,165.44
TOTAL REVENUES	7,848.90	172,236.16	40	8,684.21	2	177,831.25	49	0.00	364,100.00	186,268.75
EXPENDITURES										
5001 SALARIES AND WAGES	8,333.08	43,927.26	49	15,252.63	10	103,784.17	70	0.00	149,000.00	45,215.83
5010 COMMODITIES	65.78	175.48	3	848.90	17	3,729.00	76	0.00	4,914.50	1,185.50
5020 SERVICES	1,035.71	66,023.30	63	31,852.46	26	99,654.50	80	0.00	124,020.50	24,366.00
TOTAL EXPENDITURES	9,434.57	110,126.04	56	47,953.99	17	207,167.67	75	0.00	277,935.00	70,767.33
NET CHANGE IN FUND BALANCE	-1,585.67	62,110.12		-39,269.78		-29,336.42		0.00	86,165.00	115,501.42



FUND DEPT 1080-012 : GENERAL CORPORATE - TORNADO SIRENS

10/13/2024 9:09:59 AM

PERIOD ENDING 9/30/2024

	ACTUAL LAST YEAR			ACTUAL THIS YEAR				ENCUMBRANCE	BUDGET	UNENCUMBERED BALANCE
	CURRENT MONTH	YEAR TO DATE	%	CURRENT MONTH	%	YEAR TO DATE	%			
REVENUES										
TOTAL REVENUES	0.00	0.00	0	0.00	0	0.00	0	0.00	0.00	0.00
EXPENDITURES										
TOTAL EXPENDITURES	0.00	0.00	0	0.00	0	0.00	0	0.00	0.00	0.00
NET CHANGE IN FUND BALANCE	0.00	0.00		0.00		0.00		0.00	0.00	0.00



FUND DEPT 1080-013 : GENERAL CORPORATE - DEBT SERVICE

10/13/2024 9:09:59 AM

PERIOD ENDING 9/30/2024

	ACTUAL LAST YEAR			ACTUAL THIS YEAR				ENCUMBRANCE	BUDGET	UNENCUMBERED BALANCE
	CURRENT MONTH	YEAR TO DATE	%	CURRENT MONTH	%	YEAR TO DATE	%			
REVENUES										
4004 INTERGOVERNMENTAL REVENUE	146,751.00	1,027,257.00	65	117,420.00	8	704,518.00	48	0.00	1,467,700.00	763,182.00
TOTAL REVENUES	146,751.00	1,027,257.00	65	117,420.00	8	704,518.00	48	0.00	1,467,700.00	763,182.00
EXPENDITURES										
5050 INTEREST AND FISCAL CHARGES	0.00	469,780.42	30	0.00	0	428,850.00	29	0.00	1,467,700.00	1,038,850.00
TOTAL EXPENDITURES	0.00	469,780.42	30	0.00	0	428,850.00	29	0.00	1,467,700.00	1,038,850.00
OTHER FINANCING SOURCES (USES)										
TOTAL OTHER FINANCING SOURCES (USES)	0.00	0.00		0.00		0.00		0.00	0.00	0.00
NET CHANGE IN FUND BALANCE	146,751.00	557,476.58		117,420.00		275,668.00		0.00	0.00	-275,668.00



FUND DEPT 1080-016 : GENERAL CORPORATE - ADMINISTRATIVE SERVICES

10/13/2024 9:09:59 AM

PERIOD ENDING 9/30/2024

	ACTUAL LAST YEAR			ACTUAL THIS YEAR				ENCUMBRANCE	BUDGET	UNENCUMBERED BALANCE
	CURRENT MONTH	YEAR TO DATE	%	CURRENT MONTH	%	YEAR TO DATE	%			
REVENUES										
4004 INTERGOVERNMENTAL REVENUE	169.60	453.93	6	58.49	10	1,130.99	188	0.00	600.00	-530.99
4009 MISCELLANEOUS REVENUES	5.00	1,562.81	52	0.00	0	1,487.72	50	0.00	3,000.00	1,512.28
TOTAL REVENUES	174.60	2,016.74	20	58.49	2	2,618.71	73	0.00	3,600.00	981.29
EXPENDITURES										
5001 SALARIES AND WAGES	46,396.74	500,342.04	68	52,143.48	8	486,542.90	70	0.00	693,406.00	206,863.10
5003 FRINGE BENEFITS	0.00	0.00	0	5,980.27	0	11,960.54	0	0.00	0.00	-11,960.54
5010 COMMODITIES	40,772.37	164,390.18	49	21,487.99	8	176,547.37	63	0.00	280,437.99	103,890.62
5020 SERVICES	904.05	15,850.97	54	1,951.09	2	55,651.09	65	13,000.00	86,272.01	17,620.92
TOTAL EXPENDITURES	88,073.16	680,583.19	62	81,562.83	8	730,701.90	69	13,000.00	1,060,116.00	316,414.10
OTHER FINANCING SOURCES (USES)										
6001 OTHER FINANCING SOURCES	0.00	0.00	0	0.00	0	0.00	0	0.00	18,216.00	18,216.00
TOTAL OTHER FINANCING SOURCES (USES)	0.00	0.00		0.00		0.00		0.00	18,216.00	18,216.00
NET CHANGE IN FUND BALANCE	-87,898.56	-678,566.45		-81,504.34		-728,083.19		-13,000.00	-1,038,300.00	-297,216.81



FUND DEPT 1080-017 : GENERAL CORPORATE - COOPERATIVE EXTENSION SRV

10/13/2024 9:09:59 AM

PERIOD ENDING 9/30/2024

	ACTUAL LAST YEAR			ACTUAL THIS YEAR				ENCUMBRANCE	BUDGET	UNENCUMBERED BALANCE
	CURRENT MONTH	YEAR TO DATE	%	CURRENT MONTH	%	YEAR TO DATE	%			
REVENUES										
4001 PROPERTY TAX	159,391.80	412,248.70	93	149,714.09	34	422,525.31	95	0.00	444,400.00	21,874.69
TOTAL REVENUES	159,391.80	412,248.70	93	149,714.09	34	422,525.31	95	0.00	444,400.00	21,874.69
EXPENDITURES										
5020 SERVICES	159,133.69	412,724.72	92	22,608.92	5	272,561.11	61	0.00	444,400.00	171,838.89
TOTAL EXPENDITURES	159,133.69	412,724.72	92	22,608.92	5	272,561.11	61	0.00	444,400.00	171,838.89
NET CHANGE IN FUND BALANCE	258.11	-476.02		127,105.17		149,964.20		0.00	0.00	-149,964.20



FUND DEPT 1080-020 : GENERAL CORPORATE - AUDITOR

10/13/2024 9:09:59 AM

PERIOD ENDING 9/30/2024

	ACTUAL LAST YEAR			ACTUAL THIS YEAR				ENCUMBRANCE	BUDGET	UNENCUMBERED BALANCE
	CURRENT MONTH	YEAR TO DATE	%	CURRENT MONTH	%	YEAR TO DATE	%			
REVENUES										
4004 INTERGOVERNMENTAL REVENUE	0.00	0.00	0	0.00	0	6,500.00	100	0.00	6,500.00	0.00
4007 CHARGES FOR SERVICES	0.00	0.00	0	0.00	0	0.00	0	0.00	120,000.00	120,000.00
4008 INVESTMENT EARNINGS	19.09	154.09	0	10.76	0	123.16	0	0.00	0.00	-123.16
4009 MISCELLANEOUS REVENUES	0.00	0.00	0	0.00	0	200.00	0	0.00	0.00	-200.00
TOTAL REVENUES	19.09	154.09	0	10.76	0	6,823.16	5	0.00	126,500.00	119,676.84
EXPENDITURES										
5001 SALARIES AND WAGES	31,582.07	288,973.02	68	26,642.72	6	292,049.91	66	0.00	445,471.00	153,421.09
5003 FRINGE BENEFITS	0.00	0.00	0	5,506.31	0	10,906.86	0	0.00	0.00	-10,906.86
5010 COMMODITIES	570.30	1,033.47	27	440.40	14	1,314.54	42	0.00	3,131.00	1,816.46
5020 SERVICES	211.90	9,295.40	57	75.01	1	3,593.36	25	0.00	14,186.00	10,592.64
TOTAL EXPENDITURES	32,364.27	299,301.89	67	32,664.44	7	307,864.67	67	0.00	462,788.00	154,923.33
OTHER FINANCING SOURCES (USES)										
TOTAL OTHER FINANCING SOURCES (USES)	0.00	0.00		0.00		0.00		0.00	0.00	0.00
NET CHANGE IN FUND BALANCE	-32,345.18	-299,147.80		-32,653.68		-301,041.51		0.00	-336,288.00	-35,246.49



FUND DEPT 1080-021 : GENERAL CORPORATE - BOARD OF REVIEW

10/13/2024 9:09:59 AM

PERIOD ENDING 9/30/2024

	ACTUAL LAST YEAR			ACTUAL THIS YEAR				ENCUMBRANCE	BUDGET	UNENCUMBERED BALANCE
	CURRENT MONTH	YEAR TO DATE	%	CURRENT MONTH	%	YEAR TO DATE	%			
REVENUES										
TOTAL REVENUES	0.00	0.00	0	0.00	0	0.00	0	0.00	0.00	0.00
EXPENDITURES										
5001 SALARIES AND WAGES	10,957.50	104,311.25	73	11,395.80	8	108,502.78	73	0.00	148,145.00	39,642.22
5003 FRINGE BENEFITS	0.00	0.00	0	1,577.05	0	3,154.10	0	0.00	0.00	-3,154.10
5010 COMMODITIES	0.00	374.97	28	0.00	0	730.13	46	0.00	1,583.00	852.87
5020 SERVICES	0.00	15,236.08	84	0.00	0	9,088.29	70	0.00	12,976.00	3,887.71
TOTAL EXPENDITURES	10,957.50	119,922.30	74	12,972.85	8	121,475.30	75	0.00	162,704.00	41,228.70
NET CHANGE IN FUND BALANCE	-10,957.50	-119,922.30		-12,972.85		-121,475.30		0.00	-162,704.00	-41,228.70



FUND DEPT 1080-022 : GENERAL CORPORATE - COUNTY CLERK

10/13/2024 9:09:59 AM

PERIOD ENDING 9/30/2024

	ACTUAL LAST YEAR			ACTUAL THIS YEAR				ENCUMBRANCE	BUDGET	UNENCUMBERED BALANCE
	CURRENT MONTH	YEAR TO DATE	%	CURRENT MONTH	%	YEAR TO DATE	%			
REVENUES										
4004 INTERGOVERNMENTAL REVENUE	0.00	0.00	0	0.00	0	14,690.00	28	0.00	51,815.00	37,125.00
4006 LICENSES AND PERMITS	8,354.50	83,219.50	75	8,510.00	8	82,536.00	75	0.00	110,400.00	27,864.00
4007 CHARGES FOR SERVICES	26,594.00	195,612.40	58	26,373.50	8	191,425.70	56	0.00	340,000.00	148,574.30
4008 INVESTMENT EARNINGS	4.41	107.04	54	3.03	2	88.64	44	0.00	200.00	111.36
4009 MISCELLANEOUS REVENUES	685.00	5,630.00	281 50	817.50	408 8	5,065.00	253 25	0.00	20.00	-5,045.00
TOTAL REVENUES	35,637.91	284,568.94	57	35,704.03	7	293,805.34	58	0.00	502,435.00	208,629.66
EXPENDITURES										
5001 SALARIES AND WAGES	64,570.86	638,094.65	67	64,775.84	6	673,909.56	65	0.00	1,042,007.00	368,097.44
5003 FRINGE BENEFITS	0.00	0.00	0	13,109.70	0	26,219.40	0	0.00	0.00	-26,219.40
5010 COMMODITIES	1,549.61	86,870.19	78	5,826.04	8	58,765.77	83	0.00	70,724.13	11,958.36
5020 SERVICES	79,975.55	234,722.06	55	18,076.75	4	313,799.83	75	0.00	418,575.87	104,776.04
8000 CAPITAL OUTLAY	0.00	0.00	0	0.00	0	0.00	0	0.00	42,535.00	42,535.00
TOTAL EXPENDITURES	146,096.02	959,686.90	63	101,788.33	6	1,072,694.56	68	0.00	1,573,842.00	501,147.44
OTHER FINANCING SOURCES (USES)										
TOTAL OTHER FINANCING SOURCES (USES)	0.00	0.00		0.00		0.00		0.00	0.00	0.00
NET CHANGE IN FUND BALANCE	-110,458.11	-675,117.96		-66,084.30		-778,889.22		0.00	-1,071,407.00	-292,517.78



FUND DEPT 1080-023 : GENERAL CORPORATE - RECORDER

10/13/2024 9:09:59 AM

PERIOD ENDING 9/30/2024

	ACTUAL LAST YEAR			ACTUAL THIS YEAR				ENCUMBRANCE	BUDGET	UNENCUMBERED BALANCE
	CURRENT MONTH	YEAR TO DATE	%	CURRENT MONTH	%	YEAR TO DATE	%			
REVENUES										
4006 LICENSES AND PERMITS	58,609.75	425,961.25	85	52,040.50	10	428,288.75	86	0.00	500,000.00	71,711.25
4007 CHARGES FOR SERVICES	49,652.50	465,987.00	58	55,856.50	8	459,896.50	63	0.00	735,000.00	275,103.50
4009 MISCELLANEOUS REVENUES	197.50	7,604.70	30	393.60	2	3,494.80	14	0.00	25,000.00	21,505.20
TOTAL REVENUES	108,459.75	899,552.95	68	108,290.60	9	891,680.05	71	0.00	1,260,000.00	368,319.95
EXPENDITURES										
5001 SALARIES AND WAGES	15,974.56	134,862.14	72	14,835.79	7	132,128.02	63	0.00	211,360.00	79,231.98
5003 FRINGE BENEFITS	0.00	0.00	0	4,374.10	0	8,748.20	0	0.00	0.00	-8,748.20
5010 COMMODITIES	105.31	319.14	64	42.25	6	517.34	74	0.00	700.00	182.66
5020 SERVICES	0.00	118.80	7	0.00	0	115.24	7	0.00	1,580.00	1,464.76
TOTAL EXPENDITURES	16,079.87	135,300.08	71	19,252.14	9	141,508.80	66	0.00	213,640.00	72,131.20
NET CHANGE IN FUND BALANCE	92,379.88	764,252.87		89,038.46		750,171.25		0.00	1,046,360.00	296,188.75



FUND DEPT 1080-025 : GENERAL CORPORATE - SUPERVISOR OF ASSESSMENT

10/13/2024 9:09:59 AM

PERIOD ENDING 9/30/2024

	ACTUAL LAST YEAR			ACTUAL THIS YEAR				ENCUMBRANCE	BUDGET	UNENCUMBERED BALANCE
	CURRENT MONTH	YEAR TO DATE	%	CURRENT MONTH	%	YEAR TO DATE	%			
REVENUES										
4004 INTERGOVERNMENTAL REVENUE	3,718.74	26,031.18	55	3,897.32	8	44,069.78	89	0.00	49,768.00	5,698.22
4009 MISCELLANEOUS REVENUES	0.00	500.00	83	0.00	0	519.35	87	0.00	600.00	80.65
TOTAL REVENUES	3,718.74	26,531.18	56	3,897.32	8	44,589.13	89	0.00	50,368.00	5,778.87
EXPENDITURES										
5001 SALARIES AND WAGES	27,424.98	244,650.97	69	28,843.73	8	261,913.45	70	0.00	374,991.00	113,077.55
5003 FRINGE BENEFITS	0.00	0.00	0	5,572.19	0	11,144.38	0	0.00	0.00	-11,144.38
5010 COMMODITIES	152.51	2,542.27	45	80.61	2	2,367.23	53	0.00	4,432.00	2,064.77
5020 SERVICES	54.30	24,494.39	36	5,366.75	14	27,332.07	71	0.00	38,510.00	11,177.93
TOTAL EXPENDITURES	27,631.79	271,687.63	63	39,863.28	10	302,757.13	72	0.00	417,933.00	115,175.87
NET CHANGE IN FUND BALANCE	-23,913.05	-245,156.45		-35,965.96		-258,168.00		0.00	-367,565.00	-109,397.00



FUND DEPT 1080-026 : GENERAL CORPORATE - COUNTY TREASURER

10/13/2024 9:09:59 AM

PERIOD ENDING 9/30/2024

	ACTUAL LAST YEAR			ACTUAL THIS YEAR				ENCUMBRANCE	BUDGET	UNENCUMBERED BALANCE
	CURRENT MONTH	YEAR TO DATE	%	CURRENT MONTH	%	YEAR TO DATE	%			
REVENUES										
4001 PROPERTY TAX	0.00	2,020.00	0	30.00	0	3,427.34	1	0.00	640,000.00	636,572.66
4004 INTERGOVERNMENTAL REVENUE	0.00	0.00	0	0.00	0	6,500.00	46	0.00	14,000.00	7,500.00
4007 CHARGES FOR SERVICES	148.00	1,523.95	762	0.00	0	0.00	0	0.00	200.00	200.00
4008 INVESTMENT EARNINGS	2,603.56	13,311.94	190	3,344.90	48	17,220.28	246	0.00	7,000.00	-10,220.28
TOTAL REVENUES	2,751.56	16,855.89	3	3,374.90	1	27,147.62	4	0.00	661,200.00	634,052.38
EXPENDITURES										
5001 SALARIES AND WAGES	23,884.74	223,049.21	70	24,412.36	7	233,587.37	65	0.00	360,286.00	126,698.63
5003 FRINGE BENEFITS	0.00	0.00	0	4,476.70	0	8,953.40	0	0.00	0.00	-8,953.40
5010 COMMODITIES	57.20	3,285.71	49	36.25	1	2,899.10	41	0.00	7,045.25	4,146.15
5020 SERVICES	0.00	16,658.72	35	0.00	0	7,490.38	16	0.00	47,177.75	39,687.37
TOTAL EXPENDITURES	23,941.94	242,993.64	65	28,925.31	7	252,930.25	61	0.00	414,509.00	161,578.75
NET CHANGE IN FUND BALANCE	-21,190.38	-226,137.75		-25,550.41		-225,782.63		0.00	246,691.00	472,473.63



PERIOD ENDING 9/30/2024

	ACTUAL LAST YEAR			ACTUAL THIS YEAR				ENCUMBRANCE	BUDGET	UNENCUMBERED BALANCE
	CURRENT MONTH	YEAR TO DATE	%	CURRENT MONTH	%	YEAR TO DATE	%			
REVENUES										
4004 INTERGOVERNMENTAL REVENUE	0.00	2,800.00	58	8,477.00	72	74,201.00	633	0.00	11,730.00	-62,471.00
4007 CHARGES FOR SERVICES	0.00	0.00	0	0.00	0	0.00	0	0.00	45,600.00	45,600.00
4009 MISCELLANEOUS REVENUES	0.00	3,862.00	0	0.00	0	41.51	0	0.00	0.00	-41.51
TOTAL REVENUES	0.00	6,662.00	13	8,477.00	15	74,242.51	130	0.00	57,330.00	-16,912.51
EXPENDITURES										
5001 SALARIES AND WAGES	52,367.05	565,507.68	63	64,045.80	7	603,088.36	62	0.00	977,783.00	374,694.64
5003 FRINGE BENEFITS	0.00	0.00	0	10,942.79	0	21,885.58	0	0.00	0.00	-21,885.58
5010 COMMODITIES	4,645.21	50,771.18	67	3,008.10	4	47,900.09	70	0.00	68,300.00	20,399.91
5020 SERVICES	23,590.11	218,458.20	59	34,974.52	9	221,591.26	58	0.00	382,450.00	160,858.74
TOTAL EXPENDITURES	80,602.37	834,737.06	62	112,971.21	8	894,465.29	63	0.00	1,428,533.00	534,067.71
OTHER FINANCING SOURCES (USES)										
TOTAL OTHER FINANCING SOURCES (USES)	0.00	0.00		0.00		0.00		0.00	0.00	0.00
NET CHANGE IN FUND BALANCE	-80,602.37	-828,075.06		-104,494.21		-820,222.78		0.00	-1,371,203.00	-550,980.22



FUND DEPT 1080-030 : GENERAL CORPORATE - CIRCUIT CLERK

10/13/2024 9:09:59 AM

PERIOD ENDING 9/30/2024

	ACTUAL LAST YEAR			ACTUAL THIS YEAR				ENCUMBRANCE	BUDGET	UNENCUMBERED BALANCE
	CURRENT MONTH	YEAR TO DATE	%	CURRENT MONTH	%	YEAR TO DATE	%			
REVENUES										
4004 INTERGOVERNMENTAL REVENUE	0.00	0.00	0	0.00	0	21,359.00	77	0.00	27,859.00	6,500.00
4007 CHARGES FOR SERVICES	73,611.78	583,821.30	97	62,386.13	9	516,047.05	77	0.00	667,968.00	151,920.95
4008 INVESTMENT EARNINGS	9,181.25	69,009.52	0	4,477.00	9	42,159.33	84	0.00	50,000.00	7,840.67
TOTAL REVENUES	82,793.03	652,830.82	108	66,863.13	9	579,565.38	78	0.00	745,827.00	166,261.62
EXPENDITURES										
5001 SALARIES AND WAGES	94,905.47	855,634.29	61	105,159.55	7	1,056,188.04	72	0.00	1,459,873.00	403,684.96
5003 FRINGE BENEFITS	0.00	0.00	0	23,129.04	0	46,258.08	0	0.00	0.00	-46,258.08
5010 COMMODITIES	540.52	11,422.76	73	1,604.79	2	72,287.99	68	7,700.47	105,864.00	25,875.54
5020 SERVICES	866.82	16,489.05	45	11,900.95	5	152,738.03	69	0.00	220,109.01	67,370.98
8000 CAPITAL OUTLAY	0.00	0.00	0	0.00	0	45,121.55	93	0.00	48,707.99	3,586.44
TOTAL EXPENDITURES	96,312.81	883,546.10	61	141,794.33	8	1,372,593.69	75	7,700.47	1,834,554.00	454,259.84
OTHER FINANCING SOURCES (USES)										
6001 OTHER FINANCING SOURCES	0.00	0.00	0	0.00	0	0.00	0	0.00	762,836.00	762,836.00
TOTAL OTHER FINANCING SOURCES (USES)	0.00	0.00		0.00		0.00		0.00	762,836.00	762,836.00
NET CHANGE IN FUND BALANCE	-13,519.78	-230,715.28		-74,931.20		-793,028.31		-7,700.47	-325,891.00	474,837.78



FUND DEPT 1080-031 : GENERAL CORPORATE - CIRCUIT COURT

10/13/2024 9:09:59 AM

PERIOD ENDING 9/30/2024

	ACTUAL LAST YEAR			ACTUAL THIS YEAR				ENCUMBRANCE	BUDGET	UNENCUMBERED BALANCE
	CURRENT MONTH	YEAR TO DATE	%	CURRENT MONTH	%	YEAR TO DATE	%			
REVENUES										
4004 INTERGOVERNMENTAL REVENUE	0.00	19,016.51	100	792.94	8	18,425.01	177	0.00	10,392.07	-8,032.94
4009 MISCELLANEOUS REVENUES	0.00	0.00	0	0.00	0	90.00	0	0.00	0.00	-90.00
TOTAL REVENUES	0.00	19,016.51	100	792.94	8	18,515.01	178	0.00	10,392.07	-8,122.94
EXPENDITURES										
5001 SALARIES AND WAGES	64,449.82	498,071.87	73	63,166.77	8	548,989.21	68	0.00	805,390.00	256,400.79
5003 FRINGE BENEFITS	0.00	0.00	0	14,199.43	0	27,316.93	0	0.00	0.00	-27,316.93
5010 COMMODITIES	1,908.86	21,967.50	69	1,792.21	3	25,671.70	48	0.00	53,232.07	27,560.37
5020 SERVICES	39,994.22	417,193.36	88	67,011.22	11	415,412.97	69	0.00	604,910.00	189,497.03
TOTAL EXPENDITURES	106,352.90	937,232.73	79	146,169.63	10	1,017,390.81	70	0.00	1,463,532.07	446,141.26
OTHER FINANCING SOURCES (USES)										
TOTAL OTHER FINANCING SOURCES (USES)	0.00	0.00		0.00		0.00		0.00	0.00	0.00
NET CHANGE IN FUND BALANCE	-106,352.90	-918,216.22		-145,376.69		-998,875.80		0.00	-1,453,140.00	-454,264.20



FUND DEPT 1080-032 : GENERAL CORPORATE - JURY COMMISSION

10/13/2024 9:09:59 AM

PERIOD ENDING 9/30/2024

	ACTUAL LAST YEAR			ACTUAL THIS YEAR				ENCUMBRANCE	BUDGET	UNENCUMBERED BALANCE
	CURRENT MONTH	YEAR TO DATE	%	CURRENT MONTH	%	YEAR TO DATE	%			
REVENUES										
4007 CHARGES FOR SERVICES	2,975.00	22,018.75	0	6,065.00	19	38,602.50	118	0.00	32,600.00	-6,002.50
TOTAL REVENUES	2,975.00	22,018.75	0	6,065.00	19	38,602.50	118	0.00	32,600.00	-6,002.50
EXPENDITURES										
5001 SALARIES AND WAGES	3,509.80	32,707.86	67	4,181.42	8	38,748.62	71	0.00	54,713.00	15,964.38
5010 COMMODITIES	373.70	5,324.53	60	180.45	2	2,964.64	28	0.00	10,736.00	7,771.36
5020 SERVICES	11,772.60	78,343.01	54	7,838.40	5	51,891.76	36	0.00	144,300.00	92,408.24
TOTAL EXPENDITURES	15,656.10	116,375.40	57	12,200.27	6	93,605.02	45	0.00	209,749.00	116,143.98
NET CHANGE IN FUND BALANCE	-12,681.10	-94,356.65		-6,135.27		-55,002.52		0.00	-177,149.00	-122,146.48



FUND DEPT 1080-036 : GENERAL CORPORATE - PUBLIC DEFENDER

10/13/2024 9:09:59 AM

PERIOD ENDING 9/30/2024

	ACTUAL LAST YEAR			ACTUAL THIS YEAR				ENCUMBRANCE	BUDGET	UNENCUMBERED BALANCE
	CURRENT MONTH	YEAR TO DATE	%	CURRENT MONTH	%	YEAR TO DATE	%			
REVENUES										
4004 INTERGOVERNMENTAL REVENUE	9,870.84	72,831.77	61	9,870.84	8	69,095.88	58	0.00	118,449.00	49,353.12
4007 CHARGES FOR SERVICES	1,724.07	9,913.27	20	1,541.42	10	7,814.84	49	0.00	16,000.00	8,185.16
4009 MISCELLANEOUS REVENUES	0.00	0.00	0	0.00	0	40.00	0	0.00	0.00	-40.00
TOTAL REVENUES	11,594.91	82,745.04	49	11,412.26	8	76,950.72	57	0.00	134,449.00	57,498.28
EXPENDITURES										
5001 SALARIES AND WAGES	109,869.99	1,010,474.02	69	126,854.88	7	1,144,731.30	67	0.00	1,698,265.00	553,533.70
5003 FRINGE BENEFITS	0.00	0.00	0	13,216.14	0	26,432.28	0	0.00	0.00	-26,432.28
5010 COMMODITIES	1,154.92	14,037.23	78	1,037.48	9	9,470.67	81	0.00	11,697.00	2,226.33
5020 SERVICES	2,900.35	33,416.07	60	4,479.54	6	57,400.49	74	0.00	77,796.00	20,395.51
8000 CAPITAL OUTLAY	0.00	5,307.25	100	0.00	0	0.00	0	0.00	0.00	0.00
TOTAL EXPENDITURES	113,925.26	1,063,234.57	68	145,588.04	8	1,238,034.74	69	0.00	1,787,758.00	549,723.26
NET CHANGE IN FUND BALANCE	-102,330.35	-980,489.53		-134,175.78		-1,161,084.02		0.00	-1,653,309.00	-492,224.98



FUND DEPT 1080-040 : GENERAL CORPORATE - SHERIFF

10/13/2024 9:09:59 AM

PERIOD ENDING 9/30/2024

	ACTUAL LAST YEAR			ACTUAL THIS YEAR				ENCUMBRANCE	BUDGET	UNENCUMBERED BALANCE
	CURRENT MONTH	YEAR TO DATE	%	CURRENT MONTH	%	YEAR TO DATE	%			
REVENUES										
4004 INTERGOVERNMENTAL REVENUE	108,755.98	586,515.03	49	104,019.96	7	1,049,445.06	75	0.00	1,402,674.34	353,229.28
4005 FINES AND FORFEITURES	1,108.00	13,093.76	44	1,415.00	7	11,903.38	60	0.00	20,000.00	8,096.62
4007 CHARGES FOR SERVICES	5,490.85	95,577.60	66	10,434.93	7	87,036.53	61	0.00	143,000.00	55,963.47
4009 MISCELLANEOUS REVENUES	112,021.09	170,369.84	115	0.00	0	3,152.29	32	0.00	10,000.00	6,847.71
TOTAL REVENUES	227,375.92	865,556.23	57	115,869.89	7	1,151,537.26	73	0.00	1,575,674.34	424,137.08
EXPENDITURES										
5001 SALARIES AND WAGES	24,054.83	226,800.26	74	25,135.82	8	226,168.19	69	0.00	329,527.00	103,358.81
5002 LAW ENFORCEMENT SALARIES	424,091.81	3,575,993.27	74	450,746.81	9	3,889,453.43	75	0.00	5,218,295.00	1,328,841.57
5003 FRINGE BENEFITS	0.00	0.00	0	47,328.90	0	95,723.91	0	0.00	0.00	-95,723.91
5010 COMMODITIES	63,399.53	274,312.55	75	10,067.05	3	311,983.60	81	12,449.50	385,610.99	61,177.89
5020 SERVICES	36,337.02	840,651.06	85	3,751.62	0	830,723.85	75	0.00	1,108,214.35	277,490.50
8000 CAPITAL OUTLAY	0.00	240,810.00	67	0.00	0	267,331.00	83	30,344.95	322,978.00	25,302.05
TOTAL EXPENDITURES	547,883.19	5,158,567.14	75	537,030.20	7	5,621,383.98	76	42,794.45	7,364,625.34	1,700,446.91
OTHER FINANCING SOURCES (USES)										
TOTAL OTHER FINANCING SOURCES (USES)	0.00	0.00		0.00		0.00		0.00	0.00	0.00
NET CHANGE IN FUND BALANCE	-320,507.27	-4,293,010.91		-421,160.31		-4,469,846.72		-42,794.45	-5,788,951.00	-1,276,309.83



FUND DEPT 1080-041 : GENERAL CORPORATE - STATES ATTORNEY

10/13/2024 9:09:59 AM

PERIOD ENDING 9/30/2024

	ACTUAL LAST YEAR			ACTUAL THIS YEAR				ENCUMBRANCE	BUDGET	UNENCUMBERED BALANCE
	CURRENT MONTH	YEAR TO DATE	%	CURRENT MONTH	%	YEAR TO DATE	%			
REVENUES										
4004 INTERGOVERNMENTAL REVENUE	33,743.56	163,693.73	74	30,575.82	13	169,328.73	69	0.00	244,437.00	75,108.27
4005 FINES AND FORFEITURES	33,226.64	283,780.47	47	27,483.85	10	233,496.36	85	0.00	275,000.00	41,503.64
4007 CHARGES FOR SERVICES	7,525.19	54,519.84	64	7,260.55	15	53,130.81	106	0.00	50,000.00	-3,130.81
4009 MISCELLANEOUS REVENUES	850.50	1,070.50	0	0.00	0	23,385.26	467 71	0.00	50.00	-23,335.26
TOTAL REVENUES	75,345.89	503,064.54	55	65,320.22	11	479,341.16	84	0.00	569,487.00	90,145.84
EXPENDITURES										
5001 SALARIES AND WAGES	199,858.44	1,805,242.92	71	217,925.91	8	1,850,794.99	65	0.00	2,852,079.00	1,001,284.01
5003 FRINGE BENEFITS	0.00	0.00	0	33,528.37	0	67,059.34	0	0.00	0.00	-67,059.34
5010 COMMODITIES	5,754.86	40,970.17	71	5,837.56	12	43,206.25	88	0.00	49,329.59	6,123.34
5020 SERVICES	4,162.48	107,541.00	81	12,941.47	9	123,954.75	85	0.00	145,246.41	21,291.66
8000 CAPITAL OUTLAY	0.00	0.00	0	0.00	0	33,525.26	99	0.00	34,025.26	500.00
TOTAL EXPENDITURES	209,775.78	1,953,754.09	71	270,233.31	9	2,118,540.59	69	0.00	3,080,680.26	962,139.67
OTHER FINANCING SOURCES (USES)										
TOTAL OTHER FINANCING SOURCES (USES)	0.00	0.00		0.00		0.00		0.00	0.00	0.00
NET CHANGE IN FUND BALANCE	-134,429.89	-1,450,689.55		-204,913.09		-1,639,199.43		0.00	-2,511,193.26	-871,993.83



FUND DEPT 1080-042 : GENERAL CORPORATE - CORONER

10/13/2024 9:09:59 AM

PERIOD ENDING 9/30/2024

	ACTUAL LAST YEAR			ACTUAL THIS YEAR				ENCUMBRANCE	BUDGET	UNENCUMBERED BALANCE
	CURRENT MONTH	YEAR TO DATE	%	CURRENT MONTH	%	YEAR TO DATE	%			
REVENUES										
4004 INTERGOVERNMENTAL REVENUE	0.00	8,495.00	50	0.00	0	10,084.00	84	0.00	12,000.00	1,916.00
4007 CHARGES FOR SERVICES	9,155.00	79,181.83	122	0.00	0	6,640.00	7	0.00	89,000.00	82,360.00
4009 MISCELLANEOUS REVENUES	0.00	10,372.74	225	0.00	0	6,732.81	146	0.00	4,600.00	-2,132.81
TOTAL REVENUES	9,155.00	98,049.57	113	0.00	0	23,456.81	22	0.00	105,600.00	82,143.19
EXPENDITURES										
5001 SALARIES AND WAGES	41,902.07	351,133.38	66	38,706.09	7	364,835.30	66	0.00	552,790.00	187,954.70
5003 FRINGE BENEFITS	0.00	0.00	0	4,293.48	0	8,586.96	0	0.00	0.00	-8,586.96
5010 COMMODITIES	2,649.29	18,433.19	56	191.16	1	13,346.76	48	0.00	27,800.13	14,453.37
5020 SERVICES	15,365.00	134,683.63	64	18,684.28	8	175,944.01	78	0.00	224,557.87	48,613.86
TOTAL EXPENDITURES	59,916.36	504,250.20	65	61,875.01	8	562,713.03	70	0.00	805,148.00	242,434.97
NET CHANGE IN FUND BALANCE	-50,761.36	-406,200.63		-61,875.01		-539,256.22		0.00	-699,548.00	-160,291.78



FUND DEPT 1080-043 : GENERAL CORPORATE - EMERGENCY MGMT AGCY (EMA)

10/13/2024 9:09:59 AM

PERIOD ENDING 9/30/2024

	ACTUAL LAST YEAR			ACTUAL THIS YEAR				ENCUMBRANCE	BUDGET	UNENCUMBERED BALANCE
	CURRENT MONTH	YEAR TO DATE	%	CURRENT MONTH	%	YEAR TO DATE	%			
REVENUES										
4004 INTERGOVERNMENTAL REVENUE	0.00	0.00	0	916.18	1	32,907.72	51	0.00	65,000.00	32,092.28
4009 MISCELLANEOUS REVENUES	0.00	0.00	0	0.00	0	40,000.00	100	0.00	40,000.00	0.00
TOTAL REVENUES	0.00	0.00	0	916.18	1	72,907.72	69	0.00	105,000.00	32,092.28
EXPENDITURES										
5001 SALARIES AND WAGES	10,884.00	92,031.02	65	11,427.00	8	105,699.75	70	0.00	150,394.00	44,694.25
5003 FRINGE BENEFITS	0.00	0.00	0	5.20	0	10.40	0	0.00	0.00	-10.40
5010 COMMODITIES	541.93	2,391.28	60	79.06	2	2,904.23	63	0.00	4,631.81	1,727.58
5020 SERVICES	1,394.21	21,622.45	72	2,329.14	8	22,203.54	77	0.00	28,904.19	6,700.65
8000 CAPITAL OUTLAY	0.00	0.00	0	21,552.00	52	41,529.00	100	0.00	41,655.00	126.00
TOTAL EXPENDITURES	12,820.14	116,044.75	66	35,392.40	16	172,346.92	76	0.00	225,585.00	53,238.08
NET CHANGE IN FUND BALANCE	-12,820.14	-116,044.75		-34,476.22		-99,439.20		0.00	-120,585.00	-21,145.80



FUND DEPT 1080-051 : GENERAL CORPORATE - JUVENILE DETENTION CENTER

10/13/2024 9:09:59 AM

PERIOD ENDING 9/30/2024

	ACTUAL LAST YEAR			ACTUAL THIS YEAR				ENCUMBRANCE	BUDGET	UNENCUMBERED BALANCE
	CURRENT MONTH	YEAR TO DATE	%	CURRENT MONTH	%	YEAR TO DATE	%			
REVENUES										
4004 INTERGOVERNMENTAL REVENUE	123,297.09	857,669.75	55	109,479.97	7	939,576.86	56	0.00	1,677,998.00	738,421.14
4009 MISCELLANEOUS REVENUES	0.00	30.12	0	0.00	0	0.00	0	0.00	0.00	0.00
TOTAL REVENUES	123,297.09	857,699.87	55	109,479.97	7	939,576.86	56	0.00	1,677,998.00	738,421.14
EXPENDITURES										
5001 SALARIES AND WAGES	112,565.21	1,021,351.95	66	119,967.61	7	1,088,610.51	60	0.00	1,808,224.00	719,613.49
5003 FRINGE BENEFITS	0.00	0.00	0	14,144.63	0	29,355.37	0	0.00	0.00	-29,355.37
5010 COMMODITIES	5,631.19	55,476.31	69	7,341.73	7	48,886.71	46	0.00	106,791.00	57,904.29
5020 SERVICES	16,171.17	205,733.72	65	277.58	0	156,712.66	71	0.00	221,795.00	65,082.34
TOTAL EXPENDITURES	134,367.57	1,282,561.98	66	141,731.55	7	1,323,565.25	62	0.00	2,136,810.00	813,244.75
OTHER FINANCING SOURCES (USES)										
TOTAL OTHER FINANCING SOURCES (USES)	0.00	0.00		0.00		0.00		0.00	0.00	0.00
NET CHANGE IN FUND BALANCE	-11,070.48	-424,862.11		-32,251.58		-383,988.39		0.00	-458,812.00	-74,823.61



FUND DEPT 1080-052 : GENERAL CORPORATE - COURT SERVICES -PROBATION

10/13/2024 9:09:59 AM

PERIOD ENDING 9/30/2024

	ACTUAL LAST YEAR			ACTUAL THIS YEAR				ENCUMBRANCE	BUDGET	UNENCUMBERED BALANCE
	CURRENT MONTH	YEAR TO DATE	%	CURRENT MONTH	%	YEAR TO DATE	%			
REVENUES										
4004 INTERGOVERNMENTAL REVENUE	85,592.59	678,725.95	69	78,724.03	7	680,122.71	64	0.00	1,066,945.00	386,822.29
TOTAL REVENUES	85,592.59	678,725.95	69	78,724.03	7	680,122.71	64	0.00	1,066,945.00	386,822.29
EXPENDITURES										
5001 SALARIES AND WAGES	141,796.88	1,333,684.76	72	144,866.02	7	1,345,430.17	69	0.00	1,955,641.00	610,210.83
5003 FRINGE BENEFITS	0.00	0.00	0	24,323.24	0	48,641.28	0	0.00	0.00	-48,641.28
5010 COMMODITIES	1,480.10	8,518.00	46	256.24	1	7,639.18	42	0.00	18,180.00	10,540.82
5020 SERVICES	329.84	3,827.90	40	1,063.50	11	2,982.27	30	0.00	9,875.00	6,892.73
TOTAL EXPENDITURES	143,606.82	1,346,030.66	71	170,509.00	9	1,404,692.90	71	0.00	1,983,696.00	579,003.10
OTHER FINANCING SOURCES (USES)										
TOTAL OTHER FINANCING SOURCES (USES)	0.00	0.00		0.00		0.00		0.00	0.00	0.00
NET CHANGE IN FUND BALANCE	-58,014.23	-667,304.71		-91,784.97		-724,570.19		0.00	-916,751.00	-192,180.81



FUND DEPT 1080-057 : GENERAL CORPORATE - DEPUTY SHERIFF MERIT COMM

10/13/2024 9:09:59 AM

PERIOD ENDING 9/30/2024

	ACTUAL LAST YEAR			ACTUAL THIS YEAR				ENCUMBRANCE	BUDGET	UNENCUMBERED BALANCE
	CURRENT MONTH	YEAR TO DATE	%	CURRENT MONTH	%	YEAR TO DATE	%			
REVENUES										
TOTAL REVENUES	0.00	0.00	0	0.00	0	0.00	0	0.00	0.00	0.00
EXPENDITURES										
5001 SALARIES AND WAGES	0.00	0.00	0	0.00	0	405.00	43	0.00	950.00	545.00
5010 COMMODITIES	0.00	0.00	0	0.00	0	0.00	0	0.00	300.00	300.00
5020 SERVICES	1,526.87	29,295.44	97	0.00	0	35,156.01	89	0.00	39,510.00	4,353.99
TOTAL EXPENDITURES	1,526.87	29,295.44	94	0.00	0	35,561.01	87	0.00	40,760.00	5,198.99
NET CHANGE IN FUND BALANCE	-1,526.87	-29,295.44		0.00		-35,561.01		0.00	-40,760.00	-5,198.99




FUND DEPT 1080-059 : GENERAL CORPORATE - FACILITIES PLANNING

10/13/2024 9:09:59 AM

PERIOD ENDING 9/30/2024

	ACTUAL LAST YEAR			ACTUAL THIS YEAR				ENCUMBRANCE	BUDGET	UNENCUMBERED BALANCE
	CURRENT MONTH	YEAR TO DATE	%	CURRENT MONTH	%	YEAR TO DATE	%			
EXPENDITURES										
TOTAL EXPENDITURES	0.00	0.00	0	0.00	0	0.00	0	0.00	0.00	0.00
NET CHANGE IN FUND BALANCE	0.00	0.00		0.00		0.00		0.00	0.00	0.00



FUND DEPT 1080-060 : GENERAL CORPORATE - HIGHWAY

10/13/2024 9:09:59 AM

PERIOD ENDING 9/30/2024

	ACTUAL LAST YEAR			ACTUAL THIS YEAR				ENCUMBRANCE	BUDGET	UNENCUMBERED BALANCE
	CURRENT MONTH	YEAR TO DATE	%	CURRENT MONTH	%	YEAR TO DATE	%			
EXPENDITURES										
TOTAL EXPENDITURES	0.00	0.00	0	0.00	0	0.00	0	0.00	0.00	0.00
NET CHANGE IN FUND BALANCE	0.00	0.00		0.00		0.00		0.00	0.00	0.00



PERIOD ENDING 9/30/2024

	ACTUAL LAST YEAR			ACTUAL THIS YEAR				ENCUMBRANCE	BUDGET	UNENCUMBERED BALANCE
	CURRENT MONTH	YEAR TO DATE	%	CURRENT MONTH	%	YEAR TO DATE	%			
REVENUES										
4007 CHARGES FOR SERVICES	0.00	19,091.23	32	0.00	0	24,487.60	49	0.00	50,000.00	25,512.40
4009 MISCELLANEOUS REVENUES	55.83	6,383.56	0	0.00	0	2,381.45	0	0.00	0.00	-2,381.45
4010 RENTS AND ROYALTIES	59,155.13	763,093.26	93	43,113.07	4	485,658.73	49	0.00	1,000,000.00	514,341.27
TOTAL REVENUES	59,210.96	788,568.05	89	43,113.07	4	512,527.78	49	0.00	1,050,000.00	537,472.22
EXPENDITURES										
5001 SALARIES AND WAGES	82,925.78	763,761.51	69	91,827.81	8	835,699.37	71	0.00	1,173,107.00	337,407.63
5003 FRINGE BENEFITS	0.00	0.00	0	19,409.61	0	38,819.22	0	0.00	0.00	-38,819.22
5010 COMMODITIES	10,065.28	102,338.85	66	11,067.60	7	116,854.89	69	0.00	168,225.65	51,370.76
5020 SERVICES	92,020.48	663,061.71	64	79,725.06	6	670,536.87	50	0.00	1,332,824.35	662,287.48
5050 INTEREST AND FISCAL CHARGES	0.00	3,106.25	2	0.00	0	1,575.00	1	0.00	183,150.00	181,575.00
8000 CAPITAL OUTLAY	0.00	450,010.00	100	5,965.63	41	13,180.23	91	0.00	14,429.00	1,248.77
TOTAL EXPENDITURES	185,011.54	1,982,278.32	67	207,995.71	7	1,676,665.58	58	0.00	2,871,736.00	1,195,070.42
OTHER FINANCING SOURCES (USES)										
7001 OTHER FINANCING USES	0.00	0.00	0	0.00	0	0.00	0	0.00	-2,050,000.00	-2,050,000.00
TOTAL OTHER FINANCING SOURCES (USES)	0.00	0.00		0.00		0.00		0.00	-2,050,000.00	-2,050,000.00
NET CHANGE IN FUND BALANCE	-125,800.58	-1,193,710.27		-164,882.64		-1,164,137.80		0.00	-3,871,736.00	-2,707,598.20



FUND DEPT 1080-072 : GENERAL CORPORATE - ADA COMPLIANCE

10/13/2024 9:09:59 AM

PERIOD ENDING 9/30/2024

	ACTUAL LAST YEAR			ACTUAL THIS YEAR				ENCUMBRANCE	BUDGET	UNENCUMBERED BALANCE
	CURRENT MONTH	YEAR TO DATE	%	CURRENT MONTH	%	YEAR TO DATE	%			
EXPENDITURES										
TOTAL EXPENDITURES	0.00	0.00	0	0.00	0	0.00	0	0.00	0.00	0.00
NET CHANGE IN FUND BALANCE	0.00	0.00		0.00		0.00		0.00	0.00	0.00



FUND DEPT 1080-075 : GENERAL CORPORATE - GENERAL COUNTY

10/13/2024 9:09:59 AM

PERIOD ENDING 9/30/2024

	ACTUAL LAST YEAR			ACTUAL THIS YEAR				ENCUMBRANCE	BUDGET	UNENCUMBERED BALANCE
	CURRENT MONTH	YEAR TO DATE	%	CURRENT MONTH	%	YEAR TO DATE	%			
REVENUES										
4001 PROPERTY TAX	5,980,751.98	15,468,517.85	93	5,988,312.19	34	16,900,303.83	95	0.00	17,825,667.00	925,363.17
4002 LOCAL SALES TAX	2,569.56	15,994.12	47	3,401.99	10	14,181.01	42	0.00	34,000.00	19,818.99
4003 OTHER TAXES	6,954.04	31,497.48	90	2,709.38	7	21,011.42	53	0.00	40,000.00	18,988.58
4004 INTERGOVERNMENTAL REVENUE	1,019,615.23	10,940,637.46	63	1,633,248.77	9	9,918,442.71	56	0.00	17,835,313.00	7,916,870.29
4007 CHARGES FOR SERVICES	0.00	-21,480.00	-72	0.00	0	0.00	0	0.00	0.00	0.00
4008 INVESTMENT EARNINGS	39,630.45	237,763.90	594	49,848.43	66	364,949.74	485	0.00	75,300.00	-289,649.74
TOTAL REVENUES	7,049,521.26	26,672,930.81	78	7,677,520.76	21	27,218,888.71	76	0.00	35,810,280.00	8,591,391.29
EXPENDITURES										
5003 FRINGE BENEFITS	235,101.47	2,199,606.68	59	3,165.00	0	1,833,277.53	42	0.00	4,375,000.00	2,541,722.47
5009 GEN GOV - FINANCIAL ADMIN	0.00	0.00	0	0.00	0	0.00	0	0.00	-606,931.00	-606,931.00
5010 COMMODITIES	0.00	0.00	0	0.00	0	0.00	0	0.00	716.05	716.05
5020 SERVICES	12,694.65	160,556.19	63	2,610.00	0	272,448.98	16	0.00	1,651,679.60	1,379,230.62
TOTAL EXPENDITURES	247,796.12	2,360,162.87	68	5,775.00	0	2,105,726.51	39	0.00	5,420,464.65	3,314,738.14
OTHER FINANCING SOURCES (USES)										
6001 OTHER FINANCING SOURCES	0.00	0.00	0	0.00	0	0.00	0	0.00	65,000.00	65,000.00
7001 OTHER FINANCING USES	0.00	0.00	0	0.00	0	0.00	0	0.00	-846,008.00	-846,008.00
TOTAL OTHER FINANCING SOURCES (USES)	0.00	0.00		0.00		0.00		0.00	-781,008.00	-781,008.00
NET CHANGE IN FUND BALANCE	6,801,725.14	24,312,767.94		7,671,745.76		25,113,162.20		0.00	29,608,807.35	4,495,645.15



FUND DEPT 1080-077 : GENERAL CORPORATE - ZONING AND ENFORCE (P&Z)

10/13/2024 9:09:59 AM

PERIOD ENDING 9/30/2024

	ACTUAL LAST YEAR			ACTUAL THIS YEAR				ENCUMBRANCE	BUDGET	UNENCUMBERED BALANCE
	CURRENT MONTH	YEAR TO DATE	%	CURRENT MONTH	%	YEAR TO DATE	%			
REVENUES										
4006 LICENSES AND PERMITS	15,693.00	66,106.00	30	3,425.00	2	220,469.00	100	0.00	220,231.00	-238.00
4007 CHARGES FOR SERVICES	400.00	34,205.00	404	700.00	5	35,909.00	235	0.00	15,303.00	-20,606.00
TOTAL REVENUES	16,093.00	100,311.00	44	4,125.00	2	256,378.00	109	0.00	235,534.00	-20,844.00
EXPENDITURES										
5001 SALARIES AND WAGES	28,572.72	257,731.00	51	27,649.44	5	254,347.94	48	0.00	527,516.00	273,168.06
5003 FRINGE BENEFITS	0.00	0.00	0	4,406.13	0	8,812.26	0	0.00	0.00	-8,812.26
5010 COMMODITIES	340.04	3,390.24	66	163.65	3	2,426.22	50	0.00	4,845.00	2,418.78
5020 SERVICES	571.53	9,676.80	47	167.44	1	9,815.44	44	0.00	22,157.00	12,341.56
TOTAL EXPENDITURES	29,484.29	270,798.04	51	32,386.66	6	275,401.86	50	0.00	554,518.00	279,116.14
NET CHANGE IN FUND BALANCE	-13,391.29	-170,487.04		-28,261.66		-19,023.86		0.00	-318,984.00	-299,960.14




FUND DEPT 1080-124 : GENERAL CORPORATE - REGIONAL OFFICE EDUCATION

10/13/2024 9:09:59 AM

PERIOD ENDING 9/30/2024

	ACTUAL LAST YEAR			ACTUAL THIS YEAR				ENCUMBRANCE	BUDGET	UNENCUMBERED BALANCE
	CURRENT MONTH	YEAR TO DATE	%	CURRENT MONTH	%	YEAR TO DATE	%			
EXPENDITURES										
5020 SERVICES	40,136.72	200,683.60	83	41,244.39	17	206,221.92	83	0.00	247,467.00	41,245.08
TOTAL EXPENDITURES	40,136.72	200,683.60	83	41,244.39	17	206,221.92	83	0.00	247,467.00	41,245.08
NET CHANGE IN FUND BALANCE	-40,136.72	-200,683.60		-41,244.39		-206,221.92		0.00	-247,467.00	-41,245.08



PERIOD ENDING 9/30/2024

	ACTUAL LAST YEAR			ACTUAL THIS YEAR				ENCUMBRANCE	BUDGET	UNENCUMBERED BALANCE
	CURRENT MONTH	YEAR TO DATE	%	CURRENT MONTH	%	YEAR TO DATE	%			
REVENUES										
4009 MISCELLANEOUS REVENUES	0.00	5,500.00	100	0.00	0	200.00	0	0.00	0.00	-200.00
TOTAL REVENUES	0.00	5,500.00	100	0.00	0	200.00	0	0.00	0.00	-200.00
EXPENDITURES										
5001 SALARIES AND WAGES	3,074.56	43,558.94	76	1,476.20	2	45,877.28	53	0.00	86,991.00	41,113.72
5003 FRINGE BENEFITS	0.00	0.00	0	112.92	0	4,643.23	20	0.00	22,876.00	18,232.77
5010 COMMODITIES	0.00	60.27	100	0.00	0	786.91	72	0.00	1,092.96	306.05
5020 SERVICES	8,124.17	62,129.72	71	8,570.03	7	62,868.95	52	0.00	122,006.04	59,137.09
TOTAL EXPENDITURES	11,198.73	105,748.93	73	10,159.15	4	114,176.37	49	0.00	232,966.00	118,789.63
NET CHANGE IN FUND BALANCE	-11,198.73	-100,248.93		-10,159.15		-113,976.37		0.00	-232,966.00	-118,989.63



FUND DEPT 1080-130 : GENERAL CORPORATE - CIRC CLK SUPPORT ENFORCE

10/13/2024 9:09:59 AM

PERIOD ENDING 9/30/2024

	ACTUAL LAST YEAR			ACTUAL THIS YEAR				ENCUMBRANCE	BUDGET	UNENCUMBERED BALANCE
	CURRENT MONTH	YEAR TO DATE	%	CURRENT MONTH	%	YEAR TO DATE	%			
REVENUES										
4004 INTERGOVERNMENTAL REVENUE	3,297.00	11,214.00	93	0.00	0	7,329.00	61	0.00	12,000.00	4,671.00
TOTAL REVENUES	3,297.00	11,214.00	93	0.00	0	7,329.00	61	0.00	12,000.00	4,671.00
EXPENDITURES										
5001 SALARIES AND WAGES	0.00	0.00	0	0.00	0	0.00	0	0.00	12,000.00	12,000.00
TOTAL EXPENDITURES	0.00	0.00	0	0.00	0	0.00	0	0.00	12,000.00	12,000.00
OTHER FINANCING SOURCES (USES)										
TOTAL OTHER FINANCING SOURCES (USES)	0.00	0.00		0.00		0.00		0.00	0.00	0.00
NET CHANGE IN FUND BALANCE	3,297.00	11,214.00		0.00		7,329.00		0.00	0.00	-7,329.00



FUND DEPT 1080-140 : GENERAL CORPORATE - CORRECTIONAL CENTER

10/13/2024 9:09:59 AM

PERIOD ENDING 9/30/2024

	ACTUAL LAST YEAR			ACTUAL THIS YEAR				ENCUMBRANCE	BUDGET	UNENCUMBERED BALANCE
	CURRENT MONTH	YEAR TO DATE	%	CURRENT MONTH	%	YEAR TO DATE	%			
REVENUES										
4004 INTERGOVERNMENTAL REVENUE	2,768.85	34,470.25	36	0.00	0	54,946.78	177	0.00	31,000.00	-23,946.78
4007 CHARGES FOR SERVICES	29,623.91	249,848.12	71	29,831.75	7	231,955.15	53	0.00	436,877.00	204,921.85
4009 MISCELLANEOUS REVENUES	6,199.16	36,341.62	69	4,125.72	7	52,026.64	91	0.00	57,000.00	4,973.36
TOTAL REVENUES	38,591.92	320,659.99	64	33,957.47	6	338,928.57	65	0.00	524,877.00	185,948.43
EXPENDITURES										
5001 SALARIES AND WAGES	271,928.54	2,580,594.12	64	335,001.46	8	2,976,083.68	69	0.00	4,307,916.00	1,331,832.32
5002 LAW ENFORCEMENT SALARIES	99,844.08	987,494.59	63	83,730.03	6	812,599.35	58	0.00	1,404,733.00	592,133.65
5003 FRINGE BENEFITS	0.00	0.00	0	59,177.71	0	119,434.75	0	0.00	0.00	-119,434.75
5010 COMMODITIES	81,698.69	543,139.65	89	44,126.07	6	453,422.64	62	0.00	731,388.00	277,965.36
5020 SERVICES	497,058.82	3,381,814.64	77	98,957.57	2	2,576,929.23	58	0.00	4,432,593.00	1,855,663.77
8000 CAPITAL OUTLAY	0.00	5,148.99	100	0.00	0	0.00	0	0.00	0.00	0.00
TOTAL EXPENDITURES	950,530.13	7,498,191.99	71	620,992.84	6	6,938,469.65	64	0.00	10,876,630.00	3,938,160.35
OTHER FINANCING SOURCES (USES)										
6001 OTHER FINANCING SOURCES	0.00	0.00	0	0.00	0	0.00	0	0.00	1,237,349.00	1,237,349.00
TOTAL OTHER FINANCING SOURCES (USES)	0.00	0.00		0.00		0.00		0.00	1,237,349.00	1,237,349.00
NET CHANGE IN FUND BALANCE	-911,938.21	-7,177,532.00		-587,035.37		-6,599,541.08		0.00	-9,114,404.00	-2,514,862.92



FUND DEPT 1080-141 : GENERAL CORPORATE - STS ATTY SUPPORT ENFORCE

10/13/2024 9:09:59 AM

PERIOD ENDING 9/30/2024

	ACTUAL LAST YEAR			ACTUAL THIS YEAR				ENCUMBRANCE	BUDGET	UNENCUMBERED BALANCE
	CURRENT MONTH	YEAR TO DATE	%	CURRENT MONTH	%	YEAR TO DATE	%			
REVENUES										
4004 INTERGOVERNMENTAL REVENUE	3,326.20	265,672.73	80	19,451.63	6	247,842.51	73	0.00	337,942.00	90,099.49
TOTAL REVENUES	3,326.20	265,672.73	80	19,451.63	6	247,842.51	73	0.00	337,942.00	90,099.49
EXPENDITURES										
5001 SALARIES AND WAGES	17,449.74	159,031.71	60	26,552.88	10	200,936.63	74	0.00	269,749.00	68,812.37
5003 FRINGE BENEFITS	5,310.13	50,226.08	56	8,118.11	8	64,684.54	63	0.00	103,264.00	38,579.46
5010 COMMODITIES	341.20	1,111.00	11	0.00	0	386.76	4	0.00	9,949.56	9,562.80
5020 SERVICES	41.68	995.42	3	1,560.90	34	1,894.77	41	0.00	4,570.44	2,675.67
TOTAL EXPENDITURES	23,142.75	211,364.21	54	36,231.89	9	267,902.70	69	0.00	387,533.00	119,630.30
NET CHANGE IN FUND BALANCE	-19,816.55	54,308.52		-16,780.26		-20,060.19		0.00	-49,591.00	-29,530.81




FUND DEPT 2060-100 : RPC - POLICE TRAINING - REGIONAL PLANNING COMMISSION

10/13/2024 9:09:59 AM

PERIOD ENDING 9/30/2024

	ACTUAL LAST YEAR			ACTUAL THIS YEAR				ENCUMBRANCE	BUDGET	UNENCUMBERED BALANCE
	CURRENT MONTH	YEAR TO DATE	%	CURRENT MONTH	%	YEAR TO DATE	%			
REVENUES										
4004 INTERGOVERNMENTAL REVENUE	0.00	0.00	0	114,438.10	12	368,979.80	40	0.00	918,099.17	549,119.37
4007 CHARGES FOR SERVICES	0.00	0.00	0	0.00	0	0.00	0	0.00	5,000.00	5,000.00
TOTAL REVENUES	0.00	0.00	0	114,438.10	12	368,979.80	40	0.00	923,099.17	554,119.37
EXPENDITURES										
5001 SALARIES AND WAGES	10,264.60	25,053.95	40	11,047.60	6	100,103.82	51	0.00	197,527.34	97,423.52
5003 FRINGE BENEFITS	2,105.11	5,672.20	40	2,399.27	2	21,322.62	22	0.00	97,139.95	75,817.33
5010 COMMODITIES	123.87	123.87	1	0.00	0	12,883.39	32	0.00	40,590.78	27,707.39
5020 SERVICES	11,054.10	22,343.36	17	12,180.26	4	164,839.99	58	0.00	284,209.02	119,369.03
5999 GEN GOV - CENTRAL ADMIN	0.00	0.00	0	4,507.42	6	12,395.41	16	0.00	77,182.58	64,787.17
8000 CAPITAL OUTLAY	0.00	0.00	0	0.00	0	30,246.00	70	0.00	43,400.00	13,154.00
TOTAL EXPENDITURES	23,547.68	53,193.38	24	30,134.55	4	341,791.23	46	0.00	740,049.67	398,258.44
OTHER FINANCING SOURCES (USES)										
6001 OTHER FINANCING SOURCES	0.00	0.00	0	0.00	0	303,061.01	123	0.00	246,619.83	-56,441.18
7001 OTHER FINANCING USES	0.00	0.00	0	0.00	0	-303,061.01	83	0.00	-365,734.33	-62,673.32
TOTAL OTHER FINANCING SOURCES (USES)	0.00	0.00		0.00		0.00		0.00	-119,114.50	-119,114.50
NET CHANGE IN FUND BALANCE	-23,547.68	-53,193.38		84,303.55		27,188.57		0.00	63,935.00	36,746.43



PERIOD ENDING 9/30/2024

	ACTUAL LAST YEAR			ACTUAL THIS YEAR				ENCUMBRANCE	BUDGET	UNENCUMBERED BALANCE
	CURRENT MONTH	YEAR TO DATE	%	CURRENT MONTH	%	YEAR TO DATE	%			
REVENUES										
4004 INTERGOVERNMENTAL REVENUE	794,762.51	13,729,880.98	44	1,024,158.88	4	10,368,181.63	44	0.00	23,762,811.00	13,394,629.37
4007 CHARGES FOR SERVICES	248,896.53	1,180,898.06	61	86,304.05	2	1,368,866.93	25	0.00	5,545,500.00	4,176,633.07
4008 INVESTMENT EARNINGS	9,935.76	56,079.18	110 0	8,003.97	20	70,139.19	175	0.00	40,000.00	-30,139.19
4009 MISCELLANEOUS REVENUES	0.00	23,230.26	27	3,513.00	6	7,261.68	12	0.00	61,025.00	53,763.32
TOTAL REVENUES	1,053,594.80	14,990,088.48	46	1,121,979.90	4	11,814,449.43	40	0.00	29,409,336.00	17,594,886.57
EXPENDITURES										
5001 SALARIES AND WAGES	337,263.22	4,048,437.47	51	378,765.21	6	3,530,476.99	52	0.00	6,730,119.62	3,199,642.63
5003 FRINGE BENEFITS	90,532.60	1,048,136.72	58	107,431.93	7	959,893.66	61	0.00	1,567,900.00	608,006.34
5010 COMMODITIES	15,933.47	154,920.90	26	15,389.41	3	98,728.20	19	0.00	511,410.54	412,682.34
5020 SERVICES	414,147.83	10,329,350.37	47	293,988.14	2	7,457,763.66	45	14,875.00	16,756,808.89	9,284,170.23
5999 GEN GOV - CENTRAL ADMIN	0.00	0.00	0	0.00	0	0.00	0	0.00	3,705,629.61	3,705,629.61
8000 CAPITAL OUTLAY	0.00	27,063.26	12	15,539.28	2	15,539.28	2	0.00	710,000.00	694,460.72
TOTAL EXPENDITURES	857,877.12	15,607,908.72	48	811,113.97	3	12,062,401.79	40	14,875.00	29,981,868.66	17,904,591.87
OTHER FINANCING SOURCES (USES)										
6001 OTHER FINANCING SOURCES	12,257.24	353,476.68	93	36,757.29	14	118,991.38	45	0.00	262,080.00	143,088.62
7001 OTHER FINANCING USES	-12,257.24	-335,378.37	68	-19,111.51	10	-98,512.07	54	0.00	-183,691.34	-85,179.27
TOTAL OTHER FINANCING SOURCES (USES)	0.00	18,098.31		17,645.78		20,479.31		0.00	78,388.66	57,909.35
NET CHANGE IN FUND BALANCE	195,717.68	-599,721.93		328,511.71		-227,473.05		-14,875.00	-494,144.00	-251,795.95



FUND DEPT 2076-010 : TORT IMMUNITY TAX FUND - COUNTY BOARD

10/13/2024 9:09:59 AM

PERIOD ENDING 9/30/2024

	ACTUAL LAST YEAR			ACTUAL THIS YEAR				ENCUMBRANCE	BUDGET	UNENCUMBERED BALANCE
	CURRENT MONTH	YEAR TO DATE	%	CURRENT MONTH	%	YEAR TO DATE	%			
EXPENDITURES										
5003 FRINGE BENEFITS	0.00	0.00	0	57.02	0	210.38	0	0.00	0.00	-210.38
TOTAL EXPENDITURES	0.00	0.00	0	57.02	0	210.38	0	0.00	0.00	-210.38
NET CHANGE IN FUND BALANCE	0.00	0.00		-57.02		-210.38		0.00	0.00	210.38




FUND DEPT 2076-011 : TORT IMMUNITY TAX FUND - SOLID WASTE MGMT

10/13/2024 9:09:59 AM

PERIOD ENDING 9/30/2024

	ACTUAL LAST YEAR			ACTUAL THIS YEAR				ENCUMBRANCE	BUDGET	UNENCUMBERED BALANCE
	CURRENT MONTH	YEAR TO DATE	%	CURRENT MONTH	%	YEAR TO DATE	%			
EXPENDITURES										
TOTAL EXPENDITURES	0.00	0.00	0	0.00	0	0.00	0	0.00	0.00	0.00
NET CHANGE IN FUND BALANCE	0.00	0.00		0.00		0.00		0.00	0.00	0.00



PERIOD ENDING 9/30/2024

	ACTUAL LAST YEAR			ACTUAL THIS YEAR				ENCUMBRANCE	BUDGET	UNENCUMBERED BALANCE
	CURRENT MONTH	YEAR TO DATE	%	CURRENT MONTH	%	YEAR TO DATE	%			
EXPENDITURES										
5003 FRINGE BENEFITS	0.00	0.00	0	218.67	0	871.91	0	0.00	0.00	-871.91
TOTAL EXPENDITURES	0.00	0.00	0	218.67	0	871.91	0	0.00	0.00	-871.91
NET CHANGE IN FUND BALANCE	0.00	0.00		-218.67		-871.91		0.00	0.00	871.91



FUND DEPT 2076-020 : TORT IMMUNITY TAX FUND - AUDITOR

10/13/2024 9:09:59 AM

PERIOD ENDING 9/30/2024

	ACTUAL LAST YEAR			ACTUAL THIS YEAR				ENCUMBRANCE	BUDGET	UNENCUMBERED BALANCE
	CURRENT MONTH	YEAR TO DATE	%	CURRENT MONTH	%	YEAR TO DATE	%			
EXPENDITURES										
5003 FRINGE BENEFITS	0.00	0.00	0	105.49	0	456.08	0	0.00	0.00	-456.08
TOTAL EXPENDITURES	0.00	0.00	0	105.49	0	456.08	0	0.00	0.00	-456.08
NET CHANGE IN FUND BALANCE	0.00	0.00		-105.49		-456.08		0.00	0.00	456.08



FUND DEPT 2076-021 : TORT IMMUNITY TAX FUND - BOARD OF REVIEW

10/13/2024 9:09:59 AM

PERIOD ENDING 9/30/2024

	ACTUAL LAST YEAR			ACTUAL THIS YEAR				ENCUMBRANCE	BUDGET	UNENCUMBERED BALANCE
	CURRENT MONTH	YEAR TO DATE	%	CURRENT MONTH	%	YEAR TO DATE	%			
EXPENDITURES										
5003 FRINGE BENEFITS	0.00	0.00	0	47.86	0	322.32	0	0.00	0.00	-322.32
TOTAL EXPENDITURES	0.00	0.00	0	47.86	0	322.32	0	0.00	0.00	-322.32
NET CHANGE IN FUND BALANCE	0.00	0.00		-47.86		-322.32		0.00	0.00	322.32



FUND DEPT 2076-022 : TORT IMMUNITY TAX FUND - COUNTY CLERK

10/13/2024 9:09:59 AM

PERIOD ENDING 9/30/2024

	ACTUAL LAST YEAR			ACTUAL THIS YEAR				ENCUMBRANCE	BUDGET	UNENCUMBERED BALANCE
	CURRENT MONTH	YEAR TO DATE	%	CURRENT MONTH	%	YEAR TO DATE	%			
EXPENDITURES										
5003 FRINGE BENEFITS	0.00	0.00	0	257.36	0	3,675.20	0	0.00	0.00	-3,675.20
TOTAL EXPENDITURES	0.00	0.00	0	257.36	0	3,675.20	0	0.00	0.00	-3,675.20
NET CHANGE IN FUND BALANCE	0.00	0.00		-257.36		-3,675.20		0.00	0.00	3,675.20



FUND DEPT 2076-023 : TORT IMMUNITY TAX FUND - RECORDER

10/13/2024 9:09:59 AM

PERIOD ENDING 9/30/2024

	ACTUAL LAST YEAR			ACTUAL THIS YEAR				ENCUMBRANCE	BUDGET	UNENCUMBERED BALANCE
	CURRENT MONTH	YEAR TO DATE	%	CURRENT MONTH	%	YEAR TO DATE	%			
EXPENDITURES										
5003 FRINGE BENEFITS	0.00	0.00	0	62.59	0	650.10	0	0.00	0.00	-650.10
TOTAL EXPENDITURES	0.00	0.00	0	62.59	0	650.10	0	0.00	0.00	-650.10
NET CHANGE IN FUND BALANCE	0.00	0.00		-62.59		-650.10		0.00	0.00	650.10



FUND DEPT 2076-025 : TORT IMMUNITY TAX FUND - SUPERVISOR OF ASSESSMENT

10/13/2024 9:09:59 AM

PERIOD ENDING 9/30/2024

	ACTUAL LAST YEAR			ACTUAL THIS YEAR				ENCUMBRANCE	BUDGET	UNENCUMBERED BALANCE
	CURRENT MONTH	YEAR TO DATE	%	CURRENT MONTH	%	YEAR TO DATE	%			
EXPENDITURES										
5003 FRINGE BENEFITS	0.00	0.00	0	120.17	0	1,057.75	0	0.00	0.00	-1,057.75
TOTAL EXPENDITURES	0.00	0.00	0	120.17	0	1,057.75	0	0.00	0.00	-1,057.75
NET CHANGE IN FUND BALANCE	0.00	0.00		-120.17		-1,057.75		0.00	0.00	1,057.75



FUND DEPT 2076-026 : TORT IMMUNITY TAX FUND - COUNTY TREASURER

10/13/2024 9:09:59 AM

PERIOD ENDING 9/30/2024

	ACTUAL LAST YEAR			ACTUAL THIS YEAR				ENCUMBRANCE	BUDGET	UNENCUMBERED BALANCE
	CURRENT MONTH	YEAR TO DATE	%	CURRENT MONTH	%	YEAR TO DATE	%			
EXPENDITURES										
5003 FRINGE BENEFITS	0.00	0.00	0	102.53	0	645.00	0	0.00	0.00	-645.00
TOTAL EXPENDITURES	0.00	0.00	0	102.53	0	645.00	0	0.00	0.00	-645.00
NET CHANGE IN FUND BALANCE	0.00	0.00		-102.53		-645.00		0.00	0.00	645.00



FUND DEPT 2076-028 : TORT IMMUNITY TAX FUND - INFORMATION TECHNOLOGY (IT)

10/13/2024 9:09:59 AM

PERIOD ENDING 9/30/2024

	ACTUAL LAST YEAR			ACTUAL THIS YEAR				ENCUMBRANCE	BUDGET	UNENCUMBERED BALANCE
	CURRENT MONTH	YEAR TO DATE	%	CURRENT MONTH	%	YEAR TO DATE	%			
EXPENDITURES										
5003 FRINGE BENEFITS	0.00	0.00	0	269.89	0	1,159.50	0	0.00	0.00	-1,159.50
TOTAL EXPENDITURES	0.00	0.00	0	269.89	0	1,159.50	0	0.00	0.00	-1,159.50
NET CHANGE IN FUND BALANCE	0.00	0.00		-269.89		-1,159.50		0.00	0.00	1,159.50



FUND DEPT 2076-030 : TORT IMMUNITY TAX FUND - CIRCUIT CLERK

10/13/2024 9:09:59 AM

PERIOD ENDING 9/30/2024

	ACTUAL LAST YEAR			ACTUAL THIS YEAR				ENCUMBRANCE	BUDGET	UNENCUMBERED BALANCE
	CURRENT MONTH	YEAR TO DATE	%	CURRENT MONTH	%	YEAR TO DATE	%			
EXPENDITURES										
5003 FRINGE BENEFITS	0.00	0.00	0	457.50	0	4,867.19	0	0.00	0.00	-4,867.19
TOTAL EXPENDITURES	0.00	0.00	0	457.50	0	4,867.19	0	0.00	0.00	-4,867.19
NET CHANGE IN FUND BALANCE	0.00	0.00		-457.50		-4,867.19		0.00	0.00	4,867.19



FUND DEPT 2076-031 : TORT IMMUNITY TAX FUND - CIRCUIT COURT

10/13/2024 9:09:59 AM

PERIOD ENDING 9/30/2024

	ACTUAL LAST YEAR			ACTUAL THIS YEAR				ENCUMBRANCE	BUDGET	UNENCUMBERED BALANCE
	CURRENT MONTH	YEAR TO DATE	%	CURRENT MONTH	%	YEAR TO DATE	%			
EXPENDITURES										
5003 FRINGE BENEFITS	0.00	0.00	0	265.06	0	1,837.13	0	0.00	0.00	-1,837.13
TOTAL EXPENDITURES	0.00	0.00	0	265.06	0	1,837.13	0	0.00	0.00	-1,837.13
NET CHANGE IN FUND BALANCE	0.00	0.00		-265.06		-1,837.13		0.00	0.00	1,837.13



FUND DEPT 2076-032 : TORT IMMUNITY TAX FUND - JURY COMMISSION

10/13/2024 9:09:59 AM

PERIOD ENDING 9/30/2024

	ACTUAL LAST YEAR			ACTUAL THIS YEAR				ENCUMBRANCE	BUDGET	UNENCUMBERED BALANCE
	CURRENT MONTH	YEAR TO DATE	%	CURRENT MONTH	%	YEAR TO DATE	%			
EXPENDITURES										
5003 FRINGE BENEFITS	0.00	0.00	0	17.56	0	146.17	0	0.00	0.00	-146.17
TOTAL EXPENDITURES	0.00	0.00	0	17.56	0	146.17	0	0.00	0.00	-146.17
NET CHANGE IN FUND BALANCE	0.00	0.00		-17.56		-146.17		0.00	0.00	146.17



FUND DEPT 2076-036 : TORT IMMUNITY TAX FUND - PUBLIC DEFENDER

10/13/2024 9:09:59 AM

PERIOD ENDING 9/30/2024

	ACTUAL LAST YEAR			ACTUAL THIS YEAR				ENCUMBRANCE	BUDGET	UNENCUMBERED BALANCE
	CURRENT MONTH	YEAR TO DATE	%	CURRENT MONTH	%	YEAR TO DATE	%			
EXPENDITURES										
5003 FRINGE BENEFITS	0.00	0.00	0	148.01	0	707.11	0	0.00	0.00	-707.11
TOTAL EXPENDITURES	0.00	0.00	0	148.01	0	707.11	0	0.00	0.00	-707.11
NET CHANGE IN FUND BALANCE	0.00	0.00		-148.01		-707.11		0.00	0.00	707.11



FUND DEPT 2076-040 : TORT IMMUNITY TAX FUND - SHERIFF

10/13/2024 9:09:59 AM

PERIOD ENDING 9/30/2024

	ACTUAL LAST YEAR			ACTUAL THIS YEAR				ENCUMBRANCE	BUDGET	UNENCUMBERED BALANCE
	CURRENT MONTH	YEAR TO DATE	%	CURRENT MONTH	%	YEAR TO DATE	%			
EXPENDITURES										
5003 FRINGE BENEFITS	0.00	0.00	0	25,139.84	0	81,102.13	0	0.00	0.00	-81,102.13
TOTAL EXPENDITURES	0.00	0.00	0	25,139.84	0	81,102.13	0	0.00	0.00	-81,102.13
NET CHANGE IN FUND BALANCE	0.00	0.00		-25,139.84		-81,102.13		0.00	0.00	81,102.13



FUND DEPT 2076-041 : TORT IMMUNITY TAX FUND - STATES ATTORNEY

10/13/2024 9:09:59 AM

PERIOD ENDING 9/30/2024

	ACTUAL LAST YEAR			ACTUAL THIS YEAR				ENCUMBRANCE	BUDGET	UNENCUMBERED BALANCE
	CURRENT MONTH	YEAR TO DATE	%	CURRENT MONTH	%	YEAR TO DATE	%			
EXPENDITURES										
5003 FRINGE BENEFITS	0.00	0.00	0	207.85	0	2,933.93	0	0.00	0.00	-2,933.93
TOTAL EXPENDITURES	0.00	0.00	0	207.85	0	2,933.93	0	0.00	0.00	-2,933.93
NET CHANGE IN FUND BALANCE	0.00	0.00		-207.85		-2,933.93		0.00	0.00	2,933.93



FUND DEPT 2076-042 : TORT IMMUNITY TAX FUND - CORONER

10/13/2024 9:09:59 AM


PERIOD ENDING 9/30/2024

	ACTUAL LAST YEAR			ACTUAL THIS YEAR				ENCUMBRANCE	BUDGET	UNENCUMBERED BALANCE
	CURRENT MONTH	YEAR TO DATE	%	CURRENT MONTH	%	YEAR TO DATE	%			
EXPENDITURES										
5003 FRINGE BENEFITS	0.00	0.00	0	187.13	0	839.86	0	0.00	0.00	-839.86
TOTAL EXPENDITURES	0.00	0.00	0	187.13	0	839.86	0	0.00	0.00	-839.86
NET CHANGE IN FUND BALANCE	0.00	0.00		-187.13		-839.86		0.00	0.00	839.86



PERIOD ENDING 9/30/2024

	ACTUAL LAST YEAR			ACTUAL THIS YEAR				ENCUMBRANCE	BUDGET	UNENCUMBERED BALANCE
	CURRENT MONTH	YEAR TO DATE	%	CURRENT MONTH	%	YEAR TO DATE	%			
EXPENDITURES										
5003 FRINGE BENEFITS	0.00	0.00	0	767.89	0	2,303.67	0	0.00	0.00	-2,303.67
TOTAL EXPENDITURES	0.00	0.00	0	767.89	0	2,303.67	0	0.00	0.00	-2,303.67
NET CHANGE IN FUND BALANCE	0.00	0.00		-767.89		-2,303.67		0.00	0.00	2,303.67




FUND DEPT 2076-051 : TORT IMMUNITY TAX FUND - JUVENILE DETENTION CENTER

10/13/2024 9:09:59 AM

PERIOD ENDING 9/30/2024

	ACTUAL LAST YEAR			ACTUAL THIS YEAR				ENCUMBRANCE	BUDGET	UNENCUMBERED BALANCE
	CURRENT MONTH	YEAR TO DATE	%	CURRENT MONTH	%	YEAR TO DATE	%			
EXPENDITURES										
5003 FRINGE BENEFITS	0.00	0.00	0	7,685.74	0	24,216.80	0	0.00	0.00	-24,216.80
TOTAL EXPENDITURES	0.00	0.00	0	7,685.74	0	24,216.80	0	0.00	0.00	-24,216.80
NET CHANGE IN FUND BALANCE	0.00	0.00		-7,685.74		-24,216.80		0.00	0.00	24,216.80




FUND DEPT 2076-052 : TORT IMMUNITY TAX FUND - COURT SERVICES -PROBATION

10/13/2024 9:09:59 AM

PERIOD ENDING 9/30/2024

	ACTUAL LAST YEAR			ACTUAL THIS YEAR				ENCUMBRANCE	BUDGET	UNENCUMBERED BALANCE
	CURRENT MONTH	YEAR TO DATE	%	CURRENT MONTH	%	YEAR TO DATE	%			
EXPENDITURES										
5003 FRINGE BENEFITS	0.00	0.00	0	8,977.75	0	28,093.39	0	0.00	0.00	-28,093.39
TOTAL EXPENDITURES	0.00	0.00	0	8,977.75	0	28,093.39	0	0.00	0.00	-28,093.39
NET CHANGE IN FUND BALANCE	0.00	0.00		-8,977.75		-28,093.39		0.00	0.00	28,093.39



FUND DEPT 2076-057 : TORT IMMUNITY TAX FUND - DEPUTY SHERIFF MERIT COMM

10/13/2024 9:09:59 AM

PERIOD ENDING 9/30/2024

	ACTUAL LAST YEAR			ACTUAL THIS YEAR				ENCUMBRANCE	BUDGET	UNENCUMBERED BALANCE
	CURRENT MONTH	YEAR TO DATE	%	CURRENT MONTH	%	YEAR TO DATE	%			
EXPENDITURES										
TOTAL EXPENDITURES	0.00	0.00	0	0.00	0	0.00	0	0.00	0.00	0.00
NET CHANGE IN FUND BALANCE	0.00	0.00		0.00		0.00		0.00	0.00	0.00



FUND DEPT 2076-071 : TORT IMMUNITY TAX FUND - PUBLIC PROP (PHYS, PLNT, FAC)

10/13/2024 9:09:59 AM

PERIOD ENDING 9/30/2024

	ACTUAL LAST YEAR			ACTUAL THIS YEAR				ENCUMBRANCE	BUDGET	UNENCUMBERED BALANCE
	CURRENT MONTH	YEAR TO DATE	%	CURRENT MONTH	%	YEAR TO DATE	%			
EXPENDITURES										
5003 FRINGE BENEFITS	0.00	0.00	0	11,614.15	0	37,408.14	0	0.00	0.00	-37,408.14
TOTAL EXPENDITURES	0.00	0.00	0	11,614.15	0	37,408.14	0	0.00	0.00	-37,408.14
NET CHANGE IN FUND BALANCE	0.00	0.00		-11,614.15		-37,408.14		0.00	0.00	37,408.14



FUND DEPT 2076-075 : TORT IMMUNITY TAX FUND - GENERAL COUNTY

10/13/2024 9:09:59 AM

PERIOD ENDING 9/30/2024

	ACTUAL LAST YEAR			ACTUAL THIS YEAR				ENCUMBRANCE	BUDGET	UNENCUMBERED BALANCE
	CURRENT MONTH	YEAR TO DATE	%	CURRENT MONTH	%	YEAR TO DATE	%			
REVENUES										
4001 PROPERTY TAX	975,842.27	2,523,902.13	93	973,998.23	34	2,748,832.32	95	0.00	2,896,732.00	147,899.68
4008 INVESTMENT EARNINGS	4,697.19	19,613.31	0	8,141.21	81	47,494.55	475	0.00	10,000.00	-37,494.55
TOTAL REVENUES	980,539.46	2,543,515.44	93	982,139.44	34	2,796,326.87	96	0.00	2,906,732.00	110,405.13
EXPENDITURES										
5003 FRINGE BENEFITS	80,796.11	794,202.57	68	0.00	0	557,594.32	40	0.00	1,390,000.00	832,405.68
5020 SERVICES	0.00	0.00	0	0.00	0	1,375.00	0	0.00	1,500,000.00	1,498,625.00
TOTAL EXPENDITURES	80,796.11	794,202.57	31	0.00	0	558,969.32	19	0.00	2,890,000.00	2,331,030.68
OTHER FINANCING SOURCES (USES)										
TOTAL OTHER FINANCING SOURCES (USES)	0.00	0.00		0.00		0.00		0.00	0.00	0.00
NET CHANGE IN FUND BALANCE	899,743.35	1,749,312.87		982,139.44		2,237,357.55		0.00	16,732.00	-2,220,625.55



FUND DEPT 2076-077 : TORT IMMUNITY TAX FUND - ZONING AND ENFORCE (P&Z)

10/13/2024 9:09:59 AM

PERIOD ENDING 9/30/2024

	ACTUAL LAST YEAR			ACTUAL THIS YEAR				ENCUMBRANCE	BUDGET	UNENCUMBERED BALANCE
	CURRENT MONTH	YEAR TO DATE	%	CURRENT MONTH	%	YEAR TO DATE	%			
EXPENDITURES										
5003 FRINGE BENEFITS	0.00	0.00	0	115.76	0	787.68	0	0.00	0.00	-787.68
TOTAL EXPENDITURES	0.00	0.00	0	115.76	0	787.68	0	0.00	0.00	-787.68
NET CHANGE IN FUND BALANCE	0.00	0.00		-115.76		-787.68		0.00	0.00	787.68



FUND DEPT 2076-127 : TORT IMMUNITY TAX FUND - VETERANS ASSISTNC COMMISSN

10/13/2024 9:09:59 AM

PERIOD ENDING 9/30/2024

	ACTUAL LAST YEAR			ACTUAL THIS YEAR				ENCUMBRANCE	BUDGET	UNENCUMBERED BALANCE
	CURRENT MONTH	YEAR TO DATE	%	CURRENT MONTH	%	YEAR TO DATE	%			
EXPENDITURES										
5003 FRINGE BENEFITS	0.00	0.00	0	14.14	0	344.19	0	0.00	0.00	-344.19
TOTAL EXPENDITURES	0.00	0.00	0	14.14	0	344.19	0	0.00	0.00	-344.19
NET CHANGE IN FUND BALANCE	0.00	0.00		-14.14		-344.19		0.00	0.00	344.19



PERIOD ENDING 9/30/2024

	ACTUAL LAST YEAR			ACTUAL THIS YEAR				ENCUMBRANCE	BUDGET	UNENCUMBERED BALANCE
	CURRENT MONTH	YEAR TO DATE	%	CURRENT MONTH	%	YEAR TO DATE	%			
EXPENDITURES										
TOTAL EXPENDITURES	0.00	0.00	0	0.00	0	0.00	0	0.00	0.00	0.00
NET CHANGE IN FUND BALANCE	0.00	0.00		0.00		0.00		0.00	0.00	0.00



FUND DEPT 2076-140 : TORT IMMUNITY TAX FUND - CORRECTIONAL CENTER

10/13/2024 9:09:59 AM

PERIOD ENDING 9/30/2024

	ACTUAL LAST YEAR			ACTUAL THIS YEAR				ENCUMBRANCE	BUDGET	UNENCUMBERED BALANCE
	CURRENT MONTH	YEAR TO DATE	%	CURRENT MONTH	%	YEAR TO DATE	%			
EXPENDITURES										
5003 FRINGE BENEFITS	0.00	0.00	0	21,316.29	0	68,757.95	0	0.00	0.00	-68,757.95
TOTAL EXPENDITURES	0.00	0.00	0	21,316.29	0	68,757.95	0	0.00	0.00	-68,757.95
NET CHANGE IN FUND BALANCE	0.00	0.00		-21,316.29		-68,757.95		0.00	0.00	68,757.95



FUND DEPT 2083-060 : COUNTY HIGHWAY - HIGHWAY

10/13/2024 9:09:59 AM

PERIOD ENDING 9/30/2024

	ACTUAL LAST YEAR			ACTUAL THIS YEAR				ENCUMBRANCE	BUDGET	UNENCUMBERED BALANCE
	CURRENT MONTH	YEAR TO DATE	%	CURRENT MONTH	%	YEAR TO DATE	%			
REVENUES										
4001 PROPERTY TAX	1,140,543.18	2,949,884.06	93	1,138,143.11	34	3,212,084.51	95	0.00	3,384,576.00	172,491.49
4004 INTERGOVERNMENTAL REVENUE	-6,090.70	156,777.75	63	0.00	0	-5,876.56	-2	0.00	250,000.00	255,876.56
4007 CHARGES FOR SERVICES	27,697.54	207,238.99	37	30,235.07	5	175,773.44	32	0.00	555,000.00	379,226.56
4008 INVESTMENT EARNINGS	7,953.27	-163,192.51	408	-421,561.03	-703	-325,714.20	-543	0.00	60,000.00	385,714.20
			0							
4009 MISCELLANEOUS REVENUES	398.00	2,342.40	0	0.00	0	52,662.33	0	0.00	0.00	-52,662.33
TOTAL REVENUES	1,170,501.29	3,153,050.69	79	746,817.15	18	3,108,929.52	73	0.00	4,249,576.00	1,140,646.48
EXPENDITURES										
5001 SALARIES AND WAGES	109,968.52	1,108,681.03	67	102,520.01	6	1,047,904.77	62	0.00	1,690,422.00	642,517.23
5003 FRINGE BENEFITS	34,012.41	333,012.93	61	34,653.27	5	324,123.23	50	0.00	646,670.00	322,546.77
5010 COMMODITIES	27,685.05	170,661.94	53	26,622.62	5	418,167.39	74	0.00	567,700.00	149,532.61
5020 SERVICES	45,450.13	356,461.61	52	4,653.22	1	198,615.15	44	0.00	455,754.00	257,138.85
8000 CAPITAL OUTLAY	10,141.48	729,189.96	76	0.00	0	346,375.34	43	18,100.00	811,030.00	446,554.66
TOTAL EXPENDITURES	227,257.59	2,698,007.47	65	168,449.12	4	2,335,185.88	56	18,100.00	4,171,576.00	1,818,290.12
OTHER FINANCING SOURCES (USES)										
6001 OTHER FINANCING SOURCES	0.00	0.00	0	0.00	0	0.00	0	0.00	50,000.00	50,000.00
7001 OTHER FINANCING USES	0.00	-120,000.00	100	0.00	0	-128,000.00	100	0.00	-128,000.00	0.00
TOTAL OTHER FINANCING SOURCES (USES)	0.00	-120,000.00		0.00		-128,000.00		0.00	-78,000.00	50,000.00
NET CHANGE IN FUND BALANCE	943,243.70	335,043.22		578,368.03		645,743.64		-18,100.00	0.00	-627,643.64



FUND DEPT 2083-062 : COUNTY HIGHWAY - HIGHWAY BUILDING CAPITAL

10/13/2024 9:09:59 AM

PERIOD ENDING 9/30/2024

	ACTUAL LAST YEAR			ACTUAL THIS YEAR				ENCUMBRANCE	BUDGET	UNENCUMBERED BALANCE
	CURRENT MONTH	YEAR TO DATE	%	CURRENT MONTH	%	YEAR TO DATE	%			
REVENUES										
TOTAL REVENUES	0.00	0.00	0	0.00	0	0.00	0	0.00	0.00	0.00
EXPENDITURES										
5020 SERVICES	0.00	0.00	0	0.00	0	0.00	0	0.00	25,000.00	25,000.00
8000 CAPITAL OUTLAY	0.00	0.00	0	0.00	0	0.00	0	0.00	275,000.00	275,000.00
TOTAL EXPENDITURES	0.00	0.00	0	0.00	0	0.00	0	0.00	300,000.00	300,000.00
OTHER FINANCING SOURCES (USES)										
6001 OTHER FINANCING SOURCES	0.00	120,000.00	100	0.00	0	128,000.00	100	0.00	128,000.00	0.00
TOTAL OTHER FINANCING SOURCES (USES)	0.00	120,000.00		0.00		128,000.00		0.00	128,000.00	0.00
NET CHANGE IN FUND BALANCE	0.00	120,000.00		0.00		128,000.00		0.00	-172,000.00	-300,000.00



FUND DEPT 2084-060 : COUNTY BRIDGE - HIGHWAY

10/13/2024 9:09:59 AM

PERIOD ENDING 9/30/2024

	ACTUAL LAST YEAR			ACTUAL THIS YEAR				ENCUMBRANCE	BUDGET	UNENCUMBERED BALANCE
	CURRENT MONTH	YEAR TO DATE	%	CURRENT MONTH	%	YEAR TO DATE	%			
REVENUES										
4001 PROPERTY TAX	572,033.92	1,479,499.18	93	571,767.19	34	1,613,649.84	95	0.00	1,697,636.00	83,986.16
4008 INVESTMENT EARNINGS			-		-					
	4,832.59	-81,753.22	817	-362,487.22	120	-288,272.10	-961	0.00	30,000.00	318,272.10
			5		8					
4009 MISCELLANEOUS REVENUES	0.00	4,490.00	0	0.00	0	5,500.00	110	0.00	5,000.00	-500.00
TOTAL REVENUES	576,866.51	1,402,235.96	88	209,279.97	12	1,330,877.74	77	0.00	1,732,636.00	401,758.26
EXPENDITURES										
5020 SERVICES	10,148.38	178,227.56	71	12,582.48	4	78,858.26	26	0.00	300,000.00	221,141.74
8000 CAPITAL OUTLAY	0.00	874,386.41	65	23,112.75	2	44,980.58	3	0.00	1,432,636.00	1,387,655.42
TOTAL EXPENDITURES	10,148.38	1,052,613.97	66	35,695.23	2	123,838.84	7	0.00	1,732,636.00	1,608,797.16
OTHER FINANCING SOURCES (USES)										
TOTAL OTHER FINANCING SOURCES (USES)	0.00	0.00		0.00		0.00		0.00	0.00	0.00
NET CHANGE IN FUND BALANCE	566,718.13	349,621.99		173,584.74		1,207,038.90		0.00	0.00	-1,207,038.90



FUND DEPT 2085-060 : COUNTY MOTOR FUEL TAX - HIGHWAY

10/13/2024 9:09:59 AM

PERIOD ENDING 9/30/2024

	ACTUAL LAST YEAR			ACTUAL THIS YEAR				ENCUMBRANCE	BUDGET	UNENCUMBERED BALANCE
	CURRENT MONTH	YEAR TO DATE	%	CURRENT MONTH	%	YEAR TO DATE	%			
REVENUES										
4004 INTERGOVERNMENTAL REVENUE	425,797.28	2,612,648.89	72	371,563.66	10	2,746,051.04	77	0.00	3,587,200.00	841,148.96
4007 CHARGES FOR SERVICES	0.00	0.00	0	0.00	0	0.00	0	0.00	2,000.00	2,000.00
4008 INVESTMENT EARNINGS			-							
	32,545.04	-698,448.35	698	-1,170,386.43	-468	-873,976.93	-350	0.00	250,000.00	1,123,976.93
			4							
4009 MISCELLANEOUS REVENUES	0.00	145.45	0	0.00	0	7,632.80	0	0.00	0.00	-7,632.80
TOTAL REVENUES	458,342.32	1,914,345.99	53	-798,822.77	-21	1,879,706.91	49	0.00	3,839,200.00	1,959,493.09
EXPENDITURES										
5001 SALARIES AND WAGES	13,928.08	131,860.42	73	14,318.68	8	135,571.12	73	0.00	185,229.00	49,657.88
5010 COMMODITIES	0.00	0.00	0	2,748.09	0	225,879.30	25	0.00	900,000.00	674,120.70
5020 SERVICES	18,010.43	609,127.29	40	143,109.83	19	320,905.75	44	0.00	735,000.00	414,094.25
8000 CAPITAL OUTLAY	2,903,476.79	2,968,210.79	49	28,152.70	1	1,124,014.78	56	0.00	2,000,000.00	875,985.22
TOTAL EXPENDITURES	2,935,415.30	3,709,198.50	47	188,329.30	5	1,806,370.95	47	0.00	3,820,229.00	2,013,858.05
NET CHANGE IN FUND BALANCE	-2,477,072.98	-1,794,852.51		-987,152.07		73,335.96		0.00	18,971.00	-54,364.96



FUND DEPT 2088-044 : ILL.MUNICIPAL RETIREMENT - NURSING HOME

10/13/2024 9:09:59 AM

PERIOD ENDING 9/30/2024

	ACTUAL LAST YEAR			ACTUAL THIS YEAR				ENCUMBRANCE	BUDGET	UNENCUMBERED BALANCE
	CURRENT MONTH	YEAR TO DATE	%	CURRENT MONTH	%	YEAR TO DATE	%			
EXPENDITURES										
TOTAL EXPENDITURES	0.00	0.00	0	0.00	0	0.00	0	0.00	0.00	0.00
OTHER FINANCING SOURCES (USES)										
TOTAL OTHER FINANCING SOURCES (USES)	0.00	0.00		0.00		0.00		0.00	0.00	0.00
NET CHANGE IN FUND BALANCE	0.00	0.00		0.00		0.00		0.00	0.00	0.00



FUND DEPT 2088-073 : ILL.MUNICIPAL RETIREMENT - ILL.MUNICIPAL RETIREMENT

10/13/2024 9:09:59 AM

PERIOD ENDING 9/30/2024

	ACTUAL LAST YEAR			ACTUAL THIS YEAR				ENCUMBRANCE	BUDGET	UNENCUMBERED BALANCE
	CURRENT MONTH	YEAR TO DATE	%	CURRENT MONTH	%	YEAR TO DATE	%			
REVENUES										
4001 PROPERTY TAX	731,425.76	1,891,747.95	93	678,188.83	34	1,913,994.64	95	0.00	2,019,440.00	105,445.36
4004 INTERGOVERNMENTAL REVENUE	0.00	124,000.00	100	0.00	0	0.00	0	0.00	124,000.00	124,000.00
4008 INVESTMENT EARNINGS	4,078.07	27,503.72	550 1	6,305.37	42	54,721.74	365	0.00	15,000.00	-39,721.74
TOTAL REVENUES	735,503.83	2,043,251.67	94	684,494.20	32	1,968,716.38	91	0.00	2,158,440.00	189,723.62
EXPENDITURES										
5003 FRINGE BENEFITS	130,438.90	1,665,956.29	77	146,083.01	7	1,261,127.12	58	0.00	2,163,962.00	902,834.88
TOTAL EXPENDITURES	130,438.90	1,665,956.29	77	146,083.01	7	1,261,127.12	58	0.00	2,163,962.00	902,834.88
OTHER FINANCING SOURCES (USES)										
6001 OTHER FINANCING SOURCES	0.00	0.00	0	0.00	0	0.00	0	0.00	6,556.00	6,556.00
TOTAL OTHER FINANCING SOURCES (USES)	0.00	0.00		0.00		0.00		0.00	6,556.00	6,556.00
NET CHANGE IN FUND BALANCE	605,064.93	377,295.38		538,411.19		707,589.26		0.00	1,034.00	-706,555.26



FUND DEPT 2089-018 : COUNTY PUBLIC HEALTH FUND - C-U PUBLIC HEALTH DISTRCT

10/13/2024 9:09:59 AM

PERIOD ENDING 9/30/2024

	ACTUAL LAST YEAR			ACTUAL THIS YEAR				ENCUMBRANCE	BUDGET	UNENCUMBERED BALANCE
	CURRENT MONTH	YEAR TO DATE	%	CURRENT MONTH	%	YEAR TO DATE	%			
REVENUES										
4001 PROPERTY TAX	302,435.30	782,214.36	92	300,822.41	33	848,987.36	94	0.00	898,763.00	49,775.64
TOTAL REVENUES	302,435.30	782,214.36	92	300,822.41	33	848,987.36	94	0.00	898,763.00	49,775.64
EXPENDITURES										
5020 SERVICES	301,945.56	782,964.20	92	45,428.41	5	547,660.53	61	0.00	898,763.00	351,102.47
TOTAL EXPENDITURES	301,945.56	782,964.20	92	45,428.41	5	547,660.53	61	0.00	898,763.00	351,102.47
NET CHANGE IN FUND BALANCE	489.74	-749.84		255,394.00		301,326.83		0.00	0.00	-301,326.83




FUND DEPT 2089-049 : COUNTY PUBLIC HEALTH FUND - BOARD OF HEALTH

10/13/2024 9:09:59 AM

PERIOD ENDING 9/30/2024

	ACTUAL LAST YEAR			ACTUAL THIS YEAR				ENCUMBRANCE	BUDGET	UNENCUMBERED BALANCE
	CURRENT MONTH	YEAR TO DATE	%	CURRENT MONTH	%	YEAR TO DATE	%			
REVENUES										
4001 PROPERTY TAX	237,724.19	614,846.47	92	238,479.16	34	673,037.54	95	0.00	705,538.00	32,500.46
4004 INTERGOVERNMENTAL REVENUE	557.59	221,993.17	48	225.00	0	185,642.39	52	0.00	356,651.00	171,008.61
4006 LICENSES AND PERMITS	4,869.00	125,367.50	93	3,598.00	3	122,326.50	93	0.00	131,611.00	9,284.50
4008 INVESTMENT EARNINGS	1,666.04	10,292.46	588	2,825.95	71	20,682.10	517	0.00	4,000.00	-16,682.10
4009 MISCELLANEOUS REVENUES	7,499.93	8,567.11	139 5	0.00	0	8,383.62	391 8	0.00	214.00	-8,169.62
TOTAL REVENUES	252,316.75	981,066.71	77	245,128.11	20	1,010,072.15	84	0.00	1,198,014.00	187,941.85
EXPENDITURES										
5020 SERVICES	82,866.81	740,904.71	55	163,559.17	13	771,999.44	59	0.00	1,307,263.98	535,264.54
TOTAL EXPENDITURES	82,866.81	740,904.71	55	163,559.17	13	771,999.44	59	0.00	1,307,263.98	535,264.54
OTHER FINANCING SOURCES (USES)										
TOTAL OTHER FINANCING SOURCES (USES)	0.00	0.00		0.00		0.00		0.00	0.00	0.00
NET CHANGE IN FUND BALANCE	169,449.94	240,162.00		81,568.94		238,072.71		0.00	-109,249.98	-347,322.69



FUND DEPT 2090-053 : MENTAL HEALTH - MENTAL HEALTH BOARD

10/13/2024 9:09:59 AM

PERIOD ENDING 9/30/2024

	ACTUAL LAST YEAR			ACTUAL THIS YEAR				ENCUMBRANCE	BUDGET	UNENCUMBERED BALANCE
	CURRENT MONTH	YEAR TO DATE	%	CURRENT MONTH	%	YEAR TO DATE	%			
REVENUES										
4001 PROPERTY TAX	2,126,993.85	5,501,224.23	93	2,121,151.36	34	5,986,344.98	95	0.00	6,311,236.00	324,891.02
4004 INTERGOVERNMENTAL REVENUE	67,852.00	339,260.00	83	35,447.00	8	319,023.00	75	0.00	425,371.00	106,348.00
4008 INVESTMENT EARNINGS	8,217.90	46,816.59	156 1	10,990.97	20	72,985.59	130	0.00	56,268.00	-16,717.59
4009 MISCELLANEOUS REVENUES	3,149.00	18,555.00	44	4,065.00	9	17,091.78	38	0.00	45,000.00	27,908.22
TOTAL REVENUES	2,206,212.75	5,905,855.82	93	2,171,654.33	32	6,395,445.35	94	0.00	6,837,875.00	442,429.65
EXPENDITURES										
5001 SALARIES AND WAGES	36,554.18	340,183.88	71	38,258.04	8	356,016.66	71	0.00	501,828.00	145,811.34
5003 FRINGE BENEFITS	8,405.40	78,342.55	62	8,381.54	6	73,873.32	51	0.00	144,555.00	70,681.68
5010 COMMODITIES	1,213.88	9,182.62	43	2,067.05	11	9,939.29	54	0.00	18,485.00	8,545.71
5020 SERVICES	453,039.28	4,159,185.06	74	444,000.45	7	4,677,959.07	76	0.00	6,166,007.00	1,488,047.93
TOTAL EXPENDITURES	499,212.74	4,586,894.11	74	492,707.08	7	5,117,788.34	75	0.00	6,830,875.00	1,713,086.66
OTHER FINANCING SOURCES (USES)										
7001 OTHER FINANCING USES	0.00	-127,535.00	88	0.00	0	0.00	0	0.00	-7,000.00	-7,000.00
TOTAL OTHER FINANCING SOURCES (USES)	0.00	-127,535.00		0.00		0.00		0.00	-7,000.00	-7,000.00
NET CHANGE IN FUND BALANCE	1,707,000.01	1,191,426.71		1,678,947.25		1,277,657.01		0.00	0.00	-1,277,657.01



FUND DEPT 2091-047 : ANIMAL CONTROL - ANIMAL CONTROL ADMIN

10/13/2024 9:09:59 AM

PERIOD ENDING 9/30/2024

	ACTUAL LAST YEAR			ACTUAL THIS YEAR				ENCUMBRANCE	BUDGET	UNENCUMBERED BALANCE
	CURRENT MONTH	YEAR TO DATE	%	CURRENT MONTH	%	YEAR TO DATE	%			
REVENUES										
4006 LICENSES AND PERMITS	37,836.00	141,421.00	42	59,483.00	18	199,105.00	59	0.00	335,000.00	135,895.00
4008 INVESTMENT EARNINGS	1,284.61	9,016.49	902	1,712.65	171	17,586.90	175 9	0.00	1,000.00	-16,586.90
4009 MISCELLANEOUS REVENUES	1,069.00	1,069.00	0	0.00	0	5.00	0	0.00	0.00	-5.00
TOTAL REVENUES	40,189.61	151,506.49	45	61,195.65	18	216,696.90	64	0.00	336,000.00	119,303.10
EXPENDITURES										
5001 SALARIES AND WAGES	14,208.02	126,854.37	77	13,784.20	9	136,704.78	94	0.00	146,169.00	9,464.22
5003 FRINGE BENEFITS	3,699.83	28,122.98	42	4,022.78	9	36,141.62	77	0.00	46,971.00	10,829.38
5010 COMMODITIES	100.20	9,825.40	65	1,033.67	16	5,496.21	84	0.00	6,552.80	1,056.59
5020 SERVICES	853.85	8,830.82	22	0.00	0	5,095.38	62	0.00	8,178.81	3,083.43
TOTAL EXPENDITURES	18,861.90	173,633.57	61	18,840.65	9	183,437.99	88	0.00	207,871.61	24,433.62
OTHER FINANCING SOURCES (USES)										
TOTAL OTHER FINANCING SOURCES (USES)	0.00	0.00		0.00		0.00		0.00	0.00	0.00
NET CHANGE IN FUND BALANCE	21,327.71	-22,127.08		42,355.00		33,258.91		0.00	128,128.39	94,869.48



FUND DEPT 2091-247 : ANIMAL CONTROL - ANIMAL WARDEN SERVICES

10/13/2024 9:09:59 AM

PERIOD ENDING 9/30/2024

	ACTUAL LAST YEAR			ACTUAL THIS YEAR				ENCUMBRANCE	BUDGET	UNENCUMBERED BALANCE
	CURRENT MONTH	YEAR TO DATE	%	CURRENT MONTH	%	YEAR TO DATE	%			
REVENUES										
4004 INTERGOVERNMENTAL REVENUE	84,101.60	201,232.45	107	52,859.38	27	164,252.59	85	0.00	192,995.00	28,742.41
4005 FINES AND FORFEITURES	600.00	4,900.00	45	25.00	0	1,700.00	17	0.00	10,000.00	8,300.00
TOTAL REVENUES	84,701.60	206,132.45	103	52,884.38	26	165,952.59	82	0.00	202,995.00	37,042.41
EXPENDITURES										
5001 SALARIES AND WAGES	10,904.15	60,213.21	43	9,527.50	7	89,776.81	69	0.00	129,457.73	39,680.92
5003 FRINGE BENEFITS	1,477.54	8,191.78	14	3,327.18	6	28,170.24	49	0.00	57,683.00	29,512.76
5010 COMMODITIES	4,659.28	17,701.73	68	2,090.46	11	18,664.00	95	542.37	19,586.05	379.68
5020 SERVICES	1,994.21	14,359.03	58	1,353.35	9	8,844.40	62	1,224.00	14,266.95	4,198.55
8000 CAPITAL OUTLAY	0.00	0.00	0	0.00	0	0.00	0	21,562.16	21,562.16	0.00
TOTAL EXPENDITURES	19,035.18	100,465.75	39	16,298.49	7	145,455.45	60	23,328.53	242,555.89	73,771.91
NET CHANGE IN FUND BALANCE	65,666.42	105,666.70		36,585.89		20,497.14		-23,328.53	-39,560.89	-36,729.50



FUND DEPT 2091-248 : ANIMAL CONTROL - ANIMAL IMPOUND SERVICES

10/13/2024 9:09:59 AM

PERIOD ENDING 9/30/2024

	ACTUAL LAST YEAR			ACTUAL THIS YEAR				ENCUMBRANCE	BUDGET	UNENCUMBERED BALANCE
	CURRENT MONTH	YEAR TO DATE	%	CURRENT MONTH	%	YEAR TO DATE	%			
REVENUES										
4004 INTERGOVERNMENTAL REVENUE	55,149.20	99,079.49	41	34,564.49	14	94,698.02	38	0.00	248,345.00	153,646.98
4005 FINES AND FORFEITURES	1,157.00	12,579.00	84	50.00	0	7,850.00	52	0.00	15,000.00	7,150.00
4009 MISCELLANEOUS REVENUES	122.00	122.00	0	416.00	0	4,930.00	0	0.00	0.00	-4,930.00
TOTAL REVENUES	56,428.20	111,780.49	43	35,030.49	13	107,478.02	41	0.00	263,345.00	155,866.98
EXPENDITURES										
5001 SALARIES AND WAGES	10,899.07	100,317.72	63	11,685.16	6	102,583.18	50	0.00	205,045.27	102,462.09
5003 FRINGE BENEFITS	1,598.02	19,669.69	38	2,688.03	3	16,670.95	21	0.00	80,480.00	63,809.05
5010 COMMODITIES	3,673.74	32,678.93	97	3,103.32	7	44,850.27	99	0.00	45,532.43	682.16
5020 SERVICES	4,094.97	19,026.44	121	1,490.58	8	18,208.54	96	0.00	19,060.80	852.26
8000 CAPITAL OUTLAY	0.00	0.00	0	0.00	0	0.00	0	0.00	150,000.00	150,000.00
TOTAL EXPENDITURES	20,265.80	171,692.78	66	18,967.09	4	182,312.94	36	0.00	500,118.50	317,805.56
NET CHANGE IN FUND BALANCE	36,162.40	-59,912.29		16,063.40		-74,834.92		0.00	-236,773.50	-161,938.58



FUND DEPT 2092-074 : LAW LIBRARY - LAW LIBRARY

10/13/2024 9:09:59 AM

PERIOD ENDING 9/30/2024

	ACTUAL LAST YEAR			ACTUAL THIS YEAR				ENCUMBRANCE	BUDGET	UNENCUMBERED BALANCE
	CURRENT MONTH	YEAR TO DATE	%	CURRENT MONTH	%	YEAR TO DATE	%			
REVENUES										
4007 CHARGES FOR SERVICES	9,809.00	58,484.25	84	11,288.00	13	68,187.00	80	0.00	85,000.00	16,813.00
4008 INVESTMENT EARNINGS	438.75	2,798.64	279 9	739.34	25	5,879.49	196	0.00	3,000.00	-2,879.49
4009 MISCELLANEOUS REVENUES	0.00	560.00	0	0.00	0	415.00	0	0.00	0.00	-415.00
TOTAL REVENUES	10,247.75	61,842.89	88	12,027.34	14	74,481.49	85	0.00	88,000.00	13,518.51
EXPENDITURES										
5003 FRINGE BENEFITS	0.00	0.00	0	468.38	3	1,756.43	10	0.00	17,025.00	15,268.57
5010 COMMODITIES	3,662.33	22,339.17	91	2,898.55	11	20,865.40	81	0.00	25,759.00	4,893.60
5020 SERVICES	2,568.75	15,967.78	42	399.50	1	15,853.73	44	0.00	35,826.00	19,972.27
TOTAL EXPENDITURES	6,231.08	38,306.95	61	3,766.43	5	38,475.56	49	0.00	78,610.00	40,134.44
OTHER FINANCING SOURCES (USES)										
TOTAL OTHER FINANCING SOURCES (USES)	0.00	0.00		0.00		0.00		0.00	0.00	0.00
NET CHANGE IN FUND BALANCE	4,016.67	23,535.94		8,260.91		36,005.93		0.00	9,390.00	-26,615.93



FUND DEPT 2093-031 : FORECLOSURE MEDIATION FND - CIRCUIT COURT

10/13/2024 9:09:59 AM

PERIOD ENDING 9/30/2024

	ACTUAL LAST YEAR			ACTUAL THIS YEAR				ENCUMBRANCE	BUDGET	UNENCUMBERED BALANCE
	CURRENT MONTH	YEAR TO DATE	%	CURRENT MONTH	%	YEAR TO DATE	%			
REVENUES										
4007 CHARGES FOR SERVICES	300.00	4,150.00	42	1,500.00	15	8,600.00	86	0.00	10,000.00	1,400.00
4008 INVESTMENT EARNINGS	95.86	313.34	783	181.34	73	1,416.51	567	0.00	250.00	-1,166.51
TOTAL REVENUES	395.86	4,463.34	44	1,681.34	16	10,016.51	98	0.00	10,250.00	233.49
EXPENDITURES										
5010 COMMODITIES	0.00	0.00	0	0.00	0	0.00	0	0.00	100.00	100.00
5020 SERVICES	7.52	67.47	1	7.38	0	217.62	4	0.00	5,250.00	5,032.38
TOTAL EXPENDITURES	7.52	67.47	1	7.38	0	217.62	4	0.00	5,350.00	5,132.38
OTHER FINANCING SOURCES (USES)										
6001 OTHER FINANCING SOURCES	0.00	19,900.00	0	0.00	0	0.00	0	0.00	0.00	0.00
TOTAL OTHER FINANCING SOURCES (USES)	0.00	19,900.00		0.00		0.00		0.00	0.00	0.00
NET CHANGE IN FUND BALANCE	388.34	24,295.87		1,673.96		9,798.89		0.00	4,900.00	-4,898.89



FUND DEPT 2101-054 : I/DD SPECIAL INITIATIVES - CILA PROJECT

10/13/2024 9:09:59 AM

PERIOD ENDING 9/30/2024

	ACTUAL LAST YEAR			ACTUAL THIS YEAR				ENCUMBRANCE	BUDGET	UNENCUMBERED BALANCE
	CURRENT MONTH	YEAR TO DATE	%	CURRENT MONTH	%	YEAR TO DATE	%			
REVENUES										
4008 INVESTMENT EARNINGS	1,979.57	14,204.08	142 0	1,840.39	31	18,377.31	306	0.00	6,000.00	-12,377.31
TOTAL REVENUES	1,979.57	14,204.08	142 0	1,840.39	31	18,377.31	306	0.00	6,000.00	-12,377.31
EXPENDITURES										
5010 COMMODITIES	0.00	0.00	0	0.00	0	0.00	0	0.00	5,063.00	5,063.00
5020 SERVICES	23,833.00	71,499.00	21	19,336.00	5	201,010.00	50	0.00	400,937.00	199,927.00
TOTAL EXPENDITURES	23,833.00	71,499.00	20	19,336.00	5	201,010.00	50	0.00	406,000.00	204,990.00
OTHER FINANCING SOURCES (USES)										
6001 OTHER FINANCING SOURCES	0.00	50,000.00	100	0.00	0	0.00	0	0.00	0.00	0.00
TOTAL OTHER FINANCING SOURCES (USES)	0.00	50,000.00		0.00		0.00		0.00	0.00	0.00
NET CHANGE IN FUND BALANCE	-21,853.43	-7,294.92		-17,495.61		-182,632.69		0.00	-400,000.00	-217,367.31



FUND DEPT 2103-060 : HWY FED AID MATCHING FUND - HIGHWAY

10/13/2024 9:09:59 AM

PERIOD ENDING 9/30/2024

	ACTUAL LAST YEAR			ACTUAL THIS YEAR				ENCUMBRANCE	BUDGET	UNENCUMBERED BALANCE
	CURRENT MONTH	YEAR TO DATE	%	CURRENT MONTH	%	YEAR TO DATE	%			
REVENUES										
4001 PROPERTY TAX	47,821.49	123,686.05	96	48,698.44	34	137,437.46	97	0.00	142,025.00	4,587.54
4008 INVESTMENT EARNINGS	1,497.62	-30,842.50	411	-80,405.60	-536	-61,254.11	-408	0.00	15,000.00	76,254.11
			2							
TOTAL REVENUES	49,319.11	92,843.55	72	-31,707.16	-20	76,183.35	49	0.00	157,025.00	80,841.65
EXPENDITURES										
TOTAL EXPENDITURES	0.00	0.00	0	0.00	0	0.00	0	0.00	0.00	0.00
OTHER FINANCING SOURCES (USES)										
TOTAL OTHER FINANCING SOURCES (USES)	0.00	0.00		0.00		0.00		0.00	0.00	0.00
NET CHANGE IN FUND BALANCE	49,319.11	92,843.55		-31,707.16		76,183.35		0.00	157,025.00	80,841.65



FUND DEPT 2104-104 : EARLY CHILDHOOD FUND - EARLY CHILDHOOD DEVELOPMENT

10/13/2024 9:09:59 AM

PERIOD ENDING 9/30/2024

	ACTUAL LAST YEAR			ACTUAL THIS YEAR				ENCUMBRANCE	BUDGET	UNENCUMBERED BALANCE
	CURRENT MONTH	YEAR TO DATE	%	CURRENT MONTH	%	YEAR TO DATE	%			
REVENUES										
4004 INTERGOVERNMENTAL REVENUE	767,319.72	8,552,595.55	66	1,062,421.11	6	9,335,034.50	54	0.00	17,150,570.00	7,815,535.50
4007 CHARGES FOR SERVICES	6,300.00	229,584.50	177	7,397.50	6	59,942.50	47	0.00	128,000.00	68,057.50
4008 INVESTMENT EARNINGS	12,431.17	134,985.45	270 0	12,775.91	17	120,183.07	160	0.00	75,000.00	-45,183.07
4009 MISCELLANEOUS REVENUES	0.00	3,042.44	6	909.15	0	3,345.42	2	0.00	210,000.00	206,654.58
TOTAL REVENUES	786,050.89	8,920,207.94	67	1,083,503.67	6	9,518,505.49	54	0.00	17,563,570.00	8,045,064.51
EXPENDITURES										
5001 SALARIES AND WAGES	341,207.00	4,125,812.12	65	510,450.84	6	5,169,321.90	61	0.00	8,493,034.06	3,323,712.16
5003 FRINGE BENEFITS	95,704.76	1,067,392.48	54	136,681.83	5	1,248,136.52	46	0.00	2,717,598.51	1,469,461.99
5010 COMMODITIES	70,399.32	537,605.47	63	83,078.15	5	633,967.00	39	10,515.00	1,639,872.69	995,390.69
5020 SERVICES	167,161.54	1,871,030.75	65	115,820.93	2	1,781,749.12	29	7,325.00	6,193,076.74	4,404,002.62
8000 CAPITAL OUTLAY	0.00	375,571.83	92	0.00	0	0.00	0	0.00	294,988.00	294,988.00
TOTAL EXPENDITURES	674,472.62	7,977,412.65	64	846,031.75	4	8,833,174.54	46	17,840.00	19,338,570.00	10,487,555.46
OTHER FINANCING SOURCES (USES)										
7001 OTHER FINANCING USES	0.00	0.00	0	0.00	0	0.00	0	0.00	-725,000.00	-725,000.00
TOTAL OTHER FINANCING SOURCES (USES)	0.00	0.00		0.00		0.00		0.00	-725,000.00	-725,000.00
NET CHANGE IN FUND BALANCE	111,578.27	942,795.29		237,471.92		685,330.95		-17,840.00	-2,500,000.00	-3,167,490.95




FUND DEPT 2106-010 : PUBL SAFETY SALES TAX FND - COUNTY BOARD

10/13/2024 9:09:59 AM

PERIOD ENDING 9/30/2024

	ACTUAL LAST YEAR			ACTUAL THIS YEAR				ENCUMBRANCE	BUDGET	UNENCUMBERED BALANCE
	CURRENT MONTH	YEAR TO DATE	%	CURRENT MONTH	%	YEAR TO DATE	%			
REVENUES										
4002 LOCAL SALES TAX	308,735.08	1,619,836.94	47	320,350.25	9	1,774,339.56	48	0.00	3,726,358.00	1,952,018.44
4008 INVESTMENT EARNINGS	18,946.73	108,300.14	216 6	30,918.15	77	252,093.67	630	0.00	40,000.00	-212,093.67
TOTAL REVENUES	327,681.81	1,728,137.08	50	351,268.40	9	2,026,433.23	54	0.00	3,766,358.00	1,739,924.77
EXPENDITURES										
5002 LAW ENFORCEMENT SALARIES	0.00	0.00	0	0.00	0	26,251.50	25	0.00	105,006.00	78,754.50
5003 FRINGE BENEFITS	0.00	0.00	0	0.00	0	3,750.00	25	0.00	15,000.00	11,250.00
5010 COMMODITIES	0.00	0.00	0	2,304.62	6	34,741.25	97	0.00	36,000.00	1,258.75
5020 SERVICES	150,941.91	736,875.99	73	173,798.91	14	941,551.68	77	0.00	1,216,500.00	274,948.32
TOTAL EXPENDITURES	150,941.91	736,875.99	73	176,103.53	13	1,006,294.43	73	0.00	1,372,506.00	366,211.57
OTHER FINANCING SOURCES (USES)										
7001 OTHER FINANCING USES	0.00	0.00	0	0.00	0	0.00	0	0.00	-2,025,358.00	-2,025,358.00
TOTAL OTHER FINANCING SOURCES (USES)	0.00	0.00		0.00		0.00		0.00	-2,025,358.00	-2,025,358.00
NET CHANGE IN FUND BALANCE	176,739.90	991,261.09		175,164.87		1,020,138.80		0.00	368,494.00	-651,644.80



FUND DEPT 2106-013 : PUBL SAFETY SALES TAX FND - DEBT SERVICE

10/13/2024 9:09:59 AM

PERIOD ENDING 9/30/2024

	ACTUAL LAST YEAR			ACTUAL THIS YEAR				ENCUMBRANCE	BUDGET	UNENCUMBERED BALANCE
	CURRENT MONTH	YEAR TO DATE	%	CURRENT MONTH	%	YEAR TO DATE	%			
REVENUES										
4002 LOCAL SALES TAX	262,466.00	1,574,796.00	50	253,171.00	8	1,519,026.00	50	0.00	3,056,642.00	1,537,616.00
TOTAL REVENUES	262,466.00	1,574,796.00	50	253,171.00	8	1,519,026.00	50	0.00	3,056,642.00	1,537,616.00
EXPENDITURES										
5050 INTEREST AND FISCAL CHARGES	0.00	668,720.03	22	0.00	0	608,320.95	20	0.00	3,056,642.00	2,448,321.05
TOTAL EXPENDITURES	0.00	668,720.03	22	0.00	0	608,320.95	20	0.00	3,056,642.00	2,448,321.05
NET CHANGE IN FUND BALANCE	262,466.00	906,075.97		253,171.00		910,705.05		0.00	0.00	-910,705.05



FUND DEPT 2106-060 : PUBL SAFETY SALES TAX FND - HIGHWAY

10/13/2024 9:09:59 AM


PERIOD ENDING 9/30/2024

	ACTUAL LAST YEAR			ACTUAL THIS YEAR				ENCUMBRANCE	BUDGET	UNENCUMBERED BALANCE
	CURRENT MONTH	YEAR TO DATE	%	CURRENT MONTH	%	YEAR TO DATE	%			
REVENUES										
TOTAL REVENUES	0.00	0.00	0	0.00	0	0.00	0	0.00	0.00	0.00
NET CHANGE IN FUND BALANCE	0.00	0.00		0.00		0.00		0.00	0.00	0.00



PERIOD ENDING 9/30/2024

	ACTUAL LAST YEAR			ACTUAL THIS YEAR				ENCUMBRANCE	BUDGET	UNENCUMBERED BALANCE
	CURRENT MONTH	YEAR TO DATE	%	CURRENT MONTH	%	YEAR TO DATE	%			
EXPENDITURES										
5020 SERVICES	0.00	30,832.68	14	0.00	0	137,682.68	89	0.00	155,000.00	17,317.32
TOTAL EXPENDITURES	0.00	30,832.68	14	0.00	0	137,682.68	89	0.00	155,000.00	17,317.32
NET CHANGE IN FUND BALANCE	0.00	-30,832.68		0.00		-137,682.68		0.00	-155,000.00	-17,317.32



FUND DEPT 2106-237 : PUBL SAFETY SALES TAX FND - DELINQ PREVENTION GRANTS

10/13/2024 9:09:59 AM

PERIOD ENDING 9/30/2024

	ACTUAL LAST YEAR			ACTUAL THIS YEAR				ENCUMBRANCE	BUDGET	UNENCUMBERED BALANCE
	CURRENT MONTH	YEAR TO DATE	%	CURRENT MONTH	%	YEAR TO DATE	%			
EXPENDITURES										
5020 SERVICES	26,666.66	266,666.60	83	27,708.33	8	277,083.30	83	0.00	332,500.00	55,416.70
TOTAL EXPENDITURES	26,666.66	266,666.60	83	27,708.33	8	277,083.30	83	0.00	332,500.00	55,416.70
NET CHANGE IN FUND BALANCE	-26,666.66	-266,666.60		-27,708.33		-277,083.30		0.00	-332,500.00	-55,416.70



FUND DEPT 2107-010 : GEOGRAPHIC INF SYS FUND (GIS) - COUNTY BOARD

10/13/2024 9:09:59 AM

PERIOD ENDING 9/30/2024

	ACTUAL LAST YEAR			ACTUAL THIS YEAR				ENCUMBRANCE	BUDGET	UNENCUMBERED BALANCE
	CURRENT MONTH	YEAR TO DATE	%	CURRENT MONTH	%	YEAR TO DATE	%			
REVENUES										
4007 CHARGES FOR SERVICES	30,059.00	178,686.00	54	24,165.00	9	175,600.00	67	0.00	263,000.00	87,400.00
4008 INVESTMENT EARNINGS	1,164.75	8,119.91	812	1,386.17	28	13,043.62	261	0.00	5,000.00	-8,043.62
TOTAL REVENUES	31,223.75	186,805.91	56	25,551.17	10	188,643.62	70	0.00	268,000.00	79,356.38
EXPENDITURES										
5020 SERVICES	0.00	176,241.00	53	0.00	0	180,940.00	53	0.00	343,025.00	162,085.00
TOTAL EXPENDITURES	0.00	176,241.00	53	0.00	0	180,940.00	53	0.00	343,025.00	162,085.00
NET CHANGE IN FUND BALANCE	31,223.75	10,564.91		25,551.17		7,703.62		0.00	-75,025.00	-82,728.62




FUND DEPT 2108-050 : DEVLPMNTL DISABILITY FUND - DEVL MNTL DISABILITY BOARD

10/13/2024 9:09:59 AM


PERIOD ENDING 9/30/2024

	ACTUAL LAST YEAR			ACTUAL THIS YEAR				ENCUMBRANCE	BUDGET	UNENCUMBERED BALANCE
	CURRENT MONTH	YEAR TO DATE	%	CURRENT MONTH	%	YEAR TO DATE	%			
REVENUES										
4001 PROPERTY TAX	1,748,000.80	4,521,002.57	93	1,742,375.91	34	4,917,359.28	95	0.00	5,188,983.00	271,623.72
4008 INVESTMENT EARNINGS	7,083.53	38,975.81	194.9	11,588.91	26	77,137.54	172	0.00	44,834.00	-32,303.54
4009 MISCELLANEOUS REVENUES	0.00	1,537.00	31	0.00	0	0.00	0	0.00	5,000.00	5,000.00
TOTAL REVENUES	1,755,084.33	4,561,515.38	94	1,753,964.82	33	4,994,496.82	95	0.00	5,238,817.00	244,320.18
EXPENDITURES										
5020 SERVICES	435,791.00	3,509,254.00	73	447,676.00	9	3,695,555.00	70	0.00	5,245,817.00	1,550,262.00
TOTAL EXPENDITURES	435,791.00	3,509,254.00	73	447,676.00	9	3,695,555.00	70	0.00	5,245,817.00	1,550,262.00
OTHER FINANCING SOURCES (USES)										
6001 OTHER FINANCING SOURCES	0.00	0.00	0	0.00	0	0.00	0	0.00	7,000.00	7,000.00
7001 OTHER FINANCING USES	0.00	-50,000.00	100	0.00	0	0.00	0	0.00	0.00	0.00
TOTAL OTHER FINANCING SOURCES (USES)	0.00	-50,000.00		0.00		0.00		0.00	7,000.00	7,000.00
NET CHANGE IN FUND BALANCE	1,319,293.33	1,002,261.38		1,306,288.82		1,298,941.82		0.00	0.00	-1,298,941.82



PERIOD ENDING 9/30/2024

	ACTUAL LAST YEAR			ACTUAL THIS YEAR				ENCUMBRANCE	BUDGET	UNENCUMBERED BALANCE
	CURRENT MONTH	YEAR TO DATE	%	CURRENT MONTH	%	YEAR TO DATE	%			
REVENUES										
4004 INTERGOVERNMENTAL REVENUE	0.00	0.00	0	611,107.57	3	2,362,168.47	13	0.00	18,880,000.00	16,517,831.53
4007 CHARGES FOR SERVICES	0.00	0.00	0	0.00	0	3,482.14	0	0.00	0.00	-3,482.14
TOTAL REVENUES	0.00	0.00	0	611,107.57	3	2,365,650.61	13	0.00	18,880,000.00	16,514,349.39
EXPENDITURES										
5001 SALARIES AND WAGES	83,809.41	243,017.04	12	115,488.81	5	1,000,408.12	40	0.00	2,532,400.00	1,531,991.88
5003 FRINGE BENEFITS	13,840.02	40,078.28	7	22,702.77	3	193,611.86	27	0.00	723,700.00	530,088.14
5010 COMMODITIES	1,825.09	63,650.03	35	12,920.72	6	122,078.77	56	0.00	218,100.00	96,021.23
5020 SERVICES	116,996.38	232,352.67	11	173,018.40	6	1,620,924.26	56	0.00	2,896,700.00	1,275,775.74
8000 CAPITAL OUTLAY	9,212.00	258,557.26	41	0.00	0	0.00	0	0.00	12,509,100.00	12,509,100.00
TOTAL EXPENDITURES	225,682.90	837,655.28	15	324,130.70	2	2,937,023.01	16	0.00	18,880,000.00	15,942,976.99
OTHER FINANCING SOURCES (USES)										
TOTAL OTHER FINANCING SOURCES (USES)	0.00	0.00		0.00		0.00		0.00	0.00	0.00
NET CHANGE IN FUND BALANCE	-225,682.90	-837,655.28		286,976.87		-571,372.40		0.00	0.00	571,372.40




FUND DEPT 2110-110 : WORKFORCE DEVELOPMENT FND - WORKFORCE DEVELOPMENT

10/13/2024 9:09:59 AM

PERIOD ENDING 9/30/2024

	ACTUAL LAST YEAR			ACTUAL THIS YEAR				ENCUMBRANCE	BUDGET	UNENCUMBERED BALANCE
	CURRENT MONTH	YEAR TO DATE	%	CURRENT MONTH	%	YEAR TO DATE	%			
REVENUES										
4004 INTERGOVERNMENTAL REVENUE	136,548.47	1,672,674.27	62	2,818.57	0	1,673,223.91	45	0.00	3,678,000.00	2,004,776.09
4007 CHARGES FOR SERVICES	13,868.06	133,661.28	97	22,661.78	7	136,516.14	42	0.00	326,000.00	189,483.86
TOTAL REVENUES	150,416.53	1,806,335.55	64	25,480.35	1	1,809,740.05	45	0.00	4,004,000.00	2,194,259.95
EXPENDITURES										
5001 SALARIES AND WAGES	49,832.13	501,147.86	71	72,750.42	7	557,884.79	52	0.00	1,080,000.00	522,115.21
5003 FRINGE BENEFITS	13,759.39	125,810.10	44	16,733.68	5	136,513.46	39	0.00	353,866.40	217,352.94
5010 COMMODITIES	3,885.06	23,498.09	21	3,487.48	2	25,042.07	17	0.00	144,650.00	119,607.93
5020 SERVICES	114,179.85	1,325,212.93	77	121,342.39	5	1,248,151.12	47	0.00	2,668,483.60	1,420,332.48
TOTAL EXPENDITURES	181,656.43	1,975,668.98	70	214,313.97	5	1,967,591.44	46	0.00	4,247,000.00	2,279,408.56
OTHER FINANCING SOURCES (USES)										
TOTAL OTHER FINANCING SOURCES (USES)	0.00	0.00		0.00		0.00		0.00	0.00	0.00
NET CHANGE IN FUND BALANCE	-31,239.90	-169,333.43		-188,833.62		-157,851.39		0.00	-243,000.00	-85,148.61



FUND DEPT 2120-060 : HWY IDOT REBUILD GRANT - HIGHWAY

10/13/2024 9:09:59 AM

PERIOD ENDING 9/30/2024

	ACTUAL LAST YEAR			ACTUAL THIS YEAR				ENCUMBRANCE	BUDGET	UNENCUMBERED BALANCE
	CURRENT MONTH	YEAR TO DATE	%	CURRENT MONTH	%	YEAR TO DATE	%			
REVENUES										
TOTAL REVENUES	0.00	0.00	0	0.00	0	0.00	0	0.00	0.00	0.00
EXPENDITURES										
8000 CAPITAL OUTLAY	589,719.38	1,388,824.55	56	0.00	0	0.00	0	0.00	0.00	0.00
TOTAL EXPENDITURES	589,719.38	1,388,824.55	56	0.00	0	0.00	0	0.00	0.00	0.00
NET CHANGE IN FUND BALANCE	-589,719.38	-1,388,824.55		0.00		0.00		0.00	0.00	0.00



FUND DEPT 2121-060 : TWP IDOT REBUILD GRANT - HIGHWAY

10/13/2024 9:09:59 AM

PERIOD ENDING 9/30/2024

	ACTUAL LAST YEAR			ACTUAL THIS YEAR				ENCUMBRANCE	BUDGET	UNENCUMBERED BALANCE
	CURRENT MONTH	YEAR TO DATE	%	CURRENT MONTH	%	YEAR TO DATE	%			
REVENUES										
TOTAL REVENUES	0.00	0.00	0	0.00	0	0.00	0	0.00	0.00	0.00
EXPENDITURES										
5020 SERVICES	18,474.59	1,749,095.87	35	0.00	0	0.00	0	0.00	0.00	0.00
TOTAL EXPENDITURES	18,474.59	1,749,095.87	35	0.00	0	0.00	0	0.00	0.00	0.00
NET CHANGE IN FUND BALANCE	-18,474.59	-1,749,095.87		0.00		0.00		0.00	0.00	0.00



FUND DEPT 2188-044 : SOCIAL SECURITY FUND - NURSING HOME

10/13/2024 9:09:59 AM

PERIOD ENDING 9/30/2024

	ACTUAL LAST YEAR			ACTUAL THIS YEAR				ENCUMBRANCE	BUDGET	UNENCUMBERED BALANCE
	CURRENT MONTH	YEAR TO DATE	%	CURRENT MONTH	%	YEAR TO DATE	%			
EXPENDITURES										
TOTAL EXPENDITURES	0.00	0.00	0	0.00	0	0.00	0	0.00	0.00	0.00
OTHER FINANCING SOURCES (USES)										
TOTAL OTHER FINANCING SOURCES (USES)	0.00	0.00		0.00		0.00		0.00	0.00	0.00
NET CHANGE IN FUND BALANCE	0.00	0.00		0.00		0.00		0.00	0.00	0.00



FUND DEPT 2188-075 : SOCIAL SECURITY FUND - GENERAL COUNTY

10/13/2024 9:09:59 AM

PERIOD ENDING 9/30/2024

	ACTUAL LAST YEAR			ACTUAL THIS YEAR				ENCUMBRANCE	BUDGET	UNENCUMBERED BALANCE
	CURRENT MONTH	YEAR TO DATE	%	CURRENT MONTH	%	YEAR TO DATE	%			
REVENUES										
4001 PROPERTY TAX	724,351.83	1,873,452.67	93	757,550.88	34	2,137,971.42	95	0.00	2,253,250.00	115,278.58
4008 INVESTMENT EARNINGS	3,284.32	16,733.79	185 9	3,742.14	42	20,428.89	227	0.00	9,000.00	-11,428.89
4009 MISCELLANEOUS REVENUES	0.00	0.01	0	0.00	0	0.00	0	0.00	0.00	0.00
TOTAL REVENUES	727,636.15	1,890,186.47	94	761,293.02	34	2,158,400.31	95	0.00	2,262,250.00	103,849.69
EXPENDITURES										
5003 FRINGE BENEFITS	147,334.56	1,342,762.39	67	157,848.37	7	1,432,592.90	63	0.00	2,262,250.00	829,657.10
TOTAL EXPENDITURES	147,334.56	1,342,762.39	67	157,848.37	7	1,432,592.90	63	0.00	2,262,250.00	829,657.10
OTHER FINANCING SOURCES (USES)										
TOTAL OTHER FINANCING SOURCES (USES)	0.00	0.00		0.00		0.00		0.00	0.00	0.00
NET CHANGE IN FUND BALANCE	580,301.59	547,424.08		603,444.65		725,807.41		0.00	0.00	-725,807.41




FUND DEPT 2474-474 : RPC USDA REVOLVING LOANS - RPC USDA REVOLVING LOANS

10/13/2024 9:09:59 AM

PERIOD ENDING 9/30/2024

	ACTUAL LAST YEAR			ACTUAL THIS YEAR				ENCUMBRANCE	BUDGET	UNENCUMBERED BALANCE
	CURRENT MONTH	YEAR TO DATE	%	CURRENT MONTH	%	YEAR TO DATE	%			
REVENUES										
4008 INVESTMENT EARNINGS	960.57	8,964.57	60	1,163.99	8	8,288.75	55	0.00	15,040.00	6,751.25
TOTAL REVENUES	960.57	8,964.57	60	1,163.99	8	8,288.75	55	0.00	15,040.00	6,751.25
EXPENDITURES										
5020 SERVICES	31,838.00	31,838.00	91	0.00	0	0.00	0	0.00	35,000.00	35,000.00
TOTAL EXPENDITURES	31,838.00	31,838.00	91	0.00	0	0.00	0	0.00	35,000.00	35,000.00
OTHER FINANCING SOURCES (USES)										
7001 OTHER FINANCING USES	0.00	-1,000.13	14	0.00	0	-2,142.00	27	0.00	-8,000.00	-5,858.00
TOTAL OTHER FINANCING SOURCES (USES)	0.00	-1,000.13		0.00		-2,142.00		0.00	-8,000.00	-5,858.00
NET CHANGE IN FUND BALANCE	-30,877.43	-23,873.56		1,163.99		6,146.75		0.00	-27,960.00	-34,106.75



FUND DEPT 2475-475 : RPC ECON DEVELOPMNT LOANS - RPC ECON DEVELOPMNT LOANS

10/13/2024 9:09:59 AM

PERIOD ENDING 9/30/2024

	ACTUAL LAST YEAR			ACTUAL THIS YEAR				ENCUMBRANCE	BUDGET	UNENCUMBERED BALANCE
	CURRENT MONTH	YEAR TO DATE	%	CURRENT MONTH	%	YEAR TO DATE	%			
REVENUES										
4008 INVESTMENT EARNINGS	8,023.26	150,754.68	182	9,780.46	13	126,185.49	166	0.00	76,000.00	-50,185.49
TOTAL REVENUES	8,023.26	150,754.68	182	9,780.46	13	126,185.49	166	0.00	76,000.00	-50,185.49
EXPENDITURES										
5020 SERVICES	0.00	1,727,748.63	92	0.00	0	0.00	0	0.00	80,000.00	80,000.00
TOTAL EXPENDITURES	0.00	1,727,748.63	92	0.00	0	0.00	0	0.00	80,000.00	80,000.00
OTHER FINANCING SOURCES (USES)										
6001 OTHER FINANCING SOURCES	0.00	0.00	0	0.00	0	0.00	0	0.00	100,000.00	100,000.00
7001 OTHER FINANCING USES	0.00	-6,744.33	9	-17,645.78	13	-18,337.31	13	0.00	-140,000.00	-121,662.69
TOTAL OTHER FINANCING SOURCES (USES)	0.00	-6,744.33		-17,645.78		-18,337.31		0.00	-40,000.00	-21,662.69
NET CHANGE IN FUND BALANCE	8,023.26	-1,583,738.28		-7,865.32		107,848.18		0.00	-44,000.00	-151,848.18



FUND DEPT 2500-031 : COUNTY GRANT FUND - CIRCUIT COURT

10/13/2024 9:09:59 AM

PERIOD ENDING 9/30/2024

	ACTUAL LAST YEAR			ACTUAL THIS YEAR				ENCUMBRANCE	BUDGET	UNENCUMBERED BALANCE
	CURRENT MONTH	YEAR TO DATE	%	CURRENT MONTH	%	YEAR TO DATE	%			
REVENUES										
4004 INTERGOVERNMENTAL REVENUE	0.00	0.00	0	-168,624.00	0	-168,624.00	0	0.00	0.00	168,624.00
TOTAL REVENUES	0.00	0.00	0	-168,624.00	0	-168,624.00	0	0.00	0.00	168,624.00
EXPENDITURES										
5001 SALARIES AND WAGES	0.00	0.00	0	-77,875.00	0	-77,875.00	0	0.00	0.00	77,875.00
5003 FRINGE BENEFITS	0.00	0.00	0	-25,780.00	0	-25,780.00	0	0.00	0.00	25,780.00
5010 COMMODITIES	0.00	0.00	0	-6,350.00	0	-6,350.00	0	0.00	0.00	6,350.00
5020 SERVICES	0.00	0.00	0	-58,619.00	0	-58,619.00	0	0.00	0.00	58,619.00
TOTAL EXPENDITURES	0.00	0.00	0	-168,624.00	0	-168,624.00	0	0.00	0.00	168,624.00
NET CHANGE IN FUND BALANCE	0.00	0.00		0.00		0.00		0.00	0.00	0.00



FUND DEPT 2500-036 : COUNTY GRANT FUND - PUBLIC DEFENDER

10/13/2024 9:09:59 AM

PERIOD ENDING 9/30/2024

	ACTUAL LAST YEAR			ACTUAL THIS YEAR				ENCUMBRANCE	BUDGET	UNENCUMBERED BALANCE
	CURRENT MONTH	YEAR TO DATE	%	CURRENT MONTH	%	YEAR TO DATE	%			
EXPENDITURES										
TOTAL EXPENDITURES	0.00	0.00	0	0.00	0	0.00	0	0.00	0.00	0.00
NET CHANGE IN FUND BALANCE	0.00	0.00		0.00		0.00		0.00	0.00	0.00



FUND DEPT 2500-041 : COUNTY GRANT FUND - STATES ATTORNEY

10/13/2024 9:09:59 AM

PERIOD ENDING 9/30/2024

	ACTUAL LAST YEAR			ACTUAL THIS YEAR				ENCUMBRANCE	BUDGET	UNENCUMBERED BALANCE
	CURRENT MONTH	YEAR TO DATE	%	CURRENT MONTH	%	YEAR TO DATE	%			
EXPENDITURES										
TOTAL EXPENDITURES	0.00	0.00	0	0.00	0	0.00	0	0.00	0.00	0.00
NET CHANGE IN FUND BALANCE	0.00	0.00		0.00		0.00		0.00	0.00	0.00



FUND DEPT 2500-075 : COUNTY GRANT FUND - GENERAL COUNTY

10/13/2024 9:09:59 AM

PERIOD ENDING 9/30/2024

	ACTUAL LAST YEAR			ACTUAL THIS YEAR				ENCUMBRANCE	BUDGET	UNENCUMBERED BALANCE
	CURRENT MONTH	YEAR TO DATE	%	CURRENT MONTH	%	YEAR TO DATE	%			
REVENUES										
4004 INTERGOVERNMENTAL REVENUE	0.00	0.00	0	0.00	0	0.00	0	0.00	150,388.69	150,388.69
TOTAL REVENUES	0.00	0.00	0	0.00	0	0.00	0	0.00	150,388.69	150,388.69
EXPENDITURES										
5001 SALARIES AND WAGES	0.00	0.00	0	1,303.50	2	1,804.00	3	0.00	71,669.00	69,865.00
5003 FRINGE BENEFITS	0.00	0.00	0	101.82	11	140.11	15	0.00	948.00	807.89
5010 COMMODITIES	0.00	0.00	0	0.00	0	0.00	0	0.00	36,360.00	36,360.00
5020 SERVICES	0.00	0.00	0	0.00	0	0.00	0	0.00	41,411.69	41,411.69
TOTAL EXPENDITURES	0.00	0.00	0	1,405.32	1	1,944.11	1	0.00	150,388.69	148,444.58
NET CHANGE IN FUND BALANCE	0.00	0.00		-1,405.32		-1,944.11		0.00	0.00	1,944.11



FUND DEPT 2609-026 : TAX INDEMNITY FUND - COUNTY TREASURER

10/13/2024 9:09:59 AM

PERIOD ENDING 9/30/2024

	ACTUAL LAST YEAR			ACTUAL THIS YEAR				ENCUMBRANCE	BUDGET	UNENCUMBERED BALANCE
	CURRENT MONTH	YEAR TO DATE	%	CURRENT MONTH	%	YEAR TO DATE	%			
REVENUES										
4007 CHARGES FOR SERVICES	25,220.00	25,938.00	0	60.00	0	4,300.00	0	0.00	0.00	-4,300.00
4008 INVESTMENT EARNINGS	1,196.53	6,195.93	0	1,818.22	40	15,418.76	343	0.00	4,500.00	-10,918.76
TOTAL REVENUES	26,416.53	32,133.93	0	1,878.22	42	19,718.76	438	0.00	4,500.00	-15,218.76
EXPENDITURES										
5020 SERVICES	0.00	99,000.00	100	0.00	0	0.00	0	0.00	207,000.00	207,000.00
TOTAL EXPENDITURES	0.00	99,000.00	100	0.00	0	0.00	0	0.00	207,000.00	207,000.00
OTHER FINANCING SOURCES (USES)										
TOTAL OTHER FINANCING SOURCES (USES)	0.00	0.00		0.00		0.00		0.00	0.00	0.00
NET CHANGE IN FUND BALANCE	26,416.53	-66,866.07		1,878.22		19,718.76		0.00	-202,500.00	-222,218.76



FUND DEPT 2610-026 : WORKING CASH FUND - COUNTY TREASURER

10/13/2024 9:09:59 AM

PERIOD ENDING 9/30/2024

	ACTUAL LAST YEAR			ACTUAL THIS YEAR				ENCUMBRANCE	BUDGET	UNENCUMBERED BALANCE
	CURRENT MONTH	YEAR TO DATE	%	CURRENT MONTH	%	YEAR TO DATE	%			
REVENUES										
4008 INVESTMENT EARNINGS	1,004.98	6,828.56	98	1,411.79	18	12,088.46	151	0.00	8,000.00	-4,088.46
TOTAL REVENUES	1,004.98	6,828.56	98	1,411.79	18	12,088.46	151	0.00	8,000.00	-4,088.46
OTHER FINANCING SOURCES (USES)										
7001 OTHER FINANCING USES	0.00	0.00	0	0.00	0	0.00	0	0.00	-8,000.00	-8,000.00
TOTAL OTHER FINANCING SOURCES (USES)	0.00	0.00		0.00		0.00		0.00	-8,000.00	-8,000.00
NET CHANGE IN FUND BALANCE	1,004.98	6,828.56		1,411.79		12,088.46		0.00	0.00	-12,088.46



FUND DEPT 2611-022 : COUNTY CLK SURCHARGE FUND - COUNTY CLERK

10/13/2024 9:09:59 AM

PERIOD ENDING 9/30/2024

	ACTUAL LAST YEAR			ACTUAL THIS YEAR				ENCUMBRANCE	BUDGET	UNENCUMBERED BALANCE
	CURRENT MONTH	YEAR TO DATE	%	CURRENT MONTH	%	YEAR TO DATE	%			
REVENUES										
4007 CHARGES FOR SERVICES	0.00	0.00	0	0.00	0	1,003.00	0	0.00	0.00	-1,003.00
TOTAL REVENUES	0.00	0.00	0	0.00	0	1,003.00	0	0.00	0.00	-1,003.00
EXPENDITURES										
TOTAL EXPENDITURES	0.00	0.00	0	0.00	0	0.00	0	0.00	0.00	0.00
NET CHANGE IN FUND BALANCE	0.00	0.00		0.00		1,003.00		0.00	0.00	-1,003.00



FUND DEPT 2612-040 : SHERIFF DRUG FORFEITURES - SHERIFF

10/13/2024 9:09:59 AM

PERIOD ENDING 9/30/2024

	ACTUAL LAST YEAR			ACTUAL THIS YEAR				ENCUMBRANCE	BUDGET	UNENCUMBERED BALANCE
	CURRENT MONTH	YEAR TO DATE	%	CURRENT MONTH	%	YEAR TO DATE	%			
REVENUES										
4005 FINES AND FORFEITURES	7,800.00	9,786.86	98	3,132.47	31	17,840.01	178	0.00	10,000.00	-7,840.01
4008 INVESTMENT EARNINGS	110.25	1,813.99	181 4	492.70	25	4,107.48	205	0.00	2,000.00	-2,107.48
TOTAL REVENUES	7,910.25	11,600.85	115	3,625.17	30	21,947.49	183	0.00	12,000.00	-9,947.49
EXPENDITURES										
5010 COMMODITIES	1,361.38	6,184.55	81	0.00	0	3,891.74	46	0.00	8,500.00	4,608.26
5020 SERVICES	7,548.95	11,419.00	85	131.48	2	2,537.81	44	0.00	5,800.00	3,262.19
TOTAL EXPENDITURES	8,910.33	17,603.55	83	131.48	1	6,429.55	45	0.00	14,300.00	7,870.45
OTHER FINANCING SOURCES (USES)										
TOTAL OTHER FINANCING SOURCES (USES)	0.00	0.00		0.00		0.00		0.00	0.00	0.00
NET CHANGE IN FUND BALANCE	-1,000.08	-6,002.70		3,493.69		15,517.94		0.00	-2,300.00	-17,817.94



FUND DEPT 2613-030 : COURT'S AUTOMATION FUND - CIRCUIT CLERK

10/13/2024 9:09:59 AM

PERIOD ENDING 9/30/2024

	ACTUAL LAST YEAR			ACTUAL THIS YEAR				ENCUMBRANCE	BUDGET	UNENCUMBERED BALANCE
	CURRENT MONTH	YEAR TO DATE	%	CURRENT MONTH	%	YEAR TO DATE	%			
REVENUES										
4004 INTERGOVERNMENTAL REVENUE	0.00	52,323.42	100	0.00	0	0.00	0	0.00	0.00	0.00
4007 CHARGES FOR SERVICES	24,872.37	174,671.55	87	23,350.34	11	179,250.93	83	0.00	215,000.00	35,749.07
4008 INVESTMENT EARNINGS	318.51	1,544.18	0	648.73	81	5,057.65	632	0.00	800.00	-4,257.65
TOTAL REVENUES	25,190.88	228,539.15	91	23,999.07	11	184,308.58	85	0.00	215,800.00	31,491.42
EXPENDITURES										
5010 COMMODITIES	0.00	61,133.60	52	0.00	0	0.00	0	0.00	10,000.00	10,000.00
5020 SERVICES	0.00	149,403.71	66	0.00	0	199,760.84	100	0.00	199,961.00	200.16
TOTAL EXPENDITURES	0.00	210,537.31	61	0.00	0	199,760.84	95	0.00	209,961.00	10,200.16
OTHER FINANCING SOURCES (USES)										
TOTAL OTHER FINANCING SOURCES (USES)	0.00	0.00		0.00		0.00		0.00	0.00	0.00
NET CHANGE IN FUND BALANCE	25,190.88	18,001.84		23,999.07		-15,452.26		0.00	5,839.00	21,291.26



FUND DEPT 2614-023 : RECORDER'S AUTOMATION FND - RECORDER

10/13/2024 9:09:59 AM

PERIOD ENDING 9/30/2024

	ACTUAL LAST YEAR			ACTUAL THIS YEAR				ENCUMBRANCE	BUDGET	UNENCUMBERED BALANCE
	CURRENT MONTH	YEAR TO DATE	%	CURRENT MONTH	%	YEAR TO DATE	%			
REVENUES										
4007 CHARGES FOR SERVICES	19,838.22	136,541.88	76	26,391.21	15	185,978.80	103	0.00	180,000.00	-5,978.80
4008 INVESTMENT EARNINGS	1,567.60	10,124.92	101 2	2,830.18	283	22,402.70	224 0	0.00	1,000.00	-21,402.70
TOTAL REVENUES	21,405.82	146,666.80	81	29,221.39	16	208,381.50	115	0.00	181,000.00	-27,381.50
EXPENDITURES										
5001 SALARIES AND WAGES	1,185.84	10,870.20	40	1,370.40	5	11,858.26	42	0.00	27,933.00	16,074.74
5003 FRINGE BENEFITS	127.53	1,321.36	63	147.74	7	1,471.11	66	0.00	2,224.00	752.89
5010 COMMODITIES	61.14	7,206.85	41	283.50	9	283.50	9	0.00	3,250.00	2,966.50
5020 SERVICES	5,395.98	98,081.99	61	4,926.96	4	100,779.70	73	0.00	138,593.00	37,813.30
8000 CAPITAL OUTLAY	0.00	0.00	0	0.00	0	0.00	0	0.00	2,840.00	2,840.00
TOTAL EXPENDITURES	6,770.49	117,480.40	56	6,728.60	4	114,392.57	65	0.00	174,840.00	60,447.43
NET CHANGE IN FUND BALANCE	14,635.33	29,186.40		22,492.79		93,988.93		0.00	6,160.00	-87,828.93



FUND DEPT 2615-036 : PUBLIC DEFENDER AUTOMATN - PUBLIC DEFENDER

10/13/2024 9:09:59 AM

PERIOD ENDING 9/30/2024

	ACTUAL LAST YEAR			ACTUAL THIS YEAR				ENCUMBRANCE	BUDGET	UNENCUMBERED BALANCE
	CURRENT MONTH	YEAR TO DATE	%	CURRENT MONTH	%	YEAR TO DATE	%			
REVENUES										
4007 CHARGES FOR SERVICES	570.00	3,612.60	556	396.50	11	3,773.00	104	0.00	3,640.00	-133.00
TOTAL REVENUES	570.00	3,612.60	556	396.50	11	3,773.00	104	0.00	3,640.00	-133.00
EXPENDITURES										
5010 COMMODITIES	0.00	0.00	0	0.00	0	0.00	0	0.00	3,640.00	3,640.00
TOTAL EXPENDITURES	0.00	0.00	0	0.00	0	0.00	0	0.00	3,640.00	3,640.00
NET CHANGE IN FUND BALANCE	570.00	3,612.60		396.50		3,773.00		0.00	0.00	-3,773.00




FUND DEPT 2617-030 : CHILD SUPPORT SERV FUND - CIRCUIT CLERK

10/13/2024 9:09:59 AM

PERIOD ENDING 9/30/2024

	ACTUAL LAST YEAR			ACTUAL THIS YEAR				ENCUMBRANCE	BUDGET	UNENCUMBERED BALANCE
	CURRENT MONTH	YEAR TO DATE	%	CURRENT MONTH	%	YEAR TO DATE	%			
REVENUES										
4007 CHARGES FOR SERVICES	0.00	324.00	3	0.00	0	7,542.00	189	0.00	4,000.00	-3,542.00
4008 INVESTMENT EARNINGS	113.73	808.23	0	236.51	0	1,891.49	0	0.00	0.00	-1,891.49
TOTAL REVENUES	113.73	1,132.23	11	236.51	6	9,433.49	236	0.00	4,000.00	-5,433.49
EXPENDITURES										
5020 SERVICES	0.00	5,000.00	50	0.00	0	0.00	0	0.00	0.00	0.00
TOTAL EXPENDITURES	0.00	5,000.00	50	0.00	0	0.00	0	0.00	0.00	0.00
OTHER FINANCING SOURCES (USES)										
7001 OTHER FINANCING USES	0.00	0.00	0	0.00	0	0.00	0	0.00	-4,000.00	-4,000.00
TOTAL OTHER FINANCING SOURCES (USES)	0.00	0.00		0.00		0.00		0.00	-4,000.00	-4,000.00
NET CHANGE IN FUND BALANCE	113.73	-3,867.77		236.51		9,433.49		0.00	0.00	-9,433.49




FUND DEPT 2618-051 : PROBATION SERVICES FUND - JUVENILE DETENTION CENTER

10/13/2024 9:09:59 AM

PERIOD ENDING 9/30/2024

	ACTUAL LAST YEAR			ACTUAL THIS YEAR				ENCUMBRANCE	BUDGET	UNENCUMBERED BALANCE
	CURRENT MONTH	YEAR TO DATE	%	CURRENT MONTH	%	YEAR TO DATE	%			
REVENUES										
4007 CHARGES FOR SERVICES	3,406.00	25,727.16	74	3,098.95	8	25,241.43	65	0.00	38,700.00	13,458.57
TOTAL REVENUES	3,406.00	25,727.16	74	3,098.95	8	25,241.43	65	0.00	38,700.00	13,458.57
EXPENDITURES										
5020 SERVICES	0.00	0.00	0	0.00	0	0.00	0	0.00	49,000.00	49,000.00
8000 CAPITAL OUTLAY	0.00	45,720.00	99	0.00	0	16,000.00	100	0.00	16,000.00	0.00
TOTAL EXPENDITURES	0.00	45,720.00	83	0.00	0	16,000.00	25	0.00	65,000.00	49,000.00
OTHER FINANCING SOURCES (USES)										
7001 OTHER FINANCING USES	0.00	0.00	0	0.00	0	0.00	0	0.00	-10,000.00	-10,000.00
TOTAL OTHER FINANCING SOURCES (USES)	0.00	0.00		0.00		0.00		0.00	-10,000.00	-10,000.00
NET CHANGE IN FUND BALANCE	3,406.00	-19,992.84		3,098.95		9,241.43		0.00	-36,300.00	-45,541.43



FUND DEPT 2618-052 : PROBATION SERVICES FUND - COURT SERVICES -PROBATION

10/13/2024 9:09:59 AM

PERIOD ENDING 9/30/2024

	ACTUAL LAST YEAR			ACTUAL THIS YEAR				ENCUMBRANCE	BUDGET	UNENCUMBERED BALANCE
	CURRENT MONTH	YEAR TO DATE	%	CURRENT MONTH	%	YEAR TO DATE	%			
REVENUES										
4007 CHARGES FOR SERVICES	29,788.50	185,018.80	57	19,666.68	7	151,429.57	53	0.00	287,000.00	135,570.43
4008 INVESTMENT EARNINGS	5,474.53	36,711.09	816	8,028.16	20	68,288.66	171	0.00	40,000.00	-28,288.66
4009 MISCELLANEOUS REVENUES	25.00	3,375.00	675	500.00	100	500.00	100	0.00	500.00	0.00
TOTAL REVENUES	35,288.03	225,104.89	68	28,194.84	9	220,218.23	67	0.00	327,500.00	107,281.77
EXPENDITURES										
5010 COMMODITIES	3,668.53	23,513.55	30	6,153.38	8	29,168.02	37	0.00	79,500.00	50,331.98
5020 SERVICES	14,607.78	90,796.03	31	12,423.48	4	104,207.80	31	0.00	334,500.00	230,292.20
TOTAL EXPENDITURES	18,276.31	114,309.58	28	18,576.86	4	133,375.82	32	0.00	414,000.00	280,624.18
OTHER FINANCING SOURCES (USES)										
7001 OTHER FINANCING USES	0.00	0.00	0	0.00	0	0.00	0	0.00	-10,000.00	-10,000.00
TOTAL OTHER FINANCING SOURCES (USES)	0.00	0.00		0.00		0.00		0.00	-10,000.00	-10,000.00
NET CHANGE IN FUND BALANCE	17,011.72	110,795.31		9,617.98		86,842.41		0.00	-96,500.00	-183,342.41



FUND DEPT 2619-026 : TAX SALE AUTOMATION FUND - COUNTY TREASURER

10/13/2024 9:09:59 AM

PERIOD ENDING 9/30/2024

	ACTUAL LAST YEAR			ACTUAL THIS YEAR				ENCUMBRANCE	BUDGET	UNENCUMBERED BALANCE
	CURRENT MONTH	YEAR TO DATE	%	CURRENT MONTH	%	YEAR TO DATE	%			
REVENUES										
4007 CHARGES FOR SERVICES	1,325.00	7,390.75	43	72.00	0	6,220.00	37	0.00	17,000.00	10,780.00
4008 INVESTMENT EARNINGS	17.48	208.03	104	96.67	48	871.46	436	0.00	200.00	-671.46
TOTAL REVENUES	1,342.48	7,598.78	44	168.67	1	7,091.46	41	0.00	17,200.00	10,108.54
EXPENDITURES										
5001 SALARIES AND WAGES	2,447.00	11,970.00	104	1,272.00	7	7,603.00	41	0.00	18,500.00	10,897.00
5003 FRINGE BENEFITS	194.97	1,080.81	93	102.47	9	716.31	61	0.00	1,171.00	454.69
5010 COMMODITIES	0.00	0.00	0	0.00	0	0.00	0	0.00	2,000.00	2,000.00
5020 SERVICES	0.00	410.00	16	0.00	0	655.00	26	0.00	2,500.00	1,845.00
TOTAL EXPENDITURES	2,641.97	13,460.81	78	1,374.47	6	8,974.31	37	0.00	24,171.00	15,196.69
NET CHANGE IN FUND BALANCE	-1,299.49	-5,862.03		-1,205.80		-1,882.85		0.00	-6,971.00	-5,088.15



FUND DEPT 2621-041 : STS ATTY DRUG FORFEITURES - STATES ATTORNEY

10/13/2024 9:09:59 AM

PERIOD ENDING 9/30/2024

	ACTUAL LAST YEAR			ACTUAL THIS YEAR				ENCUMBRANCE	BUDGET	UNENCUMBERED BALANCE
	CURRENT MONTH	YEAR TO DATE	%	CURRENT MONTH	%	YEAR TO DATE	%			
REVENUES										
4005 FINES AND FORFEITURES	12,061.87	24,572.11	102	62.50	0	15,797.72	66	0.00	24,000.00	8,202.28
4008 INVESTMENT EARNINGS	186.15	1,582.70	211 0	315.84	25	2,438.11	195	0.00	1,250.00	-1,188.11
TOTAL REVENUES	12,248.02	26,154.81	109	378.34	1	18,235.83	72	0.00	25,250.00	7,014.17
EXPENDITURES										
5010 COMMODITIES	9,204.46	41,298.87	79	0.00	0	0.00	0	0.00	10,725.00	10,725.00
5020 SERVICES	28.50	18,491.05	34	0.00	0	4,871.00	20	0.00	24,275.00	19,404.00
TOTAL EXPENDITURES	9,232.96	59,789.92	56	0.00	0	4,871.00	14	0.00	35,000.00	30,129.00
OTHER FINANCING SOURCES (USES)										
TOTAL OTHER FINANCING SOURCES (USES)	0.00	0.00		0.00		0.00		0.00	0.00	0.00
NET CHANGE IN FUND BALANCE	3,015.06	-33,635.11		378.34		13,364.83		0.00	-9,750.00	-23,114.83



FUND DEPT 2627-026 : PROPERTY TAX INT FEE FUND - COUNTY TREASURER

10/13/2024 9:09:59 AM

PERIOD ENDING 9/30/2024

	ACTUAL LAST YEAR			ACTUAL THIS YEAR				ENCUMBRANCE	BUDGET	UNENCUMBERED BALANCE
	CURRENT MONTH	YEAR TO DATE	%	CURRENT MONTH	%	YEAR TO DATE	%			
REVENUES										
4007 CHARGES FOR SERVICES	0.00	480.00	1	0.00	0	720.00	1	0.00	55,000.00	54,280.00
4008 INVESTMENT EARNINGS	2.02	148.05	7	17.09	1	4,302.01	215	0.00	2,000.00	-2,302.01
TOTAL REVENUES	2.02	628.05	1	17.09	0	5,022.01	9	0.00	57,000.00	51,977.99
OTHER FINANCING SOURCES (USES)										
7001 OTHER FINANCING USES	0.00	0.00	0	0.00	0	0.00	0	0.00	-57,000.00	-57,000.00
TOTAL OTHER FINANCING SOURCES (USES)	0.00	0.00		0.00		0.00		0.00	-57,000.00	-57,000.00
NET CHANGE IN FUND BALANCE	2.02	628.05		17.09		5,022.01		0.00	0.00	-5,022.01



FUND DEPT 2628-022 : ELECTN ASSIST/ACCESSIBLTY - COUNTY CLERK

10/13/2024 9:09:59 AM

PERIOD ENDING 9/30/2024

	ACTUAL LAST YEAR			ACTUAL THIS YEAR				ENCUMBRANCE	BUDGET	UNENCUMBERED BALANCE
	CURRENT MONTH	YEAR TO DATE	%	CURRENT MONTH	%	YEAR TO DATE	%			
REVENUES										
4004 INTERGOVERNMENTAL REVENUE	66,450.99	117,597.93	51	0.00	0	191,564.66	89	0.00	214,677.00	23,112.34
TOTAL REVENUES	66,450.99	117,597.93	51	0.00	0	191,564.66	89	0.00	214,677.00	23,112.34
EXPENDITURES										
5001 SALARIES AND WAGES	331.50	8,232.75	12	4,627.50	7	33,005.50	47	0.00	70,000.00	36,994.50
5003 FRINGE BENEFITS	26.80	719.57	10	382.60	5	3,028.87	43	0.00	7,035.00	4,006.13
5010 COMMODITIES	0.00	0.00	0	0.00	0	18,761.17	40	0.00	47,137.00	28,375.83
5020 SERVICES	912.61	128,337.02	92	144.75	0	62,658.83	69	0.00	90,505.00	27,846.17
TOTAL EXPENDITURES	1,270.91	137,289.34	60	5,154.85	2	117,454.37	55	0.00	214,677.00	97,222.63
OTHER FINANCING SOURCES (USES)										
TOTAL OTHER FINANCING SOURCES (USES)	0.00	0.00		0.00		0.00		0.00	0.00	0.00
NET CHANGE IN FUND BALANCE	65,180.08	-19,691.41		-5,154.85		74,110.29		0.00	0.00	-74,110.29



FUND DEPT 2629-010 : COUNTY HISTORICAL FUND - COUNTY BOARD

10/13/2024 9:09:59 AM

PERIOD ENDING 9/30/2024

	ACTUAL LAST YEAR			ACTUAL THIS YEAR				ENCUMBRANCE	BUDGET	UNENCUMBERED BALANCE
	CURRENT MONTH	YEAR TO DATE	%	CURRENT MONTH	%	YEAR TO DATE	%			
REVENUES										
4008 INVESTMENT EARNINGS	24.00	162.80	543	34.25	34	292.27	292	0.00	100.00	-192.27
TOTAL REVENUES	24.00	162.80	543	34.25	34	292.27	292	0.00	100.00	-192.27
EXPENDITURES										
5020 SERVICES	0.00	0.00	0	0.00	0	0.00	0	0.00	5,000.00	5,000.00
TOTAL EXPENDITURES	0.00	0.00	0	0.00	0	0.00	0	0.00	5,000.00	5,000.00
NET CHANGE IN FUND BALANCE	24.00	162.80		34.25		292.27		0.00	-4,900.00	-5,192.27



FUND DEPT 2630-030 : CIR CLK OPERATION & ADMIN - CIRCUIT CLERK

10/13/2024 9:09:59 AM

PERIOD ENDING 9/30/2024

	ACTUAL LAST YEAR			ACTUAL THIS YEAR				ENCUMBRANCE	BUDGET	UNENCUMBERED BALANCE
	CURRENT MONTH	YEAR TO DATE	%	CURRENT MONTH	%	YEAR TO DATE	%			
REVENUES										
4004 INTERGOVERNMENTAL REVENUE	0.00	30,556.34	108	0.00	0	16,494.47	0	0.00	0.00	-16,494.47
4007 CHARGES FOR SERVICES	59,695.50	402,255.38	89	73,473.97	13	511,113.02	90	0.00	569,463.00	58,349.98
4008 INVESTMENT EARNINGS	447.18	5,642.22	0	3,077.15	0	18,485.85	0	0.00	0.00	-18,485.85
TOTAL REVENUES	60,142.68	438,453.94	92	76,551.12	13	546,093.34	96	0.00	569,463.00	23,369.66
EXPENDITURES										
5010 COMMODITIES	137.34	12,051.43	18	0.00	0	0.00	0	0.00	0.00	0.00
5020 SERVICES	758.47	139,893.87	72	0.00	0	0.00	0	0.00	0.00	0.00
TOTAL EXPENDITURES	895.81	151,945.30	42	0.00	0	0.00	0	0.00	0.00	0.00
OTHER FINANCING SOURCES (USES)										
7001 OTHER FINANCING USES	0.00	-19,900.00	100	0.00	0	0.00	0	0.00	-569,463.00	-569,463.00
TOTAL OTHER FINANCING SOURCES (USES)	0.00	-19,900.00		0.00		0.00		0.00	-569,463.00	-569,463.00
NET CHANGE IN FUND BALANCE	59,246.87	266,608.64		76,551.12		546,093.34		0.00	0.00	-546,093.34



FUND DEPT 2632-030 : CIR CLK ELCTRNC CITATIONS - CIRCUIT CLERK

10/13/2024 9:09:59 AM

PERIOD ENDING 9/30/2024

	ACTUAL LAST YEAR			ACTUAL THIS YEAR				ENCUMBRANCE	BUDGET	UNENCUMBERED BALANCE
	CURRENT MONTH	YEAR TO DATE	%	CURRENT MONTH	%	YEAR TO DATE	%			
REVENUES										
4007 CHARGES FOR SERVICES	6,120.82	45,551.96	101	4,744.99	8	42,723.42	74	0.00	58,000.00	15,276.58
4008 INVESTMENT EARNINGS	841.33	5,274.67	0	1,099.07	55	11,240.70	562	0.00	2,000.00	-9,240.70
TOTAL REVENUES	6,962.15	50,826.63	113	5,844.06	10	53,964.12	90	0.00	60,000.00	6,035.88
EXPENDITURES										
5010 COMMODITIES	0.00	0.00	0	0.00	0	0.00	0	0.00	135,000.00	135,000.00
5020 SERVICES	0.00	0.00	0	250,000.00	68	250,000.00	68	0.00	365,000.00	115,000.00
TOTAL EXPENDITURES	0.00	0.00	0	250,000.00	50	250,000.00	50	0.00	500,000.00	250,000.00
NET CHANGE IN FUND BALANCE	6,962.15	50,826.63		-244,155.94		-196,035.88		0.00	-440,000.00	-243,964.12



FUND DEPT 2633-041 : STS ATTY RECORDS AUTOMATN - STATES ATTORNEY

10/13/2024 9:09:59 AM

PERIOD ENDING 9/30/2024

	ACTUAL LAST YEAR			ACTUAL THIS YEAR				ENCUMBRANCE	BUDGET	UNENCUMBERED BALANCE
	CURRENT MONTH	YEAR TO DATE	%	CURRENT MONTH	%	YEAR TO DATE	%			
REVENUES										
4007 CHARGES FOR SERVICES	416.00	3,022.00	60	362.00	9	3,076.06	77	0.00	4,000.00	923.94
4008 INVESTMENT EARNINGS	27.81	159.93	106 6	37.54	25	275.57	184	0.00	150.00	-125.57
TOTAL REVENUES	443.81	3,181.93	63	399.54	10	3,351.63	81	0.00	4,150.00	798.37
EXPENDITURES										
5020 SERVICES	0.00	0.00	0	0.00	0	0.00	0	0.00	4,000.00	4,000.00
TOTAL EXPENDITURES	0.00	0.00	0	0.00	0	0.00	0	0.00	4,000.00	4,000.00
NET CHANGE IN FUND BALANCE	443.81	3,181.93		399.54		3,351.63		0.00	150.00	-3,201.63



FUND DEPT 2634-036 : PUBLIC DEFENDER GRANT FUND - PUBLIC DEFENDER

10/13/2024 9:09:59 AM

PERIOD ENDING 9/30/2024

	ACTUAL LAST YEAR			ACTUAL THIS YEAR				ENCUMBRANCE	BUDGET	UNENCUMBERED BALANCE
	CURRENT MONTH	YEAR TO DATE	%	CURRENT MONTH	%	YEAR TO DATE	%			
REVENUES										
4004 INTERGOVERNMENTAL REVENUE	132,422.41	132,422.41	100	0.00	0	0.00	0	0.00	144,979.00	144,979.00
TOTAL REVENUES	132,422.41	132,422.41	100	0.00	0	0.00	0	0.00	144,979.00	144,979.00
EXPENDITURES										
5001 SALARIES AND WAGES	0.00	0.00	0	14,773.28	9	81,144.08	52	0.00	157,237.00	76,092.92
5003 FRINGE BENEFITS	0.00	0.00	0	708.18	4	7,634.92	43	0.00	17,800.00	10,165.08
5010 COMMODITIES	0.00	0.00	0	0.00	0	18,925.39	100	0.00	18,926.00	0.61
5020 SERVICES	0.00	0.00	0	4,558.04	12	20,318.27	52	0.00	39,438.00	19,119.73
TOTAL EXPENDITURES	0.00	0.00	0	20,039.50	9	128,022.66	55	0.00	233,401.00	105,378.34
NET CHANGE IN FUND BALANCE	132,422.41	132,422.41		-20,039.50		-128,022.66		0.00	-88,422.00	39,600.66



FUND DEPT 2635-040 : CANNABIS REGULATION FUND - SHERIFF

10/13/2024 9:09:59 AM

PERIOD ENDING 9/30/2024

	ACTUAL LAST YEAR			ACTUAL THIS YEAR				ENCUMBRANCE	BUDGET	UNENCUMBERED BALANCE
	CURRENT MONTH	YEAR TO DATE	%	CURRENT MONTH	%	YEAR TO DATE	%			
REVENUES										
4004 INTERGOVERNMENTAL REVENUE	4,058.89	23,195.41	48	3,973.01	8	24,954.94	52	0.00	48,000.00	23,045.06
4008 INVESTMENT EARNINGS	302.32	1,926.69	192 7	433.57	17	4,045.37	162	0.00	2,500.00	-1,545.37
TOTAL REVENUES	4,361.21	25,122.10	52	4,406.58	9	29,000.31	57	0.00	50,500.00	21,499.69
EXPENDITURES										
5010 COMMODITIES	0.00	11,400.00	46	0.00	0	2,099.00	100	0.00	2,099.58	0.58
5020 SERVICES	0.00	0.00	0	0.00	0	22,053.42	93	0.00	23,593.42	1,540.00
8000 CAPITAL OUTLAY	0.00	0.00	0	0.00	0	22,006.40	99	0.00	22,307.00	300.60
TOTAL EXPENDITURES	0.00	11,400.00	24	0.00	0	46,158.82	96	0.00	48,000.00	1,841.18
NET CHANGE IN FUND BALANCE	4,361.21	13,722.10		4,406.58		-17,158.51		0.00	2,500.00	19,658.51



FUND DEPT 2638-042 : CORONER STATUTORY FEES - CORONER

10/13/2024 9:09:59 AM

PERIOD ENDING 9/30/2024

	ACTUAL LAST YEAR			ACTUAL THIS YEAR				ENCUMBRANCE	BUDGET	UNENCUMBERED BALANCE
	CURRENT MONTH	YEAR TO DATE	%	CURRENT MONTH	%	YEAR TO DATE	%			
REVENUES										
4007 CHARGES FOR SERVICES	225.00	44,086.74	67	20,100.00	17	101,432.00	87	0.00	116,800.00	15,368.00
TOTAL REVENUES	225.00	44,086.74	67	20,100.00	17	101,432.00	87	0.00	116,800.00	15,368.00
EXPENDITURES										
5010 COMMODITIES	541.28	10,924.84	43	937.35	2	6,210.55	15	0.00	40,840.00	34,629.45
5020 SERVICES	1,114.92	10,505.95	67	1,538.14	5	12,076.42	41	0.00	29,221.00	17,144.58
8000 CAPITAL OUTLAY	0.00	0.00	0	0.00	0	68,439.64	100	0.00	68,440.00	0.36
TOTAL EXPENDITURES	1,656.20	21,430.79	25	2,475.49	2	86,726.61	63	0.00	138,501.00	51,774.39
OTHER FINANCING SOURCES (USES)										
6001 OTHER FINANCING SOURCES	0.00	0.00	0	0.00	0	0.00	0	0.00	-14,210.00	-14,210.00
TOTAL OTHER FINANCING SOURCES (USES)	0.00	0.00		0.00		0.00		0.00	-14,210.00	-14,210.00
NET CHANGE IN FUND BALANCE	-1,431.20	22,655.95		17,624.51		14,705.39		0.00	-35,911.00	-50,616.39



FUND DEPT 2638-140 : CORONER STATUTORY FEES - CORRECTIONAL CENTER

10/13/2024 9:09:59 AM

PERIOD ENDING 9/30/2024

	ACTUAL LAST YEAR			ACTUAL THIS YEAR				ENCUMBRANCE	BUDGET	UNENCUMBERED BALANCE
	CURRENT MONTH	YEAR TO DATE	%	CURRENT MONTH	%	YEAR TO DATE	%			
EXPENDITURES										
TOTAL EXPENDITURES	0.00	0.00	0	0.00	0	0.00	0	0.00	0.00	0.00
NET CHANGE IN FUND BALANCE	0.00	0.00		0.00		0.00		0.00	0.00	0.00




FUND DEPT 2658-140 : JAIL COMMISSARY - CORRECTIONAL CENTER

10/13/2024 9:09:59 AM

PERIOD ENDING 9/30/2024

	ACTUAL LAST YEAR			ACTUAL THIS YEAR				ENCUMBRANCE	BUDGET	UNENCUMBERED BALANCE
	CURRENT MONTH	YEAR TO DATE	%	CURRENT MONTH	%	YEAR TO DATE	%			
REVENUES										
4008 INVESTMENT EARNINGS	1,773.86	11,784.61	907	2,656.53	18	22,847.30	152	0.00	15,000.00	-7,847.30
4009 MISCELLANEOUS REVENUES	11,992.47	54,459.60	50	7,897.48	8	65,867.01	66	0.00	100,000.00	34,132.99
TOTAL REVENUES	13,766.33	66,244.21	60	10,554.01	9	88,714.31	77	0.00	115,000.00	26,285.69
EXPENDITURES										
5010 COMMODITIES	2,386.87	6,740.83	40	402.83	3	3,574.51	23	0.00	15,280.00	11,705.49
5020 SERVICES	825.11	10,850.33	35	579.62	3	10,778.21	60	0.00	17,895.00	7,116.79
8000 CAPITAL OUTLAY	0.00	0.00	0	0.00	0	38,131.20	85	0.00	45,000.00	6,868.80
TOTAL EXPENDITURES	3,211.98	17,591.16	19	982.45	1	52,483.92	67	0.00	78,175.00	25,691.08
NET CHANGE IN FUND BALANCE	10,554.35	48,653.05		9,571.56		36,230.39		0.00	36,825.00	594.61



FUND DEPT 2659-140 : COUNTY JAIL MEDICAL COSTS - CORRECTIONAL CENTER

10/13/2024 9:09:59 AM

PERIOD ENDING 9/30/2024

	ACTUAL LAST YEAR			ACTUAL THIS YEAR				ENCUMBRANCE	BUDGET	UNENCUMBERED BALANCE
	CURRENT MONTH	YEAR TO DATE	%	CURRENT MONTH	%	YEAR TO DATE	%			
REVENUES										
4007 CHARGES FOR SERVICES	507.12	3,581.66	18	475.44	5	3,484.50	35	0.00	10,000.00	6,515.50
4008 INVESTMENT EARNINGS	17.11	103.11	103	22.59	226	178.40	178	0.00	10.00	-168.40
			1				4			
TOTAL REVENUES	524.23	3,684.77	18	498.03	5	3,662.90	37	0.00	10,010.00	6,347.10
OTHER FINANCING SOURCES (USES)										
7001 OTHER FINANCING USES	0.00	0.00	0	0.00	0	0.00	0	0.00	-10,010.00	-10,010.00
TOTAL OTHER FINANCING SOURCES (USES)	0.00	0.00		0.00		0.00		0.00	-10,010.00	-10,010.00
NET CHANGE IN FUND BALANCE	524.23	3,684.77		498.03		3,662.90		0.00	0.00	-3,662.90



FUND DEPT 2670-022 : COUNTY CLK AUTOMATION FND - COUNTY CLERK

10/13/2024 9:09:59 AM

PERIOD ENDING 9/30/2024

	ACTUAL LAST YEAR			ACTUAL THIS YEAR				ENCUMBRANCE	BUDGET	UNENCUMBERED BALANCE
	CURRENT MONTH	YEAR TO DATE	%	CURRENT MONTH	%	YEAR TO DATE	%			
REVENUES										
4007 CHARGES FOR SERVICES	2,038.00	10,206.00	41	2,086.00	8	13,246.00	53	0.00	25,000.00	11,754.00
4008 INVESTMENT EARNINGS	101.06	651.82	326	155.07	39	1,337.35	334	0.00	400.00	-937.35
4009 MISCELLANEOUS REVENUES	0.00	3,388.00	27	0.00	0	0.00	0	0.00	12,500.00	12,500.00
TOTAL REVENUES	2,139.06	14,245.82	38	2,241.07	6	14,583.35	38	0.00	37,900.00	23,316.65
EXPENDITURES										
5010 COMMODITIES	0.00	0.00	0	-4.50	0	2,155.78	16	0.00	13,500.00	11,344.22
5020 SERVICES	0.00	12,462.41	67	0.00	0	12,171.93	44	0.00	27,965.00	15,793.07
TOTAL EXPENDITURES	0.00	12,462.41	41	-4.50	0	14,327.71	35	0.00	41,465.00	27,137.29
NET CHANGE IN FUND BALANCE	2,139.06	1,783.41		2,245.57		255.64		0.00	-3,565.00	-3,820.64



FUND DEPT 2671-030 : COURT DOCUMENT STORAGE FD - CIRCUIT CLERK

10/13/2024 9:09:59 AM

PERIOD ENDING 9/30/2024

	ACTUAL LAST YEAR			ACTUAL THIS YEAR				ENCUMBRANCE	BUDGET	UNENCUMBERED BALANCE
	CURRENT MONTH	YEAR TO DATE	%	CURRENT MONTH	%	YEAR TO DATE	%			
REVENUES										
4004 INTERGOVERNMENTAL REVENUE	0.00	79,981.60	100	0.00	0	0.00	0	0.00	0.00	0.00
4007 CHARGES FOR SERVICES	24,885.68	174,319.96	87	23,112.83	12	177,957.14	94	0.00	189,373.00	11,415.86
4008 INVESTMENT EARNINGS	413.22	2,369.08	0	1,368.99	0	9,114.47	0	0.00	0.00	-9,114.47
TOTAL REVENUES	25,298.90	256,670.64	92	24,481.82	13	187,071.61	99	0.00	189,373.00	2,301.39
EXPENDITURES										
5001 SALARIES AND WAGES	3,874.61	41,769.07	48	0.00	0	0.00	0	0.00	0.00	0.00
5003 FRINGE BENEFITS	418.33	4,899.48	14	0.00	0	0.00	0	0.00	0.00	0.00
5010 COMMODITIES	698.07	52,698.89	81	0.00	0	0.00	0	0.00	0.00	0.00
5020 SERVICES	754.00	64,962.10	88	0.00	0	0.00	0	0.00	0.00	0.00
8000 CAPITAL OUTLAY	0.00	36,358.00	85	0.00	0	0.00	0	0.00	0.00	0.00
TOTAL EXPENDITURES	5,745.01	200,687.54	66	0.00	0	0.00	0	0.00	0.00	0.00
OTHER FINANCING SOURCES (USES)										
7001 OTHER FINANCING USES	0.00	0.00	0	0.00	0	0.00	0	0.00	-189,373.00	-189,373.00
TOTAL OTHER FINANCING SOURCES (USES)	0.00	0.00		0.00		0.00		0.00	-189,373.00	-189,373.00
NET CHANGE IN FUND BALANCE	19,553.89	55,983.10		24,481.82		187,071.61		0.00	0.00	-187,071.61



FUND DEPT 2675-041 : VICTIM ADVOCACY GRT-ICJIA - STATES ATTORNEY

10/13/2024 9:09:59 AM

PERIOD ENDING 9/30/2024

	ACTUAL LAST YEAR			ACTUAL THIS YEAR				ENCUMBRANCE	BUDGET	UNENCUMBERED BALANCE
	CURRENT MONTH	YEAR TO DATE	%	CURRENT MONTH	%	YEAR TO DATE	%			
REVENUES										
TOTAL REVENUES	0.00	0.00	0	0.00	0	0.00	0	0.00	0.00	0.00
EXPENDITURES										
TOTAL EXPENDITURES	0.00	0.00	0	0.00	0	0.00	0	0.00	0.00	0.00
OTHER FINANCING SOURCES (USES)										
TOTAL OTHER FINANCING SOURCES (USES)	0.00	0.00		0.00		0.00		0.00	0.00	0.00
NET CHANGE IN FUND BALANCE	0.00	0.00		0.00		0.00		0.00	0.00	0.00



FUND DEPT 2676-011 : SOLID WASTE MANAGEMENT - SOLID WASTE MGMT

10/13/2024 9:09:59 AM

PERIOD ENDING 9/30/2024

	ACTUAL LAST YEAR			ACTUAL THIS YEAR				ENCUMBRANCE	BUDGET	UNENCUMBERED BALANCE
	CURRENT MONTH	YEAR TO DATE	%	CURRENT MONTH	%	YEAR TO DATE	%			
REVENUES										
4004 INTERGOVERNMENTAL REVENUE	0.00	16,342.03	54	0.00	0	14,474.37	55	0.00	26,378.00	11,903.63
4006 LICENSES AND PERMITS	0.00	1,330.00	30	0.00	0	1,435.00	39	0.00	3,700.00	2,265.00
4008 INVESTMENT EARNINGS	42.94	259.54	0	61.69	38	473.16	294	0.00	161.00	-312.16
TOTAL REVENUES	42.94	17,931.57	52	61.69	0	16,382.53	54	0.00	30,239.00	13,856.47
EXPENDITURES										
5010 COMMODITIES	0.00	0.00	0	0.00	0	0.00	0	0.00	839.00	839.00
5020 SERVICES	5,000.00	23,833.01	61	0.00	0	19,688.98	50	0.00	39,000.00	19,311.02
TOTAL EXPENDITURES	5,000.00	23,833.01	60	0.00	0	19,688.98	49	0.00	39,839.00	20,150.02
NET CHANGE IN FUND BALANCE	-4,957.06	-5,901.44		61.69		-3,306.45		0.00	-9,600.00	-6,293.55



FUND DEPT 2679-179 : CHILD ADVOCACY CENTER - CHILD ADVOCACY CENTER

10/13/2024 9:09:59 AM

PERIOD ENDING 9/30/2024

	ACTUAL LAST YEAR			ACTUAL THIS YEAR				ENCUMBRANCE	BUDGET	UNENCUMBERED BALANCE
	CURRENT MONTH	YEAR TO DATE	%	CURRENT MONTH	%	YEAR TO DATE	%			
REVENUES										
4004 INTERGOVERNMENTAL REVENUE	31,151.08	245,848.00	73	63,815.97	16	304,404.82	78	0.00	390,422.00	86,017.18
4008 INVESTMENT EARNINGS	73.06	190.24	951	157.70	0	1,175.00	0	0.00	0.00	-1,175.00
4009 MISCELLANEOUS REVENUES	399.87	17,139.57	237	0.00	0	2,824.67	42	0.00	6,801.00	3,976.33
TOTAL REVENUES	31,624.01	263,177.81	77	63,973.67	16	308,404.49	78	0.00	397,223.00	88,818.51
EXPENDITURES										
5001 SALARIES AND WAGES	14,490.80	125,496.61	73	15,978.39	8	144,637.24	76	0.00	189,803.00	45,165.76
5003 FRINGE BENEFITS	4,256.61	38,772.86	75	4,279.05	7	37,313.03	61	0.00	60,801.00	23,487.97
5010 COMMODITIES	314.42	3,398.78	55	390.63	2	10,230.31	62	0.00	16,437.12	6,206.81
5020 SERVICES	11,631.12	69,016.93	62	8,980.33	7	79,492.67	64	0.00	125,009.88	45,517.21
TOTAL EXPENDITURES	30,692.95	236,685.18	69	29,628.40	8	271,673.25	69	0.00	392,051.00	120,377.75
NET CHANGE IN FUND BALANCE	931.06	26,492.63		34,345.27		36,731.24		0.00	5,172.00	-31,559.24



FUND DEPT 2680-075 : OPIOID SETTLEMENT FUND - GENERAL COUNTY

10/13/2024 9:09:59 AM

PERIOD ENDING 9/30/2024

	ACTUAL LAST YEAR			ACTUAL THIS YEAR				ENCUMBRANCE	BUDGET	UNENCUMBERED BALANCE
	CURRENT MONTH	YEAR TO DATE	%	CURRENT MONTH	%	YEAR TO DATE	%			
REVENUES										
TOTAL REVENUES	0.00	0.00	0	0.00	0	0.00	0	0.00	0.00	0.00
EXPENDITURES										
TOTAL EXPENDITURES	0.00	0.00	0	0.00	0	0.00	0	0.00	0.00	0.00
OTHER FINANCING SOURCES (USES)										
TOTAL OTHER FINANCING SOURCES (USES)	0.00	0.00		0.00		0.00		0.00	0.00	0.00
NET CHANGE IN FUND BALANCE	0.00	0.00		0.00		0.00		0.00	0.00	0.00



FUND DEPT 2685-031 : SPECIALTY COURTS FUND - CIRCUIT COURT

10/13/2024 9:09:59 AM

PERIOD ENDING 9/30/2024

	ACTUAL LAST YEAR			ACTUAL THIS YEAR				ENCUMBRANCE	BUDGET	UNENCUMBERED BALANCE
	CURRENT MONTH	YEAR TO DATE	%	CURRENT MONTH	%	YEAR TO DATE	%			
REVENUES										
4004 INTERGOVERNMENTAL REVENUE	3,780.00	30,432.25	62	176,611.56	83	210,130.71	99	0.00	211,624.00	1,493.29
4007 CHARGES FOR SERVICES	1,415.52	9,926.75	36	1,273.65	10	10,224.18	79	0.00	13,000.00	2,775.82
4008 INVESTMENT EARNINGS	349.27	2,326.38	232 6	539.63	21	4,320.78	166	0.00	2,600.00	-1,720.78
4009 MISCELLANEOUS REVENUES	1,500.00	1,500.00	0	0.00	0	20.00	0	0.00	0.00	-20.00
TOTAL REVENUES	7,044.79	44,185.38	57	178,424.84	79	224,695.67	99	0.00	227,224.00	2,528.33
EXPENDITURES										
5001 SALARIES AND WAGES	3,780.00	34,965.00	64	81,689.60	45	108,577.66	60	0.00	179,664.00	71,086.34
5003 FRINGE BENEFITS	405.61	4,011.33	22	26,183.21	50	29,394.42	57	0.00	51,913.00	22,518.58
5010 COMMODITIES	0.00	338.53	23	6,350.00	31	7,096.73	35	0.00	20,168.99	13,072.26
5020 SERVICES	494.76	4,000.71	36	59,377.35	25	62,643.83	27	0.00	232,862.01	170,218.18
TOTAL EXPENDITURES	4,680.37	43,315.57	51	173,600.16	36	207,712.64	43	0.00	484,608.00	276,895.36
OTHER FINANCING SOURCES (USES)										
TOTAL OTHER FINANCING SOURCES (USES)	0.00	0.00		0.00		0.00		0.00	0.00	0.00
NET CHANGE IN FUND BALANCE	2,364.42	869.81		4,824.68		16,983.03		0.00	-257,384.00	-274,367.03



FUND DEPT 2685-140 : SPECIALTY COURTS FUND - CORRECTIONAL CENTER

10/13/2024 9:09:59 AM

PERIOD ENDING 9/30/2024

	ACTUAL LAST YEAR			ACTUAL THIS YEAR				ENCUMBRANCE	BUDGET	UNENCUMBERED BALANCE
	CURRENT MONTH	YEAR TO DATE	%	CURRENT MONTH	%	YEAR TO DATE	%			
REVENUES										
TOTAL REVENUES	0.00	0.00	0	0.00	0	0.00	0	0.00	0.00	0.00
NET CHANGE IN FUND BALANCE	0.00	0.00		0.00		0.00		0.00	0.00	0.00



FUND DEPT 2840-016 : ARPA - ADMINISTRATIVE SERVICES

10/13/2024 9:09:59 AM

PERIOD ENDING 9/30/2024

	ACTUAL LAST YEAR			ACTUAL THIS YEAR				ENCUMBRANCE	BUDGET	UNENCUMBERED BALANCE
	CURRENT MONTH	YEAR TO DATE	%	CURRENT MONTH	%	YEAR TO DATE	%			
REVENUES										
4008 INVESTMENT EARNINGS	4,717.22	261,055.77	218	2,252.39	2	34,047.96	34	0.00	100,000.00	65,952.04
TOTAL REVENUES	4,717.22	261,055.77	218	2,252.39	2	34,047.96	34	0.00	100,000.00	65,952.04
EXPENDITURES										
TOTAL EXPENDITURES	0.00	0.00	0	0.00	0	0.00	0	0.00	0.00	0.00
OTHER FINANCING SOURCES (USES)										
7001 OTHER FINANCING USES	-9,603.63	-65,983.36	1	-8,831.46	8	-69,766.64	63	0.00	-110,224.00	-40,457.36
TOTAL OTHER FINANCING SOURCES (USES)	-9,603.63	-65,983.36		-8,831.46		-69,766.64		0.00	-110,224.00	-40,457.36
NET CHANGE IN FUND BALANCE	-4,886.41	195,072.41		-6,579.07		-35,718.68		0.00	-10,224.00	25,494.68



FUND DEPT 2840-043 : ARPA - EMERGENCY MGMT AGCY (EMA)

10/13/2024 9:09:59 AM

PERIOD ENDING 9/30/2024

	ACTUAL LAST YEAR			ACTUAL THIS YEAR				ENCUMBRANCE	BUDGET	UNENCUMBERED BALANCE
	CURRENT MONTH	YEAR TO DATE	%	CURRENT MONTH	%	YEAR TO DATE	%			
REVENUES										
TOTAL REVENUES	0.00	0.00	0	0.00	0	0.00	0	0.00	0.00	0.00
EXPENDITURES										
TOTAL EXPENDITURES	0.00	0.00	0	0.00	0	0.00	0	0.00	0.00	0.00
NET CHANGE IN FUND BALANCE	0.00	0.00		0.00		0.00		0.00	0.00	0.00




FUND DEPT 2840-075 : ARPA - GENERAL COUNTY

10/13/2024 9:09:59 AM

PERIOD ENDING 9/30/2024

	ACTUAL LAST YEAR			ACTUAL THIS YEAR				ENCUMBRANCE	BUDGET	UNENCUMBERED BALANCE
	CURRENT MONTH	YEAR TO DATE	%	CURRENT MONTH	%	YEAR TO DATE	%			
EXPENDITURES										
5001 SALARIES AND WAGES	3,468.00	3,468.00	11	2,073.50	0	2,546.50	0	0.00	0.00	-2,546.50
5003 FRINGE BENEFITS	356.86	356.86	10	160.61	0	258.64	0	0.00	0.00	-258.64
5010 COMMODITIES	507.96	19,463.64	97	20,644.35	17	46,790.20	39	19,541.72	120,000.00	53,668.08
5020 SERVICES	344,979.95	3,396,306.82	46	386,031.81	5	2,782,400.18	33	0.00	8,321,770.00	5,539,369.82
8000 CAPITAL OUTLAY	28,683.40	2,566,478.00	31	228,639.22	1	1,446,802.56	8	0.00	17,282,780.00	15,835,977.44
TOTAL EXPENDITURES	377,996.17	5,986,073.32	38	637,549.49	2	4,278,798.08	17	19,541.72	25,724,550.00	21,426,210.20
OTHER FINANCING SOURCES (USES)										
6001 OTHER FINANCING SOURCES	127,535.00	127,535.00	0	0.00	0	0.00	0	0.00	0.00	0.00
TOTAL OTHER FINANCING SOURCES (USES)	127,535.00	127,535.00		0.00		0.00		0.00	0.00	0.00
NET CHANGE IN FUND BALANCE	-250,461.17	-5,858,538.32		-637,549.49		-4,278,798.08		-19,541.72	-25,724,550.00	-21,426,210.20



FUND DEPT 2932-932 : INDOOR CLIMATE RESOURCES AGENCY - INDOOR CLIMATE RESOURCES AGENCY

10/13/2024 9:09:59 AM

PERIOD ENDING 9/30/2024

	ACTUAL LAST YEAR			ACTUAL THIS YEAR				ENCUMBRANCE	BUDGET	UNENCUMBERED BALANCE
	CURRENT MONTH	YEAR TO DATE	%	CURRENT MONTH	%	YEAR TO DATE	%			
REVENUES										
TOTAL REVENUES	0.00	0.00	0	0.00	0	0.00	0	0.00	0.00	0.00
EXPENDITURES										
TOTAL EXPENDITURES	0.00	0.00	0	0.00	0	0.00	0	0.00	0.00	0.00
NET CHANGE IN FUND BALANCE	0.00	0.00		0.00		0.00		0.00	0.00	0.00



FUND DEPT 3105-010 : CAPITAL ASSET REPLCMT FND - COUNTY BOARD

10/13/2024 9:09:59 AM

PERIOD ENDING 9/30/2024

	ACTUAL LAST YEAR			ACTUAL THIS YEAR				ENCUMBRANCE	BUDGET	UNENCUMBERED BALANCE
	CURRENT MONTH	YEAR TO DATE	%	CURRENT MONTH	%	YEAR TO DATE	%			
REVENUES										
4008 INVESTMENT EARNINGS	12,663.34	358,015.90	119 3	26,231.50	87	182,532.75	608	0.00	30,000.00	-152,532.75
TOTAL REVENUES	12,663.34	358,015.90	119 3	26,231.50	87	182,532.75	608	0.00	30,000.00	-152,532.75
EXPENDITURES										
5010 COMMODITIES	0.00	0.00	0	0.00	0	0.00	0	0.00	5,196.00	5,196.00
5020 SERVICES	25,631.00	553,475.17	42	0.00	0	338,820.55	40	0.00	853,825.00	515,004.45
TOTAL EXPENDITURES	25,631.00	553,475.17	42	0.00	0	338,820.55	39	0.00	859,021.00	520,200.45
OTHER FINANCING SOURCES (USES)										
TOTAL OTHER FINANCING SOURCES (USES)	0.00	0.00		0.00		0.00		0.00	0.00	0.00
NET CHANGE IN FUND BALANCE	-12,967.66	-195,459.27		26,231.50		-156,287.80		0.00	-829,021.00	-672,733.20



FUND DEPT 3105-016 : CAPITAL ASSET REPLCMT FND - ADMINISTRATIVE SERVICES

10/13/2024 9:09:59 AM

PERIOD ENDING 9/30/2024

	ACTUAL LAST YEAR			ACTUAL THIS YEAR				ENCUMBRANCE	BUDGET	UNENCUMBERED BALANCE
	CURRENT MONTH	YEAR TO DATE	%	CURRENT MONTH	%	YEAR TO DATE	%			
REVENUES										
TOTAL REVENUES	0.00	0.00	0	0.00	0	0.00	0	0.00	0.00	0.00
EXPENDITURES										
5010 COMMODITIES	0.00	0.00	0	0.00	0	0.00	0	0.00	19,957.00	19,957.00
5020 SERVICES	0.00	4,999.00	14	0.00	0	4,999.00	8	0.00	65,000.00	60,001.00
8000 CAPITAL OUTLAY	0.00	0.00	0	0.00	0	0.00	0	0.00	15,442.00	15,442.00
TOTAL EXPENDITURES	0.00	4,999.00	8	0.00	0	4,999.00	5	0.00	100,399.00	95,400.00
OTHER FINANCING SOURCES (USES)										
6001 OTHER FINANCING SOURCES	0.00	0.00	0	0.00	0	0.00	0	0.00	44,924.00	44,924.00
TOTAL OTHER FINANCING SOURCES (USES)	0.00	0.00		0.00		0.00		0.00	44,924.00	44,924.00
NET CHANGE IN FUND BALANCE	0.00	-4,999.00		0.00		-4,999.00		0.00	-55,475.00	-50,476.00



FUND DEPT 3105-020 : CAPITAL ASSET REPLCMT FND - AUDITOR

10/13/2024 9:09:59 AM

PERIOD ENDING 9/30/2024

	ACTUAL LAST YEAR			ACTUAL THIS YEAR				ENCUMBRANCE	BUDGET	UNENCUMBERED BALANCE
	CURRENT MONTH	YEAR TO DATE	%	CURRENT MONTH	%	YEAR TO DATE	%			
EXPENDITURES										
5010 COMMODITIES	0.00	4,720.00	95	0.00	0	0.00	0	0.00	0.00	0.00
TOTAL EXPENDITURES	0.00	4,720.00	95	0.00	0	0.00	0	0.00	0.00	0.00
OTHER FINANCING SOURCES (USES)										
6001 OTHER FINANCING SOURCES	0.00	0.00	0	0.00	0	0.00	0	0.00	2,160.00	2,160.00
TOTAL OTHER FINANCING SOURCES (USES)	0.00	0.00		0.00		0.00		0.00	2,160.00	2,160.00
NET CHANGE IN FUND BALANCE	0.00	-4,720.00		0.00		0.00		0.00	2,160.00	2,160.00



FUND DEPT 3105-021 : CAPITAL ASSET REPLCMT FND - BOARD OF REVIEW

10/13/2024 9:09:59 AM

PERIOD ENDING 9/30/2024

	ACTUAL LAST YEAR			ACTUAL THIS YEAR				ENCUMBRANCE	BUDGET	UNENCUMBERED BALANCE
	CURRENT MONTH	YEAR TO DATE	%	CURRENT MONTH	%	YEAR TO DATE	%			
EXPENDITURES										
TOTAL EXPENDITURES	0.00	0.00	0	0.00	0	0.00	0	0.00	0.00	0.00
OTHER FINANCING SOURCES (USES)										
6001 OTHER FINANCING SOURCES	0.00	0.00	0	0.00	0	0.00	0	0.00	2,025.00	2,025.00
TOTAL OTHER FINANCING SOURCES (USES)	0.00	0.00		0.00		0.00		0.00	2,025.00	2,025.00
NET CHANGE IN FUND BALANCE	0.00	0.00		0.00		0.00		0.00	2,025.00	2,025.00



PERIOD ENDING 9/30/2024

	ACTUAL LAST YEAR			ACTUAL THIS YEAR				ENCUMBRANCE	BUDGET	UNENCUMBERED BALANCE
	CURRENT MONTH	YEAR TO DATE	%	CURRENT MONTH	%	YEAR TO DATE	%			
EXPENDITURES										
TOTAL EXPENDITURES	0.00	0.00	0	0.00	0	0.00	0	0.00	0.00	0.00
OTHER FINANCING SOURCES (USES)										
6001 OTHER FINANCING SOURCES	0.00	0.00	0	0.00	0	0.00	0	0.00	12,500.00	12,500.00
TOTAL OTHER FINANCING SOURCES (USES)	0.00	0.00		0.00		0.00		0.00	12,500.00	12,500.00
NET CHANGE IN FUND BALANCE	0.00	0.00		0.00		0.00		0.00	12,500.00	12,500.00



FUND DEPT 3105-025 : CAPITAL ASSET REPLCMT FND - SUPERVISOR OF ASSESSMENT

10/13/2024 9:09:59 AM

PERIOD ENDING 9/30/2024

	ACTUAL LAST YEAR			ACTUAL THIS YEAR				ENCUMBRANCE	BUDGET	UNENCUMBERED BALANCE
	CURRENT MONTH	YEAR TO DATE	%	CURRENT MONTH	%	YEAR TO DATE	%			
EXPENDITURES										
5010 COMMODITIES	0.00	5,971.00	76	0.00	0	0.00	0	0.00	1,950.00	1,950.00
5020 SERVICES	0.00	5,852.21	98	0.00	0	22,604.17	100	0.00	22,605.00	0.83
TOTAL EXPENDITURES	0.00	11,823.21	85	0.00	0	22,604.17	92	0.00	24,555.00	1,950.83
OTHER FINANCING SOURCES (USES)										
6001 OTHER FINANCING SOURCES	0.00	0.00	0	0.00	0	0.00	0	0.00	27,048.00	27,048.00
TOTAL OTHER FINANCING SOURCES (USES)	0.00	0.00		0.00		0.00		0.00	27,048.00	27,048.00
NET CHANGE IN FUND BALANCE	0.00	-11,823.21		0.00		-22,604.17		0.00	2,493.00	25,097.17




FUND DEPT 3105-026 : CAPITAL ASSET REPLCMT FND - COUNTY TREASURER

10/13/2024 9:09:59 AM

PERIOD ENDING 9/30/2024

	ACTUAL LAST YEAR			ACTUAL THIS YEAR				ENCUMBRANCE	BUDGET	UNENCUMBERED BALANCE
	CURRENT MONTH	YEAR TO DATE	%	CURRENT MONTH	%	YEAR TO DATE	%			
EXPENDITURES										
5010 COMMODITIES	0.00	8,908.00	75	0.00	0	0.00	0	0.00	2,992.00	2,992.00
TOTAL EXPENDITURES	0.00	8,908.00	75	0.00	0	0.00	0	0.00	2,992.00	2,992.00
OTHER FINANCING SOURCES (USES)										
TOTAL OTHER FINANCING SOURCES (USES)	0.00	0.00		0.00		0.00		0.00	0.00	0.00
NET CHANGE IN FUND BALANCE	0.00	-8,908.00		0.00		0.00		0.00	-2,992.00	-2,992.00



FUND DEPT 3105-028 : CAPITAL ASSET REPLCMT FND - INFORMATION TECHNOLOGY (IT)

10/13/2024 9:09:59 AM

PERIOD ENDING 9/30/2024

	ACTUAL LAST YEAR			ACTUAL THIS YEAR				ENCUMBRANCE	BUDGET	UNENCUMBERED BALANCE
	CURRENT MONTH	YEAR TO DATE	%	CURRENT MONTH	%	YEAR TO DATE	%			
REVENUES										
4009 MISCELLANEOUS REVENUES	0.00	35,205.31	0	0.00	0	0.00	0	0.00	0.00	0.00
TOTAL REVENUES	0.00	35,205.31	0	0.00	0	0.00	0	0.00	0.00	0.00
EXPENDITURES										
5010 COMMODITIES	0.00	173,747.91	97	0.00	0	0.00	0	0.00	5,460.00	5,460.00
5020 SERVICES	36,669.12	556,860.38	65	26,745.00	3	599,717.50	64	0.00	939,294.00	339,576.50
8000 CAPITAL OUTLAY	0.00	0.00	0	0.00	0	76,940.50	26	0.00	297,571.96	220,631.46
TOTAL EXPENDITURES	36,669.12	730,608.29	42	26,745.00	2	676,658.00	54	0.00	1,242,325.96	565,667.96
OTHER FINANCING SOURCES (USES)										
6001 OTHER FINANCING SOURCES	0.00	0.00	0	0.00	0	0.00	0	0.00	734,418.00	734,418.00
TOTAL OTHER FINANCING SOURCES (USES)	0.00	0.00		0.00		0.00		0.00	734,418.00	734,418.00
NET CHANGE IN FUND BALANCE	-36,669.12	-695,402.98		-26,745.00		-676,658.00		0.00	-507,907.96	168,750.04



FUND DEPT 3105-036 : CAPITAL ASSET REPLCMT FND - PUBLIC DEFENDER

10/13/2024 9:09:59 AM

PERIOD ENDING 9/30/2024

	ACTUAL LAST YEAR			ACTUAL THIS YEAR				ENCUMBRANCE	BUDGET	UNENCUMBERED BALANCE
	CURRENT MONTH	YEAR TO DATE	%	CURRENT MONTH	%	YEAR TO DATE	%			
EXPENDITURES										
5010 COMMODITIES	0.00	6,255.00	84	0.00	0	0.00	0	0.00	2,400.00	2,400.00
5020 SERVICES	0.00	0.00	0	0.00	0	0.00	0	0.00	1,035.00	1,035.00
8000 CAPITAL OUTLAY	0.00	0.00	0	0.00	0	27,042.00	90	0.00	30,000.00	2,958.00
TOTAL EXPENDITURES	0.00	6,255.00	84	0.00	0	27,042.00	81	0.00	33,435.00	6,393.00
OTHER FINANCING SOURCES (USES)										
6001 OTHER FINANCING SOURCES	0.00	0.00	0	0.00	0	0.00	0	0.00	45,993.00	45,993.00
TOTAL OTHER FINANCING SOURCES (USES)	0.00	0.00		0.00		0.00		0.00	45,993.00	45,993.00
NET CHANGE IN FUND BALANCE	0.00	-6,255.00		0.00		-27,042.00		0.00	12,558.00	39,600.00



FUND DEPT 3105-040 : CAPITAL ASSET REPLCMT FND - SHERIFF

10/13/2024 9:09:59 AM

PERIOD ENDING 9/30/2024

	ACTUAL LAST YEAR			ACTUAL THIS YEAR				ENCUMBRANCE	BUDGET	UNENCUMBERED BALANCE
	CURRENT MONTH	YEAR TO DATE	%	CURRENT MONTH	%	YEAR TO DATE	%			
EXPENDITURES										
5010 COMMODITIES	0.00	5,948.04	21	0.00	0	10,910.15	39	0.00	28,160.00	17,249.85
5020 SERVICES	0.00	25,560.00	75	0.00	0	35,102.40	98	0.00	36,000.00	897.60
TOTAL EXPENDITURES	0.00	31,508.04	50	0.00	0	46,012.55	72	0.00	64,160.00	18,147.45
OTHER FINANCING SOURCES (USES)										
6001 OTHER FINANCING SOURCES	0.00	0.00	0	0.00	0	0.00	0	0.00	254,738.00	254,738.00
TOTAL OTHER FINANCING SOURCES (USES)	0.00	0.00		0.00		0.00		0.00	254,738.00	254,738.00
NET CHANGE IN FUND BALANCE	0.00	-31,508.04		0.00		-46,012.55		0.00	190,578.00	236,590.55



PERIOD ENDING 9/30/2024

	ACTUAL LAST YEAR			ACTUAL THIS YEAR				ENCUMBRANCE	BUDGET	UNENCUMBERED BALANCE
	CURRENT MONTH	YEAR TO DATE	%	CURRENT MONTH	%	YEAR TO DATE	%			
EXPENDITURES										
5010 COMMODITIES	0.00	0.00	0	0.00	0	0.00	0	0.00	7,750.00	7,750.00
TOTAL EXPENDITURES	0.00	0.00	0	0.00	0	0.00	0	0.00	7,750.00	7,750.00
OTHER FINANCING SOURCES (USES)										
6001 OTHER FINANCING SOURCES	0.00	0.00	0	0.00	0	0.00	0	0.00	25,970.00	25,970.00
TOTAL OTHER FINANCING SOURCES (USES)	0.00	0.00		0.00		0.00		0.00	25,970.00	25,970.00
NET CHANGE IN FUND BALANCE	0.00	0.00		0.00		0.00		0.00	18,220.00	18,220.00




FUND DEPT 3105-042 : CAPITAL ASSET REPLCMT FND - CORONER

10/13/2024 9:09:59 AM

PERIOD ENDING 9/30/2024

	ACTUAL LAST YEAR			ACTUAL THIS YEAR				ENCUMBRANCE	BUDGET	UNENCUMBERED BALANCE
	CURRENT MONTH	YEAR TO DATE	%	CURRENT MONTH	%	YEAR TO DATE	%			
EXPENDITURES										
<i>TOTAL EXPENDITURES</i>	<i>0.00</i>	<i>0.00</i>	<i>0</i>	<i>0.00</i>	<i>0</i>	<i>0.00</i>	<i>0</i>	<i>0.00</i>	<i>0.00</i>	<i>0.00</i>
OTHER FINANCING SOURCES (USES)										
<i>TOTAL OTHER FINANCING SOURCES (USES)</i>	<i>0.00</i>	<i>0.00</i>		<i>0.00</i>		<i>0.00</i>		<i>0.00</i>	<i>0.00</i>	<i>0.00</i>
NET CHANGE IN FUND BALANCE	0.00	0.00		0.00		0.00		0.00	0.00	0.00



PERIOD ENDING 9/30/2024

	ACTUAL LAST YEAR			ACTUAL THIS YEAR				ENCUMBRANCE	BUDGET	UNENCUMBERED BALANCE
	CURRENT MONTH	YEAR TO DATE	%	CURRENT MONTH	%	YEAR TO DATE	%			
EXPENDITURES										
5010 COMMODITIES	0.00	1,180.00	28	0.00	0	0.00	0	0.00	49,200.00	49,200.00
8000 CAPITAL OUTLAY	0.00	0.00	0	0.00	0	35,000.00	49	0.00	71,000.00	36,000.00
TOTAL EXPENDITURES	0.00	1,180.00	1	0.00	0	35,000.00	29	0.00	120,200.00	85,200.00
OTHER FINANCING SOURCES (USES)										
6001 OTHER FINANCING SOURCES	0.00	0.00	0	0.00	0	0.00	0	0.00	2,840.00	2,840.00
TOTAL OTHER FINANCING SOURCES (USES)	0.00	0.00		0.00		0.00		0.00	2,840.00	2,840.00
NET CHANGE IN FUND BALANCE	0.00	-1,180.00		0.00		-35,000.00		0.00	-117,360.00	-82,360.00



FUND DEPT 3105-051 : CAPITAL ASSET REPLCMT FND - JUVENILE DETENTION CENTER

10/13/2024 9:09:59 AM

PERIOD ENDING 9/30/2024

	ACTUAL LAST YEAR			ACTUAL THIS YEAR				ENCUMBRANCE	BUDGET	UNENCUMBERED BALANCE
	CURRENT MONTH	YEAR TO DATE	%	CURRENT MONTH	%	YEAR TO DATE	%			
EXPENDITURES										
5010 COMMODITIES	0.00	6,369.00	50	0.00	0	0.00	0	0.00	9,565.00	9,565.00
5020 SERVICES	0.00	3,995.00	57	3,693.00	19	11,738.00	60	0.00	19,551.00	7,813.00
8000 CAPITAL OUTLAY	9,083.00	15,135.61	24	0.00	0	10,540.00	19	10,540.00	54,500.00	33,420.00
TOTAL EXPENDITURES	9,083.00	25,499.61	31	3,693.00	4	22,278.00	27	10,540.00	83,616.00	50,798.00
OTHER FINANCING SOURCES (USES)										
6001 OTHER FINANCING SOURCES	0.00	0.00	0	0.00	0	0.00	0	0.00	72,010.00	72,010.00
TOTAL OTHER FINANCING SOURCES (USES)	0.00	0.00		0.00		0.00		0.00	72,010.00	72,010.00
NET CHANGE IN FUND BALANCE	-9,083.00	-25,499.61		-3,693.00		-22,278.00		-10,540.00	-11,606.00	21,212.00



FUND DEPT 3105-052 : CAPITAL ASSET REPLCMT FND - COURT SERVICES -PROBATION

10/13/2024 9:09:59 AM

PERIOD ENDING 9/30/2024

	ACTUAL LAST YEAR			ACTUAL THIS YEAR				ENCUMBRANCE	BUDGET	UNENCUMBERED BALANCE
	CURRENT MONTH	YEAR TO DATE	%	CURRENT MONTH	%	YEAR TO DATE	%			
EXPENDITURES										
5010 COMMODITIES	0.00	43,720.00	53	0.00	0	0.00	0	0.00	14,575.00	14,575.00
TOTAL EXPENDITURES	0.00	43,720.00	48	0.00	0	0.00	0	0.00	14,575.00	14,575.00
OTHER FINANCING SOURCES (USES)										
6001 OTHER FINANCING SOURCES	0.00	0.00	0	0.00	0	0.00	0	0.00	3,572.00	3,572.00
TOTAL OTHER FINANCING SOURCES (USES)	0.00	0.00		0.00		0.00		0.00	3,572.00	3,572.00
NET CHANGE IN FUND BALANCE	0.00	-43,720.00		0.00		0.00		0.00	-11,003.00	-11,003.00



FUND DEPT 3105-059 : CAPITAL ASSET REPLCMT FND - FACILITIES PLANNING

10/13/2024 9:09:59 AM

PERIOD ENDING 9/30/2024

	ACTUAL LAST YEAR			ACTUAL THIS YEAR				ENCUMBRANCE	BUDGET	UNENCUMBERED BALANCE
	CURRENT MONTH	YEAR TO DATE	%	CURRENT MONTH	%	YEAR TO DATE	%			
REVENUES										
4008 INVESTMENT EARNINGS	155,146.31	811,229.51	0	4,084.05	0	383,513.27	0	0.00	0.00	-383,513.27
4009 MISCELLANEOUS REVENUES	0.00	130,995.62	0	0.00	0	0.00	0	0.00	0.00	0.00
TOTAL REVENUES	155,146.31	942,225.13	0	4,084.05	0	383,513.27	0	0.00	0.00	-383,513.27
EXPENDITURES										
5020 SERVICES	2,650.00	44,687.01	13	0.00	0	21,941.32	22	0.00	100,000.00	78,058.68
8000 CAPITAL OUTLAY	2,679,692.18	15,225,641.64	32	176,048.03	1	14,050,200.81	57	49,000.00	24,737,259.00	10,638,058.19
TOTAL EXPENDITURES	2,682,342.18	15,270,328.65	32	176,048.03	1	14,072,142.13	57	49,000.00	24,837,259.00	10,716,116.87
OTHER FINANCING SOURCES (USES)										
6001 OTHER FINANCING SOURCES	0.00	0.00	0	0.00	0	0.00	0	0.00	8,533,357.00	8,533,357.00
TOTAL OTHER FINANCING SOURCES (USES)	0.00	0.00		0.00		0.00		0.00	8,533,357.00	8,533,357.00
NET CHANGE IN FUND BALANCE	-2,527,195.87	-14,328,103.52		-171,963.98		-13,688,628.86		-49,000.00	-16,303,902.00	-2,566,273.14



PERIOD ENDING 9/30/2024

	ACTUAL LAST YEAR			ACTUAL THIS YEAR				ENCUMBRANCE	BUDGET	UNENCUMBERED BALANCE
	CURRENT MONTH	YEAR TO DATE	%	CURRENT MONTH	%	YEAR TO DATE	%			
EXPENDITURES										
5010 COMMODITIES	0.00	4,638.00	6	0.00	0	2,150.15	8	0.00	25,600.00	23,449.85
8000 CAPITAL OUTLAY	0.00	0.00	0	0.00	0	230,707.18	77	0.00	299,678.00	68,970.82
TOTAL EXPENDITURES	0.00	4,638.00	3	0.00	0	232,857.33	72	0.00	325,278.00	92,420.67
OTHER FINANCING SOURCES (USES)										
6001 OTHER FINANCING SOURCES	0.00	0.00	0	0.00	0	0.00	0	0.00	141,463.00	141,463.00
TOTAL OTHER FINANCING SOURCES (USES)	0.00	0.00		0.00		0.00		0.00	141,463.00	141,463.00
NET CHANGE IN FUND BALANCE	0.00	-4,638.00		0.00		-232,857.33		0.00	-183,815.00	49,042.33



FUND DEPT 3105-075 : CAPITAL ASSET REPLCMT FND - GENERAL COUNTY

10/13/2024 9:09:59 AM

PERIOD ENDING 9/30/2024

	ACTUAL LAST YEAR			ACTUAL THIS YEAR				ENCUMBRANCE	BUDGET	UNENCUMBERED BALANCE
	CURRENT MONTH	YEAR TO DATE	%	CURRENT MONTH	%	YEAR TO DATE	%			
OTHER FINANCING SOURCES (USES)										
TOTAL OTHER FINANCING SOURCES (USES)	<i>0.00</i>	<i>0.00</i>		<i>0.00</i>		<i>0.00</i>		<i>0.00</i>	<i>0.00</i>	<i>0.00</i>
NET CHANGE IN FUND BALANCE	0.00	0.00		0.00		0.00		0.00	0.00	0.00



FUND DEPT 3105-077 : CAPITAL ASSET REPLCMT FND - ZONING AND ENFORCE (P&Z)

10/13/2024 9:09:59 AM

PERIOD ENDING 9/30/2024

	ACTUAL LAST YEAR			ACTUAL THIS YEAR				ENCUMBRANCE	BUDGET	UNENCUMBERED BALANCE
	CURRENT MONTH	YEAR TO DATE	%	CURRENT MONTH	%	YEAR TO DATE	%			
EXPENDITURES										
5010 COMMODITIES	0.00	1,938.00	50	0.00	0	0.00	0	0.00	1,350.00	1,350.00
5020 SERVICES	0.00	0.00	0	0.00	0	0.00	0	0.00	56,293.00	56,293.00
TOTAL EXPENDITURES	0.00	1,938.00	6	0.00	0	0.00	0	0.00	57,643.00	57,643.00
OTHER FINANCING SOURCES (USES)										
6001 OTHER FINANCING SOURCES	0.00	0.00	0	0.00	0	0.00	0	0.00	28,784.00	28,784.00
TOTAL OTHER FINANCING SOURCES (USES)	0.00	0.00		0.00		0.00		0.00	28,784.00	28,784.00
NET CHANGE IN FUND BALANCE	0.00	-1,938.00		0.00		0.00		0.00	-28,859.00	-28,859.00



FUND DEPT 3105-140 : CAPITAL ASSET REPLCMT FND - CORRECTIONAL CENTER

10/13/2024 9:09:59 AM

PERIOD ENDING 9/30/2024

	ACTUAL LAST YEAR			ACTUAL THIS YEAR				ENCUMBRANCE	BUDGET	UNENCUMBERED BALANCE
	CURRENT MONTH	YEAR TO DATE	%	CURRENT MONTH	%	YEAR TO DATE	%			
EXPENDITURES										
5010 COMMODITIES	0.00	969.00	3	0.00	0	0.00	0	0.00	23,468.00	23,468.00
5020 SERVICES	0.00	87,850.18	59	0.00	0	108,473.42	78	0.00	138,361.00	29,887.58
8000 CAPITAL OUTLAY	0.00	0.00	0	10,045.00	3	10,045.00	3	5,225.00	296,634.00	281,364.00
TOTAL EXPENDITURES	0.00	88,819.18	22	10,045.00	2	118,518.42	26	5,225.00	458,463.00	334,719.58
OTHER FINANCING SOURCES (USES)										
6001 OTHER FINANCING SOURCES	0.00	0.00	0	0.00	0	0.00	0	0.00	205,582.00	205,582.00
TOTAL OTHER FINANCING SOURCES (USES)	0.00	0.00		0.00		0.00		0.00	205,582.00	205,582.00
NET CHANGE IN FUND BALANCE	0.00	-88,819.18		-10,045.00		-118,518.42		-5,225.00	-252,881.00	-129,137.58



FUND DEPT 3303-010 : COURT COMPLEX CONSTR FUND - COUNTY BOARD

10/13/2024 9:09:59 AM

PERIOD ENDING 9/30/2024

	ACTUAL LAST YEAR			ACTUAL THIS YEAR				ENCUMBRANCE	BUDGET	UNENCUMBERED BALANCE
	CURRENT MONTH	YEAR TO DATE	%	CURRENT MONTH	%	YEAR TO DATE	%			
REVENUES										
4008 INVESTMENT EARNINGS	44.17	701.55	140 3	68.51	46	547.20	365	0.00	150.00	-397.20
TOTAL REVENUES	44.17	701.55	140 3	68.51	46	547.20	365	0.00	150.00	-397.20
EXPENDITURES										
5020 SERVICES	0.00	0.00	0	0.00	0	0.00	0	0.00	17,751.00	17,751.00
TOTAL EXPENDITURES	0.00	0.00	0	0.00	0	0.00	0	0.00	17,751.00	17,751.00
OTHER FINANCING SOURCES (USES)										
TOTAL OTHER FINANCING SOURCES (USES)	0.00	0.00		0.00		0.00		0.00	0.00	0.00
NET CHANGE IN FUND BALANCE	44.17	701.55		68.51		547.20		0.00	-17,601.00	-18,148.20



FUND DEPT 4074-010 : 2003 NURS HM BOND DBT SRV - COUNTY BOARD

10/13/2024 9:09:59 AM

PERIOD ENDING 9/30/2024

	ACTUAL LAST YEAR			ACTUAL THIS YEAR				ENCUMBRANCE	BUDGET	UNENCUMBERED BALANCE
	CURRENT MONTH	YEAR TO DATE	%	CURRENT MONTH	%	YEAR TO DATE	%			
REVENUES										
TOTAL REVENUES	0.00	0.00	0	0.00	0	0.00	0	0.00	0.00	0.00
EXPENDITURES										
TOTAL EXPENDITURES	0.00	0.00	0	0.00	0	0.00	0	0.00	0.00	0.00
OTHER FINANCING SOURCES (USES)										
TOTAL OTHER FINANCING SOURCES (USES)	0.00	0.00		0.00		0.00		0.00	0.00	0.00
NET CHANGE IN FUND BALANCE	0.00	0.00		0.00		0.00		0.00	0.00	0.00



FUND DEPT 4350-010 : HWY FACIL BOND DEBT SERVICE - COUNTY BOARD

10/13/2024 9:09:59 AM

PERIOD ENDING 9/30/2024

	ACTUAL LAST YEAR			ACTUAL THIS YEAR				ENCUMBRANCE	BUDGET	UNENCUMBERED BALANCE
	CURRENT MONTH	YEAR TO DATE	%	CURRENT MONTH	%	YEAR TO DATE	%			
REVENUES										
TOTAL REVENUES	0.00	0.00	0	0.00	0	0.00	0	0.00	0.00	0.00
OTHER FINANCING SOURCES (USES)										
TOTAL OTHER FINANCING SOURCES (USES)	0.00	0.00		0.00		0.00		0.00	0.00	0.00
NET CHANGE IN FUND BALANCE	0.00	0.00		0.00		0.00		0.00	0.00	0.00



FUND DEPT 5081-075 : NURSING HOME - GENERAL COUNTY

10/13/2024 9:09:59 AM

PERIOD ENDING 9/30/2024

	ACTUAL LAST YEAR			ACTUAL THIS YEAR				ENCUMBRANCE	BUDGET	UNENCUMBERED BALANCE
	CURRENT MONTH	YEAR TO DATE	%	CURRENT MONTH	%	YEAR TO DATE	%			
OTHER FINANCING SOURCES (USES)										
TOTAL OTHER FINANCING SOURCES (USES)	<i>0.00</i>	<i>0.00</i>		<i>0.00</i>		<i>0.00</i>		<i>0.00</i>	<i>0.00</i>	<i>0.00</i>
NET CHANGE IN FUND BALANCE	0.00	0.00		0.00		0.00		0.00	0.00	0.00



FUND DEPT 5081-120 : NURSING HOME - EMPLOYEE GROUP INSURANCE

10/13/2024 9:09:59 AM

PERIOD ENDING 9/30/2024

	ACTUAL LAST YEAR			ACTUAL THIS YEAR				ENCUMBRANCE	BUDGET	UNENCUMBERED BALANCE
	CURRENT MONTH	YEAR TO DATE	%	CURRENT MONTH	%	YEAR TO DATE	%			
OTHER FINANCING SOURCES (USES)										
TOTAL OTHER FINANCING SOURCES (USES)	<i>0.00</i>	<i>0.00</i>		<i>0.00</i>		<i>0.00</i>		<i>0.00</i>	<i>0.00</i>	<i>0.00</i>
NET CHANGE IN FUND BALANCE	0.00	0.00		0.00		0.00		0.00	0.00	0.00



FUND DEPT 5081-405 : NURSING HOME - NURSING HOME TRANSITION

10/13/2024 9:09:59 AM

PERIOD ENDING 9/30/2024

	ACTUAL LAST YEAR			ACTUAL THIS YEAR				ENCUMBRANCE	BUDGET	UNENCUMBERED BALANCE
	CURRENT MONTH	YEAR TO DATE	%	CURRENT MONTH	%	YEAR TO DATE	%			
REVENUES										
TOTAL REVENUES	0.00	0.00	0	0.00	0	0.00	0	0.00	0.00	0.00
EXPENDITURES										
TOTAL EXPENDITURES	0.00	0.00	0	0.00	0	0.00	0	0.00	0.00	0.00
OTHER FINANCING SOURCES (USES)										
TOTAL OTHER FINANCING SOURCES (USES)	0.00	0.00		0.00		0.00		0.00	0.00	0.00
NET CHANGE IN FUND BALANCE	0.00	0.00		0.00		0.00		0.00	0.00	0.00



FUND DEPT 5081-410 : NURSING HOME - ADMINISTRATIVE

10/13/2024 9:09:59 AM

PERIOD ENDING 9/30/2024

	ACTUAL LAST YEAR			ACTUAL THIS YEAR				ENCUMBRANCE	BUDGET	UNENCUMBERED BALANCE
	CURRENT MONTH	YEAR TO DATE	%	CURRENT MONTH	%	YEAR TO DATE	%			
REVENUES										
4008 INVESTMENT EARNINGS	433.98	3,540.55	885	192.29	77	2,476.51	991	0.00	250.00	-2,226.51
4009 MISCELLANEOUS REVENUES	0.00	-116,416.22	0	0.00	0	0.00	0	0.00	0.00	0.00
TOTAL REVENUES	433.98	-112,875.67	282	192.29	77	2,476.51	991	0.00	250.00	-2,226.51
			19							
EXPENDITURES										
5020 SERVICES	4,722.80	111,429.09	68	214.50	0	33,194.80	29	0.00	114,057.00	80,862.20
TOTAL EXPENDITURES	4,722.80	111,429.09	68	214.50	0	33,194.80	29	0.00	114,057.00	80,862.20
OTHER FINANCING SOURCES (USES)										
TOTAL OTHER FINANCING SOURCES (USES)	0.00	0.00		0.00		0.00		0.00	0.00	0.00
NET CHANGE IN FUND BALANCE	-4,288.82	-224,304.76		-22.21		-30,718.29		0.00	-113,807.00	-83,088.71



FUND DEPT 5081-415 : NURSING HOME - ENVIRONMENTAL SERVICES

10/13/2024 9:09:59 AM

PERIOD ENDING 9/30/2024

	ACTUAL LAST YEAR			ACTUAL THIS YEAR				ENCUMBRANCE	BUDGET	UNENCUMBERED BALANCE
	CURRENT MONTH	YEAR TO DATE	%	CURRENT MONTH	%	YEAR TO DATE	%			
EXPENDITURES										
TOTAL EXPENDITURES	0.00	0.00	0	0.00	0	0.00	0	0.00	0.00	0.00
NET CHANGE IN FUND BALANCE	0.00	0.00		0.00		0.00		0.00	0.00	0.00



FUND DEPT 5081-420 : NURSING HOME - LAUNDRY

10/13/2024 9:09:59 AM

PERIOD ENDING 9/30/2024

	ACTUAL LAST YEAR			ACTUAL THIS YEAR				ENCUMBRANCE	BUDGET	UNENCUMBERED BALANCE
	CURRENT MONTH	YEAR TO DATE	%	CURRENT MONTH	%	YEAR TO DATE	%			
EXPENDITURES										
TOTAL EXPENDITURES	0.00	0.00	0	0.00	0	0.00	0	0.00	0.00	0.00
NET CHANGE IN FUND BALANCE	0.00	0.00		0.00		0.00		0.00	0.00	0.00



FUND DEPT 5081-425 : NURSING HOME - MAINTENANCE

10/13/2024 9:09:59 AM

PERIOD ENDING 9/30/2024

	ACTUAL LAST YEAR			ACTUAL THIS YEAR				ENCUMBRANCE	BUDGET	UNENCUMBERED BALANCE
	CURRENT MONTH	YEAR TO DATE	%	CURRENT MONTH	%	YEAR TO DATE	%			
EXPENDITURES										
TOTAL EXPENDITURES	0.00	0.00	0	0.00	0	0.00	0	0.00	0.00	0.00
NET CHANGE IN FUND BALANCE	0.00	0.00		0.00		0.00		0.00	0.00	0.00



FUND DEPT 5081-430 : NURSING HOME - NURSING SERVICES

10/13/2024 9:09:59 AM

PERIOD ENDING 9/30/2024

	ACTUAL LAST YEAR			ACTUAL THIS YEAR				ENCUMBRANCE	BUDGET	UNENCUMBERED BALANCE
	CURRENT MONTH	YEAR TO DATE	%	CURRENT MONTH	%	YEAR TO DATE	%			
EXPENDITURES										
TOTAL EXPENDITURES	0.00	0.00	0	0.00	0	0.00	0	0.00	0.00	0.00
NET CHANGE IN FUND BALANCE	0.00	0.00		0.00		0.00		0.00	0.00	0.00



FUND DEPT 5081-440 : NURSING HOME - ACTIVITIES

10/13/2024 9:09:59 AM

PERIOD ENDING 9/30/2024

	ACTUAL LAST YEAR			ACTUAL THIS YEAR				ENCUMBRANCE	BUDGET	UNENCUMBERED BALANCE
	CURRENT MONTH	YEAR TO DATE	%	CURRENT MONTH	%	YEAR TO DATE	%			
EXPENDITURES										
TOTAL EXPENDITURES	0.00	0.00	0	0.00	0	0.00	0	0.00	0.00	0.00
NET CHANGE IN FUND BALANCE	0.00	0.00		0.00		0.00		0.00	0.00	0.00



FUND DEPT 5081-441 : NURSING HOME - SOCIAL SERVICES

10/13/2024 9:09:59 AM

PERIOD ENDING 9/30/2024

	ACTUAL LAST YEAR			ACTUAL THIS YEAR				ENCUMBRANCE	BUDGET	UNENCUMBERED BALANCE
	CURRENT MONTH	YEAR TO DATE	%	CURRENT MONTH	%	YEAR TO DATE	%			
EXPENDITURES										
TOTAL EXPENDITURES	0.00	0.00	0	0.00	0	0.00	0	0.00	0.00	0.00
NET CHANGE IN FUND BALANCE	0.00	0.00		0.00		0.00		0.00	0.00	0.00



FUND DEPT 5081-445 : NURSING HOME - PHYSICAL THERAPY

10/13/2024 9:09:59 AM

PERIOD ENDING 9/30/2024

	ACTUAL LAST YEAR			ACTUAL THIS YEAR				ENCUMBRANCE	BUDGET	UNENCUMBERED BALANCE
	CURRENT MONTH	YEAR TO DATE	%	CURRENT MONTH	%	YEAR TO DATE	%			
EXPENDITURES										
TOTAL EXPENDITURES	0.00	0.00	0	0.00	0	0.00	0	0.00	0.00	0.00
NET CHANGE IN FUND BALANCE	0.00	0.00		0.00		0.00		0.00	0.00	0.00




FUND DEPT 5081-446 : NURSING HOME - OCCUPATIONAL THERAPY

10/13/2024 9:09:59 AM

PERIOD ENDING 9/30/2024

	ACTUAL LAST YEAR			ACTUAL THIS YEAR				ENCUMBRANCE	BUDGET	UNENCUMBERED BALANCE
	CURRENT MONTH	YEAR TO DATE	%	CURRENT MONTH	%	YEAR TO DATE	%			
EXPENDITURES										
TOTAL EXPENDITURES	0.00	0.00	0	0.00	0	0.00	0	0.00	0.00	0.00
NET CHANGE IN FUND BALANCE	0.00	0.00		0.00		0.00		0.00	0.00	0.00



FUND DEPT 5081-447 : NURSING HOME - RESPIRATORY THERAPY

10/13/2024 9:09:59 AM

PERIOD ENDING 9/30/2024

	ACTUAL LAST YEAR			ACTUAL THIS YEAR				ENCUMBRANCE	BUDGET	UNENCUMBERED BALANCE
	CURRENT MONTH	YEAR TO DATE	%	CURRENT MONTH	%	YEAR TO DATE	%			
EXPENDITURES										
TOTAL EXPENDITURES	0.00	0.00	0	0.00	0	0.00	0	0.00	0.00	0.00
NET CHANGE IN FUND BALANCE	0.00	0.00		0.00		0.00		0.00	0.00	0.00



FUND DEPT 5081-448 : NURSING HOME - SPEECH THERAPY

10/13/2024 9:09:59 AM

PERIOD ENDING 9/30/2024

	ACTUAL LAST YEAR			ACTUAL THIS YEAR				ENCUMBRANCE	BUDGET	UNENCUMBERED BALANCE
	CURRENT MONTH	YEAR TO DATE	%	CURRENT MONTH	%	YEAR TO DATE	%			
EXPENDITURES										
TOTAL EXPENDITURES	0.00	0.00	0	0.00	0	0.00	0	0.00	0.00	0.00
NET CHANGE IN FUND BALANCE	0.00	0.00		0.00		0.00		0.00	0.00	0.00



FUND DEPT 5081-450 : NURSING HOME - DIETARY

10/13/2024 9:09:59 AM

PERIOD ENDING 9/30/2024

	ACTUAL LAST YEAR			ACTUAL THIS YEAR				ENCUMBRANCE	BUDGET	UNENCUMBERED BALANCE
	CURRENT MONTH	YEAR TO DATE	%	CURRENT MONTH	%	YEAR TO DATE	%			
EXPENDITURES										
TOTAL EXPENDITURES	0.00	0.00	0	0.00	0	0.00	0	0.00	0.00	0.00
NET CHANGE IN FUND BALANCE	0.00	0.00		0.00		0.00		0.00	0.00	0.00



FUND DEPT 5081-455 : NURSING HOME - BEAUTY SHOP

10/13/2024 9:09:59 AM

PERIOD ENDING 9/30/2024

	ACTUAL LAST YEAR			ACTUAL THIS YEAR				ENCUMBRANCE	BUDGET	UNENCUMBERED BALANCE
	CURRENT MONTH	YEAR TO DATE	%	CURRENT MONTH	%	YEAR TO DATE	%			
EXPENDITURES										
TOTAL EXPENDITURES	0.00	0.00	0	0.00	0	0.00	0	0.00	0.00	0.00
NET CHANGE IN FUND BALANCE	0.00	0.00		0.00		0.00		0.00	0.00	0.00



FUND DEPT 5081-460 : NURSING HOME - ADULT DAY CARE

10/13/2024 9:09:59 AM

PERIOD ENDING 9/30/2024

	ACTUAL LAST YEAR			ACTUAL THIS YEAR				ENCUMBRANCE	BUDGET	UNENCUMBERED BALANCE
	CURRENT MONTH	YEAR TO DATE	%	CURRENT MONTH	%	YEAR TO DATE	%			
EXPENDITURES										
TOTAL EXPENDITURES	0.00	0.00	0	0.00	0	0.00	0	0.00	0.00	0.00
NET CHANGE IN FUND BALANCE	0.00	0.00		0.00		0.00		0.00	0.00	0.00




FUND DEPT 5081-462 : NURSING HOME - ALZHEIMERS UNIT

10/13/2024 9:09:59 AM

PERIOD ENDING 9/30/2024

	ACTUAL LAST YEAR			ACTUAL THIS YEAR				ENCUMBRANCE	BUDGET	UNENCUMBERED BALANCE
	CURRENT MONTH	YEAR TO DATE	%	CURRENT MONTH	%	YEAR TO DATE	%			
EXPENDITURES										
TOTAL EXPENDITURES	0.00	0.00	0	0.00	0	0.00	0	0.00	0.00	0.00
NET CHANGE IN FUND BALANCE	0.00	0.00		0.00		0.00		0.00	0.00	0.00



FUND DEPT 6476-118 : SELF-FUNDED INSURANCE - PROPERTY/LIABILITY INSUR

10/13/2024 9:09:59 AM

PERIOD ENDING 9/30/2024

	ACTUAL LAST YEAR			ACTUAL THIS YEAR				ENCUMBRANCE	BUDGET	UNENCUMBERED BALANCE
	CURRENT MONTH	YEAR TO DATE	%	CURRENT MONTH	%	YEAR TO DATE	%			
REVENUES										
4007 CHARGES FOR SERVICES	0.00	0.00	0	0.00	0	0.00	0	0.00	1,774,072.00	1,774,072.00
4009 MISCELLANEOUS REVENUES	0.00	678.50	0	0.00	0	32,282.76	0	0.00	0.00	-32,282.76
TOTAL REVENUES	0.00	678.50	0	0.00	0	32,282.76	2	0.00	1,774,072.00	1,741,789.24
EXPENDITURES										
5020 SERVICES	92,675.13	1,236,772.14	62	20,330.74	1	319,773.39	18	0.00	1,768,000.00	1,448,226.61
TOTAL EXPENDITURES	92,675.13	1,236,772.14	62	20,330.74	1	319,773.39	18	0.00	1,768,000.00	1,448,226.61
OTHER FINANCING SOURCES (USES)										
7001 OTHER FINANCING USES	0.00	0.00	0	0.00	0	0.00	0	0.00	-6,072.00	-6,072.00
TOTAL OTHER FINANCING SOURCES (USES)	0.00	0.00		0.00		0.00		0.00	-6,072.00	-6,072.00
NET CHANGE IN FUND BALANCE	-92,675.13	-1,236,093.64		-20,330.74		-287,490.63		0.00	0.00	287,490.63



FUND DEPT 6476-119 : SELF-FUNDED INSURANCE - WORKERS COMP INSURANCE

10/13/2024 9:09:59 AM

PERIOD ENDING 9/30/2024

	ACTUAL LAST YEAR			ACTUAL THIS YEAR				ENCUMBRANCE	BUDGET	UNENCUMBERED BALANCE
	CURRENT MONTH	YEAR TO DATE	%	CURRENT MONTH	%	YEAR TO DATE	%			
REVENUES										
4007 CHARGES FOR SERVICES	96,633.09	828,394.95	84	96,408.39	9	851,800.70	80	0.00	1,060,194.00	208,393.30
4008 INVESTMENT EARNINGS	10,641.79	65,733.55	131 5	17,812.29	45	140,133.83	350	0.00	40,000.00	-100,133.83
TOTAL REVENUES	107,274.88	894,128.50	91	114,220.68	10	991,934.53	90	0.00	1,100,194.00	108,259.47
EXPENDITURES										
5003 FRINGE BENEFITS	304,094.60	843,812.12	87	31,336.38	3	512,893.92	49	0.00	1,048,000.00	535,106.08
5010 COMMODITIES	106.18	106.18	68	0.00	0	0.00	0	0.00	50.00	50.00
5020 SERVICES	0.00	7,250.00	92	0.00	0	0.00	0	0.00	0.00	0.00
TOTAL EXPENDITURES	304,200.78	851,168.30	87	31,336.38	3	512,893.92	49	0.00	1,048,050.00	535,156.08
OTHER FINANCING SOURCES (USES)										
7001 OTHER FINANCING USES	0.00	0.00	0	0.00	0	0.00	0	0.00	-12,144.00	-12,144.00
TOTAL OTHER FINANCING SOURCES (USES)	0.00	0.00		0.00		0.00		0.00	-12,144.00	-12,144.00
NET CHANGE IN FUND BALANCE	-196,925.90	42,960.20		82,884.30		479,040.61		0.00	40,000.00	-439,040.61



FUND DEPT 6620-120 : HEALTH-LIFE INSURANCE - EMPLOYEE GROUP INSURANCE

10/13/2024 9:09:59 AM

PERIOD ENDING 9/30/2024

	ACTUAL LAST YEAR			ACTUAL THIS YEAR				ENCUMBRANCE	BUDGET	UNENCUMBERED BALANCE
	CURRENT MONTH	YEAR TO DATE	%	CURRENT MONTH	%	YEAR TO DATE	%			
REVENUES										
4007 CHARGES FOR SERVICES	0.00	22,793.16	0	0.00	0	0.00	0	0.00	60,780.00	60,780.00
4008 INVESTMENT EARNINGS	574.52	5,142.39	257 1	0.00	0	7,535.53	301	0.00	2,500.00	-5,035.53
4009 MISCELLANEOUS REVENUES	0.00	0.00	0	0.00	0	2,881.99	0	0.00	0.00	-2,881.99
TOTAL REVENUES	574.52	27,935.55	0	0.00	0	10,417.52	16	0.00	63,280.00	52,862.48
EXPENDITURES										
5003 FRINGE BENEFITS	0.00	0.00	0	0.00	0	-189.75	0	0.00	0.00	189.75
5010 COMMODITIES	0.00	540.50	100	0.00	0	0.00	0	0.00	600.00	600.00
5020 SERVICES	0.00	49,885.27	86	0.00	0	52,450.00	74	0.00	70,679.00	18,229.00
TOTAL EXPENDITURES	0.00	50,425.77	1	0.00	0	52,260.25	73	0.00	71,279.00	19,018.75
OTHER FINANCING SOURCES (USES)										
TOTAL OTHER FINANCING SOURCES (USES)	0.00	0.00		0.00		0.00		0.00	0.00	0.00
NET CHANGE IN FUND BALANCE	574.52	-22,490.22		0.00		-41,842.73		0.00	-7,999.00	33,843.73



FUND DEPT 7086-060 : TOWNSHIP MOTOR FUEL TAX - HIGHWAY

10/13/2024 9:09:59 AM

PERIOD ENDING 9/30/2024

	ACTUAL LAST YEAR			ACTUAL THIS YEAR				ENCUMBRANCE	BUDGET	UNENCUMBERED BALANCE
	CURRENT MONTH	YEAR TO DATE	%	CURRENT MONTH	%	YEAR TO DATE	%			
REVENUES										
4004 INTERGOVERNMENTAL REVENUE	291,435.58	2,256,248.69	0	316,368.19	0	2,345,592.70	0	0.00	0.00	-2,345,592.70
4008 INVESTMENT EARNINGS	5,316.55	-195,945.07	0	-189,420.05	0	-96,608.48	0	0.00	0.00	96,608.48
TOTAL REVENUES	296,752.13	2,060,303.62	0	126,948.14	0	2,248,984.22	0	0.00	0.00	-2,248,984.22
EXPENDITURES										
5010 COMMODITIES	0.00	0.00	0	327,305.59	7	3,789,122.60	79	0.00	4,800,000.00	1,010,877.40
5020 SERVICES	103,274.87	3,574,660.62	71	91,986.02	46	130,304.38	65	0.00	200,000.00	69,695.62
TOTAL EXPENDITURES	103,274.87	3,574,660.62	71	419,291.61	8	3,919,426.98	78	0.00	5,000,000.00	1,080,573.02
NET CHANGE IN FUND BALANCE	193,477.26	-1,514,357.00		-292,343.47		-1,670,442.76		0.00	-5,000,000.00	-3,329,557.24



FUND DEPT 7087-060 : TOWNSHIP BRIDGE - HIGHWAY

10/13/2024 9:09:59 AM

PERIOD ENDING 9/30/2024

	ACTUAL LAST YEAR			ACTUAL THIS YEAR				ENCUMBRANCE	BUDGET	UNENCUMBERED BALANCE
	CURRENT MONTH	YEAR TO DATE	%	CURRENT MONTH	%	YEAR TO DATE	%			
REVENUES										
4008 INVESTMENT EARNINGS	3.10	-3.33	0	-138.98	0	-88.16	0	0.00	0.00	88.16
TOTAL REVENUES	3.10	-3.33	0	-138.98	0	-88.16	0	0.00	0.00	88.16
EXPENDITURES										
TOTAL EXPENDITURES	0.00	0.00	0	0.00	0	0.00	0	0.00	0.00	0.00
NET CHANGE IN FUND BALANCE	3.10	-3.33		-138.98		-88.16		0.00	0.00	88.16



FUND DEPT 7097-026 : ESTATE - COUNTY TREASURER

10/13/2024 9:09:59 AM

PERIOD ENDING 9/30/2024

	ACTUAL LAST YEAR			ACTUAL THIS YEAR				ENCUMBRANCE	BUDGET	UNENCUMBERED BALANCE
	CURRENT MONTH	YEAR TO DATE	%	CURRENT MONTH	%	YEAR TO DATE	%			
REVENUES										
TOTAL REVENUES	0.00	0.00	0	0.00	0	0.00	0	0.00	0.00	0.00
NET CHANGE IN FUND BALANCE	0.00	0.00		0.00		0.00		0.00	0.00	0.00



FUND DEPT 7667-026 : PROPERTY CONDEMNATIONS - COUNTY TREASURER

10/13/2024 9:09:59 AM

PERIOD ENDING 9/30/2024

	ACTUAL LAST YEAR			ACTUAL THIS YEAR				ENCUMBRANCE	BUDGET	UNENCUMBERED BALANCE
	CURRENT MONTH	YEAR TO DATE	%	CURRENT MONTH	%	YEAR TO DATE	%			
REVENUES										
TOTAL REVENUES	0.00	0.00	0	0.00	0	0.00	0	0.00	0.00	0.00
OTHER FINANCING SOURCES (USES)										
TOTAL OTHER FINANCING SOURCES (USES)	0.00	0.00		0.00		0.00		0.00	0.00	0.00
NET CHANGE IN FUND BALANCE	0.00	0.00		0.00		0.00		0.00	0.00	0.00



FUND DEPT 7687-040 : SHERIFF FORECLOSURES - SHERIFF

10/13/2024 9:09:59 AM

PERIOD ENDING 9/30/2024

	ACTUAL LAST YEAR			ACTUAL THIS YEAR				ENCUMBRANCE	BUDGET	UNENCUMBERED BALANCE
	CURRENT MONTH	YEAR TO DATE	%	CURRENT MONTH	%	YEAR TO DATE	%			
REVENUES										
TOTAL REVENUES	0.00	0.00	0	0.00	0	0.00	0	0.00	0.00	0.00
OTHER FINANCING SOURCES (USES)										
6001 OTHER FINANCING SOURCES	125,109.00	125,109.00	0	0.00	0	0.00	0	0.00	0.00	0.00
TOTAL OTHER FINANCING SOURCES (USES)	125,109.00	125,109.00		0.00		0.00		0.00	0.00	0.00
NET CHANGE IN FUND BALANCE	125,109.00	125,109.00		0.00		0.00		0.00	0.00	0.00



FUND DEPT 7699-020 : GARNISHMENTS - AUDITOR

10/13/2024 9:09:59 AM


PERIOD ENDING 9/30/2024

	ACTUAL LAST YEAR			ACTUAL THIS YEAR				ENCUMBRANCE	BUDGET	UNENCUMBERED BALANCE
	CURRENT MONTH	YEAR TO DATE	%	CURRENT MONTH	%	YEAR TO DATE	%			
REVENUES										
<i>TOTAL REVENUES</i>	<i>0.00</i>	<i>0.00</i>	<i>0</i>	<i>0.00</i>	<i>0</i>	<i>0.00</i>	<i>0</i>	<i>0.00</i>	<i>0.00</i>	<i>0.00</i>
OTHER FINANCING SOURCES (USES)										
<i>TOTAL OTHER FINANCING SOURCES (USES)</i>	<i>0.00</i>	<i>0.00</i>		<i>0.00</i>		<i>0.00</i>		<i>0.00</i>	<i>0.00</i>	<i>0.00</i>
NET CHANGE IN FUND BALANCE	0.00	0.00		0.00		0.00		0.00	0.00	0.00



PERIOD ENDING 9/30/2024

	ACTUAL LAST YEAR			ACTUAL THIS YEAR				ENCUMBRANCE	BUDGET	UNENCUMBERED BALANCE
	CURRENT MONTH	YEAR TO DATE	%	CURRENT MONTH	%	YEAR TO DATE	%			
REVENUES										
4004 INTERGOVERNMENTAL REVENUE	95,285.08	361,224.47	66	142,133.00	25	306,726.77	54	0.00	572,082.00	265,355.23
4007 CHARGES FOR SERVICES	1,656.18	49,793.19	82	31,751.58	51	66,745.24	107	0.00	62,500.00	-4,245.24
4008 INVESTMENT EARNINGS	1,300.10	8,307.98	166 2	1,543.49	14	14,466.66	132	0.00	11,000.00	-3,466.66
4009 MISCELLANEOUS REVENUES	0.00	5,319.81	41	0.00	0	8,602.85	69	0.00	12,500.00	3,897.15
TOTAL REVENUES	98,241.36	424,645.45	68	175,428.07	27	396,541.52	60	0.00	658,082.00	261,540.48
EXPENDITURES										
5001 SALARIES AND WAGES	30,483.21	290,397.59	70	32,079.13	8	282,436.41	67	0.00	418,654.00	136,217.59
5003 FRINGE BENEFITS	7,655.24	69,008.15	55	8,713.88	7	66,522.72	51	0.00	129,975.00	63,452.28
5010 COMMODITIES	0.00	2,401.37	38	0.00	0	605.26	11	0.00	5,450.00	4,844.74
5020 SERVICES	2,738.19	11,824.28	32	427.40	1	5,418.70	13	0.00	40,300.00	34,881.30
8000 CAPITAL OUTLAY	0.00	0.00	0	0.00	0	0.00	0	0.00	15,000.00	15,000.00
TOTAL EXPENDITURES	40,876.64	373,631.39	64	41,220.41	7	354,983.09	58	0.00	609,379.00	254,395.91
OTHER FINANCING SOURCES (USES)										
7001 OTHER FINANCING USES	-58,500.00	-58,500.00	95	0.00	0	0.00	0	0.00	-63,500.00	-63,500.00
TOTAL OTHER FINANCING SOURCES (USES)	-58,500.00	-58,500.00		0.00		0.00		0.00	-63,500.00	-63,500.00
NET CHANGE IN FUND BALANCE	-1,135.28	-7,485.94		134,207.66		41,558.43		0.00	-14,797.00	-56,355.43



FUND DEPT 8850-112 : GEOG INF SYS JOINT VENTUR - CAPITAL/TECHNOLOGY PURCH

10/13/2024 9:09:59 AM

PERIOD ENDING 9/30/2024

	ACTUAL LAST YEAR			ACTUAL THIS YEAR				ENCUMBRANCE	BUDGET	UNENCUMBERED BALANCE
	CURRENT MONTH	YEAR TO DATE	%	CURRENT MONTH	%	YEAR TO DATE	%			
REVENUES										
TOTAL REVENUES	0.00	0.00	0	0.00	0	0.00	0	0.00	0.00	0.00
EXPENDITURES										
5010 COMMODITIES	0.00	4,366.01	99	0.00	0	350.29	6	0.00	5,750.00	5,399.71
5020 SERVICES	17,608.39	57,541.86	94	0.00	0	57,980.18	91	0.00	63,875.00	5,894.82
8000 CAPITAL OUTLAY	0.00	0.00	0	0.00	0	0.00	0	17,893.00	18,000.00	107.00
TOTAL EXPENDITURES	17,608.39	61,907.87	86	0.00	0	58,330.47	67	17,893.00	87,625.00	11,401.53
OTHER FINANCING SOURCES (USES)										
6001 OTHER FINANCING SOURCES	58,500.00	58,500.00	100	0.00	0	0.00	0	0.00	60,500.00	60,500.00
TOTAL OTHER FINANCING SOURCES (USES)	58,500.00	58,500.00		0.00		0.00		0.00	60,500.00	60,500.00
NET CHANGE IN FUND BALANCE	40,891.61	-3,407.87		0.00		-58,330.47		-17,893.00	-27,125.00	49,098.47



FUND DEPT 8850-672 : GEOG INF SYS JOINT VENTUR - AERIAL PHOTOGRAPHY PROJ

10/13/2024 9:09:59 AM

PERIOD ENDING 9/30/2024

	ACTUAL LAST YEAR			ACTUAL THIS YEAR				ENCUMBRANCE	BUDGET	UNENCUMBERED BALANCE
	CURRENT MONTH	YEAR TO DATE	%	CURRENT MONTH	%	YEAR TO DATE	%			
REVENUES										
4004 INTERGOVERNMENTAL REVENUE	74,096.00	95,959.75	90	4,525.00	14	24,645.00	78	0.00	31,750.00	7,105.00
TOTAL REVENUES	74,096.00	95,959.75	90	4,525.00	14	24,645.00	78	0.00	31,750.00	7,105.00
EXPENDITURES										
5020 SERVICES	0.00	93,000.00	50	0.00	0	0.00	0	0.00	0.00	0.00
TOTAL EXPENDITURES	0.00	93,000.00	50	0.00	0	0.00	0	0.00	0.00	0.00
NET CHANGE IN FUND BALANCE	74,096.00	2,959.75		4,525.00		24,645.00		0.00	31,750.00	7,105.00