



FUND DEPT 1080-010 : GENERAL CORPORATE - COUNTY BOARD

12/13/2024 2:13:37 PM

PERIOD ENDING 11/30/2024

	ACTUAL LAST YEAR			ACTUAL THIS YEAR				ENCUMBRANCE	BUDGET	UNENCUMBERED BALANCE
	CURRENT MONTH	YEAR TO DATE	%	CURRENT MONTH	%	YEAR TO DATE	%			
REVENUES										
4007 CHARGES FOR SERVICES	50.00	243.34	81	0.00	0	217.07	72	0.00	300.00	82.93
4009 MISCELLANEOUS REVENUES	0.00	0.00	0	0.00	0	779.62	43	0.00	1,800.00	1,020.38
4010 RENTS AND ROYALTIES	65,748.80	254,059.53	60	49,359.17	14	239,633.53	66	0.00	362,000.00	122,366.47
TOTAL REVENUES	65,798.80	254,302.87	60	49,359.17	14	240,630.22	66	0.00	364,100.00	123,469.78
EXPENDITURES										
5001 SALARIES AND WAGES	3,098.03	51,788.37	58	21,605.20	15	139,024.50	93	0.00	149,000.00	9,975.50
5010 COMMODITIES	2,216.46	2,408.41	46	0.00	0	3,650.72	74	0.00	4,914.50	1,263.78
5020 SERVICES	489.31	67,055.37	64	1,290.93	1	113,266.24	91	0.00	124,020.50	10,754.26
TOTAL EXPENDITURES	5,803.80	121,252.15	61	22,896.13	8	255,941.46	92	0.00	277,935.00	21,993.54
NET CHANGE IN FUND BALANCE	59,995.00	133,050.72		26,463.04		-15,311.24		0.00	86,165.00	101,476.24




FUND DEPT 1080-012 : GENERAL CORPORATE - TORNADO SIRENS

12/13/2024 2:13:37 PM

PERIOD ENDING 11/30/2024

	ACTUAL LAST YEAR			ACTUAL THIS YEAR				ENCUMBRANCE	BUDGET	UNENCUMBERED BALANCE
	CURRENT MONTH	YEAR TO DATE	%	CURRENT MONTH	%	YEAR TO DATE	%			
REVENUES										
TOTAL REVENUES	<i>0.00</i>	<i>0.00</i>	<i>0</i>	<i>0.00</i>	<i>0</i>	<i>0.00</i>	<i>0</i>	<i>0.00</i>	<i>0.00</i>	<i>0.00</i>
EXPENDITURES										
TOTAL EXPENDITURES	<i>0.00</i>	<i>0.00</i>	<i>0</i>	<i>0.00</i>	<i>0</i>	<i>0.00</i>	<i>0</i>	<i>0.00</i>	<i>0.00</i>	<i>0.00</i>
NET CHANGE IN FUND BALANCE	<i>0.00</i>	<i>0.00</i>		<i>0.00</i>		<i>0.00</i>		<i>0.00</i>	<i>0.00</i>	<i>0.00</i>



FUND DEPT 1080-013 : GENERAL CORPORATE - DEBT SERVICE

12/13/2024 2:13:37 PM

PERIOD ENDING 11/30/2024

	ACTUAL LAST YEAR			ACTUAL THIS YEAR				ENCUMBRANCE	BUDGET	UNENCUMBERED BALANCE
	CURRENT MONTH	YEAR TO DATE	%	CURRENT MONTH	%	YEAR TO DATE	%			
REVENUES										
4004 INTERGOVERNMENTAL REVENUE	146,751.00	1,320,759.00	84	0.00	0	939,358.00	64	0.00	1,467,700.00	528,342.00
TOTAL REVENUES	146,751.00	1,320,759.00	84	0.00	0	939,358.00	64	0.00	1,467,700.00	528,342.00
EXPENDITURES										
5050 INTEREST AND FISCAL CHARGES	0.00	469,780.42	30	0.00	0	428,850.00	29	0.00	1,467,700.00	1,038,850.00
TOTAL EXPENDITURES	0.00	469,780.42	30	0.00	0	428,850.00	29	0.00	1,467,700.00	1,038,850.00
OTHER FINANCING SOURCES (USES)										
TOTAL OTHER FINANCING SOURCES (USES)	0.00	0.00		0.00		0.00		0.00	0.00	0.00
NET CHANGE IN FUND BALANCE	146,751.00	850,978.58		0.00		510,508.00		0.00	0.00	-510,508.00



FUND DEPT 1080-016 : GENERAL CORPORATE - ADMINISTRATIVE SERVICES

12/13/2024 2:13:37 PM

PERIOD ENDING 11/30/2024

	ACTUAL LAST YEAR			ACTUAL THIS YEAR				ENCUMBRANCE	BUDGET	UNENCUMBERED BALANCE
	CURRENT MONTH	YEAR TO DATE	%	CURRENT MONTH	%	YEAR TO DATE	%			
REVENUES										
4004 INTERGOVERNMENTAL REVENUE	0.00	580.07	8	45.07	8	1,198.90	200	0.00	600.00	-598.90
4009 MISCELLANEOUS REVENUES	0.16	1,562.97	52	0.00	0	1,487.72	50	0.00	3,000.00	1,512.28
TOTAL REVENUES	0.16	2,143.04	21	45.07	1	2,686.62	75	0.00	3,600.00	913.38
EXPENDITURES										
5001 SALARIES AND WAGES	46,640.50	586,484.40	80	70,139.34	10	610,748.16	88	0.00	693,406.00	82,657.84
5003 FRINGE BENEFITS	46,671.73	46,671.73	0	5,980.27	0	5,980.27	0	0.00	0.00	-5,980.27
5010 COMMODITIES	684.25	191,886.01	59	34.14	0	208,846.87	84	0.00	249,921.72	41,074.85
5020 SERVICES	1,045.60	25,984.63	68	484.04	0	82,663.46	71	13,000.00	116,788.28	21,124.82
TOTAL EXPENDITURES	95,042.08	851,026.77	78	76,637.79	7	908,238.76	86	13,000.00	1,060,116.00	138,877.24
OTHER FINANCING SOURCES (USES)										
6001 OTHER FINANCING SOURCES	0.00	0.00	0	0.00	0	0.00	0	0.00	18,216.00	18,216.00
TOTAL OTHER FINANCING SOURCES (USES)	0.00	0.00		0.00		0.00		0.00	18,216.00	18,216.00
NET CHANGE IN FUND BALANCE	-95,041.92	-848,883.73		-76,592.72		-905,552.14		-13,000.00	-1,038,300.00	-119,747.86



FUND DEPT 1080-017 : GENERAL CORPORATE - COOPERATIVE EXTENSION SRV

12/13/2024 2:13:37 PM

PERIOD ENDING 11/30/2024

	ACTUAL LAST YEAR			ACTUAL THIS YEAR				ENCUMBRANCE	BUDGET	UNENCUMBERED BALANCE
	CURRENT MONTH	YEAR TO DATE	%	CURRENT MONTH	%	YEAR TO DATE	%			
REVENUES										
4001 PROPERTY TAX	22,966.05	435,214.75	98	0.00	0	422,525.31	95	0.00	444,400.00	21,874.69
TOTAL REVENUES	22,966.05	435,214.75	98	0.00	0	422,525.31	95	0.00	444,400.00	21,874.69
EXPENDITURES										
5020 SERVICES	0.00	412,724.72	92	0.00	0	272,561.11	61	0.00	444,400.00	171,838.89
TOTAL EXPENDITURES	0.00	412,724.72	92	0.00	0	272,561.11	61	0.00	444,400.00	171,838.89
NET CHANGE IN FUND BALANCE	22,966.05	22,490.03		0.00		149,964.20		0.00	0.00	-149,964.20



FUND DEPT 1080-020 : GENERAL CORPORATE - AUDITOR

12/13/2024 2:13:37 PM

PERIOD ENDING 11/30/2024

	ACTUAL LAST YEAR			ACTUAL THIS YEAR				ENCUMBRANCE	BUDGET	UNENCUMBERED BALANCE
	CURRENT MONTH	YEAR TO DATE	%	CURRENT MONTH	%	YEAR TO DATE	%			
REVENUES										
4004 INTERGOVERNMENTAL REVENUE	6,500.00	6,500.00	100	0.00	0	6,500.00	100	0.00	6,500.00	0.00
4007 CHARGES FOR SERVICES	0.00	0.00	0	0.00	0	0.00	0	0.00	120,000.00	120,000.00
4008 INVESTMENT EARNINGS	46.91	220.47	0	13.03	0	147.13	0	0.00	0.00	-147.13
4009 MISCELLANEOUS REVENUES	0.00	0.00	0	0.00	0	200.00	0	0.00	0.00	-200.00
TOTAL REVENUES	6,546.91	6,720.47	5	13.03	0	6,847.13	5	0.00	126,500.00	119,652.87
EXPENDITURES										
5001 SALARIES AND WAGES	50,811.46	371,081.16	87	42,161.66	9	364,325.72	82	0.00	445,471.00	81,145.28
5003 FRINGE BENEFITS	54,895.60	54,895.60	0	5,453.43	0	5,453.43	0	0.00	0.00	-5,453.43
5010 COMMODITIES	36.79	2,798.14	53	0.00	0	1,314.54	42	0.00	3,131.00	1,816.46
5020 SERVICES	384.18	12,618.09	84	327.44	2	4,172.17	29	0.00	14,186.00	10,013.83
TOTAL EXPENDITURES	106,128.03	441,392.99	99	47,942.53	10	375,265.86	81	0.00	462,788.00	87,522.14
OTHER FINANCING SOURCES (USES)										
TOTAL OTHER FINANCING SOURCES (USES)	0.00	0.00		0.00		0.00		0.00	0.00	0.00
NET CHANGE IN FUND BALANCE	-99,581.12	-434,672.52		-47,929.50		-368,418.73		0.00	-336,288.00	32,130.73



FUND DEPT 1080-021 : GENERAL CORPORATE - BOARD OF REVIEW

12/13/2024 2:13:37 PM

PERIOD ENDING 11/30/2024

	ACTUAL LAST YEAR			ACTUAL THIS YEAR				ENCUMBRANCE	BUDGET	UNENCUMBERED BALANCE
	CURRENT MONTH	YEAR TO DATE	%	CURRENT MONTH	%	YEAR TO DATE	%			
REVENUES										
TOTAL REVENUES	0.00	0.00	0	0.00	0	0.00	0	0.00	0.00	0.00
EXPENDITURES										
5001 SALARIES AND WAGES	10,957.50	126,226.25	89	17,093.70	12	136,992.28	92	0.00	148,145.00	11,152.72
5003 FRINGE BENEFITS	14,356.65	14,356.65	0	1,577.05	0	1,577.05	0	0.00	0.00	-1,577.05
5010 COMMODITIES	0.00	374.97	28	0.00	0	730.13	46	0.00	1,583.00	852.87
5020 SERVICES	12.75	15,996.84	88	101.37	1	9,614.98	74	0.00	12,976.00	3,361.02
TOTAL EXPENDITURES	25,326.90	156,954.71	97	18,772.12	12	148,914.44	92	0.00	162,704.00	13,789.56
NET CHANGE IN FUND BALANCE	-25,326.90	-156,954.71		-18,772.12		-148,914.44		0.00	-162,704.00	-13,789.56



FUND DEPT 1080-022 : GENERAL CORPORATE - COUNTY CLERK

12/13/2024 2:13:37 PM

PERIOD ENDING 11/30/2024

	ACTUAL LAST YEAR			ACTUAL THIS YEAR				ENCUMBRANCE	BUDGET	UNENCUMBERED BALANCE
	CURRENT MONTH	YEAR TO DATE	%	CURRENT MONTH	%	YEAR TO DATE	%			
REVENUES										
4004 INTERGOVERNMENTAL REVENUE	0.00	0.00	0	0.00	0	14,690.00	28	0.00	51,815.00	37,125.00
4006 LICENSES AND PERMITS	9,548.75	101,733.25	92	9,573.75	9	100,164.75	91	0.00	110,400.00	10,235.25
4007 CHARGES FOR SERVICES	20,284.50	236,186.90	69	22,925.40	7	235,006.10	69	0.00	340,000.00	104,993.90
4008 INVESTMENT EARNINGS	5.27	116.93	58	4.88	2	96.74	48	0.00	200.00	103.26
4009 MISCELLANEOUS REVENUES	555.00	6,887.50	344 38	612.50	306 2	6,397.50	319 88	0.00	20.00	-6,377.50
TOTAL REVENUES	30,393.52	344,924.58	69	33,116.53	7	356,355.09	71	0.00	502,435.00	146,079.91
EXPENDITURES										
5001 SALARIES AND WAGES	62,643.65	765,645.16	80	209,762.75	20	956,637.67	92	0.00	1,042,007.00	85,369.33
5003 FRINGE BENEFITS	79,862.82	79,862.82	0	13,109.70	0	13,109.70	0	0.00	0.00	-13,109.70
5010 COMMODITIES	25,441.55	134,372.22	58	5,291.21	7	67,413.41	89	0.00	75,889.88	8,476.47
5020 SERVICES	9,690.00	306,635.27	89	68,662.23	15	409,347.75	90	0.00	455,945.12	46,597.37
TOTAL EXPENDITURES	177,638.02	1,286,515.47	84	296,825.89	19	1,446,508.53	92	0.00	1,573,842.00	127,333.47
OTHER FINANCING SOURCES (USES)										
TOTAL OTHER FINANCING SOURCES (USES)	0.00	0.00		0.00		0.00		0.00	0.00	0.00
NET CHANGE IN FUND BALANCE	-147,244.50	-941,590.89		-263,709.36		-1,090,153.44		0.00	-1,071,407.00	18,746.44



FUND DEPT 1080-023 : GENERAL CORPORATE - RECORDER

12/13/2024 2:13:37 PM

PERIOD ENDING 11/30/2024

	ACTUAL LAST YEAR			ACTUAL THIS YEAR				ENCUMBRANCE	BUDGET	UNENCUMBERED BALANCE
	CURRENT MONTH	YEAR TO DATE	%	CURRENT MONTH	%	YEAR TO DATE	%			
REVENUES										
4006 LICENSES AND PERMITS	38,953.75	527,919.00	106	34,501.75	7	497,577.50	100	0.00	500,000.00	2,422.50
4007 CHARGES FOR SERVICES	42,610.00	555,962.50	69	47,972.00	7	553,691.00	75	0.00	735,000.00	181,309.00
4009 MISCELLANEOUS REVENUES	114.72	7,943.00	32	562.50	2	4,332.30	17	0.00	25,000.00	20,667.70
TOTAL REVENUES	81,678.47	1,091,824.50	82	83,036.25	7	1,055,600.80	84	0.00	1,260,000.00	204,399.20
EXPENDITURES										
5001 SALARIES AND WAGES	12,018.41	160,868.14	86	22,228.68	11	169,192.51	80	0.00	211,360.00	42,167.49
5003 FRINGE BENEFITS	38,269.46	38,269.46	0	4,374.10	0	4,374.10	0	0.00	0.00	-4,374.10
5010 COMMODITIES	0.00	628.84	79	48.25	7	669.69	96	0.00	700.00	30.31
5020 SERVICES	0.00	118.80	8	0.00	0	115.24	7	0.00	1,580.00	1,464.76
TOTAL EXPENDITURES	50,287.87	199,885.24	105	26,651.03	12	174,351.54	82	0.00	213,640.00	39,288.46
NET CHANGE IN FUND BALANCE	31,390.60	891,939.26		56,385.22		881,249.26		0.00	1,046,360.00	165,110.74



FUND DEPT 1080-025 : GENERAL CORPORATE - SUPERVISOR OF ASSESSMENT

12/13/2024 2:13:37 PM

PERIOD ENDING 11/30/2024

	ACTUAL LAST YEAR			ACTUAL THIS YEAR				ENCUMBRANCE	BUDGET	UNENCUMBERED BALANCE
	CURRENT MONTH	YEAR TO DATE	%	CURRENT MONTH	%	YEAR TO DATE	%			
REVENUES										
4004 INTERGOVERNMENTAL REVENUE	3,718.74	33,468.66	71	0.00	0	51,864.42	104	0.00	49,768.00	-2,096.42
4009 MISCELLANEOUS REVENUES	0.00	500.00	83	0.00	0	519.35	87	0.00	600.00	80.65
TOTAL REVENUES	3,718.74	33,968.66	71	0.00	0	52,383.77	104	0.00	50,368.00	-2,015.77
EXPENDITURES										
5001 SALARIES AND WAGES	27,425.01	299,500.96	84	43,149.31	12	333,673.96	89	0.00	374,991.00	41,317.04
5003 FRINGE BENEFITS	50,781.10	50,781.10	0	5,572.19	0	5,572.19	0	0.00	0.00	-5,572.19
5010 COMMODITIES	185.75	4,748.74	62	78.22	2	2,800.83	63	0.00	4,432.00	1,631.17
5020 SERVICES	6,358.56	33,131.68	51	181.28	0	27,733.83	72	0.00	38,510.00	10,776.17
TOTAL EXPENDITURES	84,750.42	388,162.48	90	48,981.00	12	369,780.81	88	0.00	417,933.00	48,152.19
NET CHANGE IN FUND BALANCE	-81,031.68	-354,193.82		-48,981.00		-317,397.04		0.00	-367,565.00	-50,167.96



FUND DEPT 1080-026 : GENERAL CORPORATE - COUNTY TREASURER

12/13/2024 2:13:37 PM

PERIOD ENDING 11/30/2024

	ACTUAL LAST YEAR			ACTUAL THIS YEAR				ENCUMBRANCE	BUDGET	UNENCUMBERED BALANCE
	CURRENT MONTH	YEAR TO DATE	%	CURRENT MONTH	%	YEAR TO DATE	%			
REVENUES										
4001 PROPERTY TAX	1,414.18	3,434.18	1	140.00	0	3,617.34	1	0.00	640,000.00	636,382.66
4004 INTERGOVERNMENTAL REVENUE	6,500.00	6,500.00	46	0.00	0	6,500.00	46	0.00	14,000.00	7,500.00
4007 CHARGES FOR SERVICES	0.00	1,523.95	762	0.00	0	0.00	0	0.00	200.00	200.00
4008 INVESTMENT EARNINGS	0.00	15,182.51	217	1,009.24	14	20,728.17	296	0.00	7,000.00	-13,728.17
TOTAL REVENUES	7,914.18	26,640.64	5	1,149.24	0	30,845.51	5	0.00	661,200.00	630,354.49
EXPENDITURES										
5001 SALARIES AND WAGES	30,384.73	277,318.68	87	36,618.48	10	294,618.24	82	0.00	360,286.00	65,667.76
5003 FRINGE BENEFITS	40,971.04	40,971.04	0	4,476.70	0	4,476.70	0	0.00	0.00	-4,476.70
5010 COMMODITIES	273.85	6,067.74	84	52.00	1	2,951.10	42	0.00	7,045.25	4,094.15
5020 SERVICES	17,751.04	34,409.76	74	16,839.96	36	34,599.14	73	0.00	47,177.75	12,578.61
TOTAL EXPENDITURES	89,380.66	358,767.22	97	57,987.14	14	336,645.18	81	0.00	414,509.00	77,863.82
NET CHANGE IN FUND BALANCE	-81,466.48	-332,126.58		-56,837.90		-305,799.67		0.00	246,691.00	552,490.67



PERIOD ENDING 11/30/2024

	ACTUAL LAST YEAR			ACTUAL THIS YEAR				ENCUMBRANCE	BUDGET	UNENCUMBERED BALANCE
	CURRENT MONTH	YEAR TO DATE	%	CURRENT MONTH	%	YEAR TO DATE	%			
REVENUES										
4004 INTERGOVERNMENTAL REVENUE	1,200.00	4,000.00	83	600.00	5	81,826.00	698	0.00	11,730.00	-70,096.00
4007 CHARGES FOR SERVICES	0.00	0.00	0	0.00	0	0.00	0	0.00	45,600.00	45,600.00
4009 MISCELLANEOUS REVENUES	0.00	3,862.00	0	0.00	0	41.51	0	0.00	0.00	-41.51
TOTAL REVENUES	1,200.00	7,862.00	16	600.00	1	81,867.51	143	0.00	57,330.00	-24,537.51
EXPENDITURES										
5001 SALARIES AND WAGES	55,494.85	673,737.73	74	96,032.70	10	763,254.86	78	0.00	977,783.00	214,528.14
5003 FRINGE BENEFITS	94,956.77	94,956.77	0	10,942.79	0	10,942.79	0	0.00	0.00	-10,942.79
5010 COMMODITIES	4,574.05	59,576.45	79	6,878.17	9	64,819.72	87	0.00	74,300.00	9,480.28
5020 SERVICES	37,198.70	277,009.34	74	22,053.38	6	266,971.38	71	0.00	376,450.00	109,478.62
TOTAL EXPENDITURES	192,224.37	1,105,280.29	82	135,907.04	10	1,105,988.75	77	0.00	1,428,533.00	322,544.25
OTHER FINANCING SOURCES (USES)										
TOTAL OTHER FINANCING SOURCES (USES)	0.00	0.00		0.00		0.00		0.00	0.00	0.00
NET CHANGE IN FUND BALANCE	-191,024.37	-1,097,418.29		-135,307.04		-1,024,121.24		0.00	-1,371,203.00	-347,081.76



FUND DEPT 1080-030 : GENERAL CORPORATE - CIRCUIT CLERK

12/13/2024 2:13:37 PM

PERIOD ENDING 11/30/2024

	ACTUAL LAST YEAR			ACTUAL THIS YEAR				ENCUMBRANCE	BUDGET	UNENCUMBERED BALANCE
	CURRENT MONTH	YEAR TO DATE	%	CURRENT MONTH	%	YEAR TO DATE	%			
REVENUES										
4004 INTERGOVERNMENTAL REVENUE	6,500.00	6,500.00	100	0.00	0	21,359.00	77	0.00	27,859.00	6,500.00
4007 CHARGES FOR SERVICES	75,777.23	719,822.54	120	71,368.81	11	643,359.02	96	0.00	667,968.00	24,608.98
4008 INVESTMENT EARNINGS	8,820.60	87,040.85	0	3,193.98	6	48,814.02	98	0.00	50,000.00	1,185.98
TOTAL REVENUES	91,097.83	813,363.39	134	74,562.79	10	713,532.04	96	0.00	745,827.00	32,294.96
EXPENDITURES										
5001 SALARIES AND WAGES	99,092.47	1,046,811.59	75	157,310.77	11	1,316,410.39	90	0.00	1,459,873.00	143,462.61
5003 FRINGE BENEFITS	195,590.94	195,590.94	0	22,047.11	0	22,047.11	0	0.00	0.00	-22,047.11
5010 COMMODITIES	1,458.43	16,043.10	82	2,106.90	2	77,494.18	65	7,700.47	118,864.00	33,669.35
5020 SERVICES	1,442.46	19,813.67	60	1,511.22	1	155,347.87	75	0.00	207,109.01	51,761.14
8000 CAPITAL OUTLAY	0.00	0.00	0	0.00	0	45,121.55	93	0.00	48,707.99	3,586.44
TOTAL EXPENDITURES	297,584.30	1,278,259.30	88	182,976.00	10	1,616,421.10	88	7,700.47	1,834,554.00	210,432.43
OTHER FINANCING SOURCES (USES)										
6001 OTHER FINANCING SOURCES	0.00	0.00	0	0.00	0	0.00	0	0.00	762,836.00	762,836.00
TOTAL OTHER FINANCING SOURCES (USES)	0.00	0.00		0.00		0.00		0.00	762,836.00	762,836.00
NET CHANGE IN FUND BALANCE	-206,486.47	-464,895.91		-108,413.21		-902,889.06		-7,700.47	-325,891.00	584,698.53



FUND DEPT 1080-031 : GENERAL CORPORATE - CIRCUIT COURT

12/13/2024 2:13:37 PM

PERIOD ENDING 11/30/2024

	ACTUAL LAST YEAR			ACTUAL THIS YEAR				ENCUMBRANCE	BUDGET	UNENCUMBERED BALANCE
	CURRENT MONTH	YEAR TO DATE	%	CURRENT MONTH	%	YEAR TO DATE	%			
REVENUES										
4004 INTERGOVERNMENTAL REVENUE	0.00	19,016.51	100	0.00	0	18,425.01	50	0.00	36,494.24	18,069.23
4009 MISCELLANEOUS REVENUES	0.00	0.00	0	0.00	0	90.00	0	0.00	0.00	-90.00
TOTAL REVENUES	0.00	19,016.51	100	0.00	0	18,515.01	51	0.00	36,494.24	17,979.23
EXPENDITURES										
5001 SALARIES AND WAGES	52,701.68	603,351.69	88	94,753.30	12	706,832.49	88	0.00	805,390.00	98,557.51
5003 FRINGE BENEFITS	116,711.20	116,711.20	0	15,265.54	0	15,265.54	0	0.00	0.00	-15,265.54
5010 COMMODITIES	1,004.57	24,546.68	75	2,968.84	6	33,173.46	62	0.00	53,232.07	20,058.61
5020 SERVICES	17,192.75	470,109.61	90	54,816.60	9	566,609.02	90	0.00	631,012.17	64,403.15
TOTAL EXPENDITURES	187,610.20	1,214,719.18	98	167,804.28	11	1,321,880.51	89	0.00	1,489,634.24	167,753.73
OTHER FINANCING SOURCES (USES)										
TOTAL OTHER FINANCING SOURCES (USES)	0.00	0.00		0.00		0.00		0.00	0.00	0.00
NET CHANGE IN FUND BALANCE	-187,610.20	-1,195,702.67		-167,804.28		-1,303,365.50		0.00	-1,453,140.00	-149,774.50



FUND DEPT 1080-032 : GENERAL CORPORATE - JURY COMMISSION

12/13/2024 2:13:37 PM

PERIOD ENDING 11/30/2024

	ACTUAL LAST YEAR			ACTUAL THIS YEAR				ENCUMBRANCE	BUDGET	UNENCUMBERED BALANCE
	CURRENT MONTH	YEAR TO DATE	%	CURRENT MONTH	%	YEAR TO DATE	%			
REVENUES										
4007 CHARGES FOR SERVICES	4,037.50	30,518.75	0	3,943.75	12	48,177.50	148	0.00	32,600.00	-15,577.50
TOTAL REVENUES	4,037.50	30,518.75	0	3,943.75	12	48,177.50	148	0.00	32,600.00	-15,577.50
EXPENDITURES										
5001 SALARIES AND WAGES	3,509.80	39,727.45	81	6,272.11	11	49,202.12	90	0.00	54,713.00	5,510.88
5010 COMMODITIES	1,102.73	6,540.28	71	1,183.23	12	4,147.87	41	0.00	10,136.00	5,988.13
5020 SERVICES	15,231.00	93,574.01	64	9,463.30	7	65,235.86	45	0.00	144,900.00	79,664.14
TOTAL EXPENDITURES	19,843.53	139,841.74	69	16,918.64	8	118,585.85	57	0.00	209,749.00	91,163.15
NET CHANGE IN FUND BALANCE	-15,806.03	-109,322.99		-12,974.89		-70,408.35		0.00	-177,149.00	-106,740.65



FUND DEPT 1080-036 : GENERAL CORPORATE - PUBLIC DEFENDER

12/13/2024 2:13:37 PM

PERIOD ENDING 11/30/2024

	ACTUAL LAST YEAR			ACTUAL THIS YEAR				ENCUMBRANCE	BUDGET	UNENCUMBERED BALANCE
	CURRENT MONTH	YEAR TO DATE	%	CURRENT MONTH	%	YEAR TO DATE	%			
REVENUES										
4004 INTERGOVERNMENTAL REVENUE	9,870.84	92,573.45	77	0.00	0	89,765.40	76	0.00	118,449.00	28,683.60
4007 CHARGES FOR SERVICES	1,722.99	12,237.77	24	733.24	5	9,215.96	58	0.00	16,000.00	6,784.04
4009 MISCELLANEOUS REVENUES	0.00	0.00	0	0.00	0	2,340.00	0	0.00	0.00	-2,340.00
TOTAL REVENUES	11,593.83	104,811.22	62	733.24	1	101,321.36	75	0.00	134,449.00	33,127.64
EXPENDITURES										
5001 SALARIES AND WAGES	116,317.34	1,242,623.96	84	188,697.70	11	1,456,942.56	86	0.00	1,698,265.00	241,322.44
5003 FRINGE BENEFITS	83,719.05	83,719.05	0	13,216.14	0	13,216.14	0	0.00	0.00	-13,216.14
5010 COMMODITIES	668.55	15,599.09	93	1,170.20	10	11,325.08	94	0.00	12,048.00	722.92
5020 SERVICES	6,222.90	48,956.26	86	2,400.14	3	65,410.55	84	0.00	77,445.00	12,034.45
8000 CAPITAL OUTLAY	0.00	5,307.25	100	0.00	0	0.00	0	0.00	0.00	0.00
TOTAL EXPENDITURES	206,927.84	1,396,205.61	90	205,484.18	11	1,546,894.33	87	0.00	1,787,758.00	240,863.67
NET CHANGE IN FUND BALANCE	-195,334.01	-1,291,394.39		-204,750.94		-1,445,572.97		0.00	-1,653,309.00	-207,736.03



FUND DEPT 1080-040 : GENERAL CORPORATE - SHERIFF

12/13/2024 2:13:37 PM

PERIOD ENDING 11/30/2024

	ACTUAL LAST YEAR			ACTUAL THIS YEAR				ENCUMBRANCE	BUDGET	UNENCUMBERED BALANCE
	CURRENT MONTH	YEAR TO DATE	%	CURRENT MONTH	%	YEAR TO DATE	%			
REVENUES										
4004 INTERGOVERNMENTAL REVENUE	94,246.09	696,234.19	58	0.00	0	1,070,451.02	76	0.00	1,402,674.34	332,223.32
4005 FINES AND FORFEITURES	1,682.67	15,642.46	52	2,679.42	13	15,911.80	80	0.00	20,000.00	4,088.20
4007 CHARGES FOR SERVICES	12,911.32	119,630.21	83	4,427.27	3	102,929.80	72	0.00	143,000.00	40,070.20
4009 MISCELLANEOUS REVENUES	-48.65	170,321.19	115	0.00	0	3,177.29	32	0.00	10,000.00	6,822.71
TOTAL REVENUES	108,791.43	1,001,828.05	66	7,106.69	0	1,192,469.91	76	0.00	1,575,674.34	383,204.43
EXPENDITURES										
5001 SALARIES AND WAGES	24,077.07	274,593.79	89	37,703.74	11	289,007.77	88	0.00	329,957.00	40,949.23
5002 LAW ENFORCEMENT SALARIES	409,731.38	4,371,163.13	89	608,776.63	12	4,873,394.15	93	0.00	5,217,865.00	344,470.85
5003 FRINGE BENEFITS	427,465.23	427,465.23	0	44,057.97	0	44,057.97	0	0.00	0.00	-44,057.97
5010 COMMODITIES	21,564.31	346,955.52	93	33,507.83	7	401,910.41	80	55,036.60	501,307.76	44,360.75
5020 SERVICES	21,940.19	1,094,124.27	97	36,458.50	3	1,080,672.42	93	0.00	1,157,012.58	76,340.16
8000 CAPITAL OUTLAY	0.00	240,810.00	78	163,675.50	30	430,911.50	80	43,679.95	536,670.00	62,078.55
TOTAL EXPENDITURES	904,778.18	6,755,111.94	96	924,180.17	12	7,119,954.22	92	98,716.55	7,742,812.34	524,141.57
OTHER FINANCING SOURCES (USES)										
TOTAL OTHER FINANCING SOURCES (USES)	0.00	0.00		0.00		0.00		0.00	0.00	0.00
NET CHANGE IN FUND BALANCE	-795,986.75	-5,753,283.89		-917,073.48		-5,927,484.31		-98,716.55	-6,167,138.00	-140,937.14



FUND DEPT 1080-041 : GENERAL CORPORATE - STATES ATTORNEY

12/13/2024 2:13:37 PM

PERIOD ENDING 11/30/2024

	ACTUAL LAST YEAR			ACTUAL THIS YEAR				ENCUMBRANCE	BUDGET	UNENCUMBERED BALANCE
	CURRENT MONTH	YEAR TO DATE	%	CURRENT MONTH	%	YEAR TO DATE	%			
REVENUES										
4004 INTERGOVERNMENTAL REVENUE	16,967.12	203,749.63	93	0.00	0	203,262.97	83	0.00	244,437.00	41,174.03
4005 FINES AND FORFEITURES	37,689.84	364,957.44	60	29,270.58	11	286,468.54	104	0.00	275,000.00	-11,468.54
4007 CHARGES FOR SERVICES	7,330.00	69,157.96	81	6,980.26	14	66,056.66	132	0.00	50,000.00	-16,056.66
4009 MISCELLANEOUS REVENUES	0.00	1,070.50	0	15,982.00	319 64	39,367.26	787 35	0.00	50.00	-39,317.26
TOTAL REVENUES	61,986.96	638,935.53	70	52,232.84	9	595,155.43	105	0.00	569,487.00	-25,668.43
EXPENDITURES										
5001 SALARIES AND WAGES	198,645.89	2,197,453.61	86	293,012.97	10	2,364,981.23	83	0.00	2,852,079.00	487,097.77
5003 FRINGE BENEFITS	309,144.12	309,144.12	0	28,964.33	0	28,964.33	0	0.00	0.00	-28,964.33
5010 COMMODITIES	1,490.87	44,741.89	78	1,085.86	2	50,002.62	93	0.00	53,829.59	3,826.97
5020 SERVICES	8,908.01	125,499.51	94	3,882.60	3	134,890.06	96	0.00	140,746.41	5,856.35
8000 CAPITAL OUTLAY	0.00	0.00	0	0.00	0	33,525.26	99	0.00	34,025.26	500.00
TOTAL EXPENDITURES	518,188.89	2,676,839.13	98	326,945.76	11	2,612,363.50	85	0.00	3,080,680.26	468,316.76
OTHER FINANCING SOURCES (USES)										
TOTAL OTHER FINANCING SOURCES (USES)	0.00	0.00		0.00		0.00		0.00	0.00	0.00
NET CHANGE IN FUND BALANCE	-456,201.93	-2,037,903.60		-274,712.92		-2,017,208.07		0.00	-2,511,193.26	-493,985.19




FUND DEPT 1080-042 : GENERAL CORPORATE - CORONER

12/13/2024 2:13:37 PM

PERIOD ENDING 11/30/2024

	ACTUAL LAST YEAR			ACTUAL THIS YEAR				ENCUMBRANCE	BUDGET	UNENCUMBERED BALANCE
	CURRENT MONTH	YEAR TO DATE	%	CURRENT MONTH	%	YEAR TO DATE	%			
REVENUES										
4004 INTERGOVERNMENTAL REVENUE	6,500.00	14,995.00	88	0.00	0	10,084.00	84	0.00	12,000.00	1,916.00
4007 CHARGES FOR SERVICES	8,280.00	93,056.83	143	415.00	0	12,290.00	14	0.00	89,000.00	76,710.00
4009 MISCELLANEOUS REVENUES	0.00	10,372.74	225	0.00	0	6,732.81	146	0.00	4,600.00	-2,132.81
TOTAL REVENUES	14,780.00	118,424.57	137	415.00	0	29,106.81	28	0.00	105,600.00	76,493.19
EXPENDITURES										
5001 SALARIES AND WAGES	47,291.78	441,260.77	83	60,138.13	11	462,151.22	84	0.00	552,790.00	90,638.78
5003 FRINGE BENEFITS	32,101.76	32,101.76	267 5	5,372.81	0	5,372.81	0	0.00	0.00	-5,372.81
5010 COMMODITIES	544.28	21,952.68	66	407.83	1	14,291.55	51	0.00	27,800.13	13,508.58
5020 SERVICES	19,622.00	176,039.71	84	48,320.04	13	229,575.87	64	0.00	358,557.87	128,982.00
TOTAL EXPENDITURES	99,559.82	671,354.92	86	114,238.81	12	711,391.45	76	0.00	939,148.00	227,756.55
NET CHANGE IN FUND BALANCE	-84,779.82	-552,930.35		-113,823.81		-682,284.64		0.00	-833,548.00	-151,263.36



PERIOD ENDING 11/30/2024

	ACTUAL LAST YEAR			ACTUAL THIS YEAR				ENCUMBRANCE	BUDGET	UNENCUMBERED BALANCE
	CURRENT MONTH	YEAR TO DATE	%	CURRENT MONTH	%	YEAR TO DATE	%			
REVENUES										
4004 INTERGOVERNMENTAL REVENUE	60,133.04	60,133.04	93	0.00	0	32,907.72	51	0.00	65,000.00	32,092.28
4009 MISCELLANEOUS REVENUES	75.00	75.00	0	0.00	0	40,000.00	100	0.00	40,000.00	0.00
TOTAL REVENUES	60,208.04	60,208.04	93	0.00	0	72,907.72	69	0.00	105,000.00	32,092.28
EXPENDITURES										
5001 SALARIES AND WAGES	10,884.00	113,799.02	80	17,367.90	12	134,532.55	89	0.00	150,394.00	15,861.45
5003 FRINGE BENEFITS	933.46	933.46	0	5.20	0	5.20	0	0.00	0.00	-5.20
5010 COMMODITIES	208.71	2,785.61	70	360.95	8	3,981.15	86	0.00	4,641.81	660.66
5020 SERVICES	1,742.08	19,444.58	64	2,131.73	7	25,607.87	88	0.00	29,094.19	3,486.32
8000 CAPITAL OUTLAY	0.00	0.00	0	1,450.00	3	42,979.00	103	0.00	41,655.00	-1,324.00
TOTAL EXPENDITURES	13,768.25	136,962.67	78	21,315.78	9	207,105.77	92	0.00	225,785.00	18,679.23
NET CHANGE IN FUND BALANCE	46,439.79	-76,754.63		-21,315.78		-134,198.05		0.00	-120,785.00	13,413.05



FUND DEPT 1080-051 : GENERAL CORPORATE - JUVENILE DETENTION CENTER

12/13/2024 2:13:37 PM

PERIOD ENDING 11/30/2024

	ACTUAL LAST YEAR			ACTUAL THIS YEAR				ENCUMBRANCE	BUDGET	UNENCUMBERED BALANCE
	CURRENT MONTH	YEAR TO DATE	%	CURRENT MONTH	%	YEAR TO DATE	%			
REVENUES										
4004 INTERGOVERNMENTAL REVENUE	227,871.31	1,087,411.69	70	120,188.16	7	1,062,095.01	63	0.00	1,677,998.00	615,902.99
4007 CHARGES FOR SERVICES	1,280.00	1,280.00	0	0.00	0	0.00	0	0.00	0.00	0.00
4009 MISCELLANEOUS REVENUES	0.00	30.12	0	0.00	0	0.00	0	0.00	0.00	0.00
TOTAL REVENUES	229,151.31	1,088,721.81	70	120,188.16	7	1,062,095.01	63	0.00	1,677,998.00	615,902.99
EXPENDITURES										
5001 SALARIES AND WAGES	118,975.07	1,256,862.86	82	182,171.19	10	1,390,636.41	77	0.00	1,806,621.54	415,985.13
5003 FRINGE BENEFITS	156,043.40	156,043.40	0	16,274.25	0	16,274.25	0	0.00	0.00	-16,274.25
5010 COMMODITIES	8,251.29	71,819.99	90	5,817.91	5	64,059.24	60	0.00	106,221.00	42,161.76
5020 SERVICES	68.60	221,669.92	71	913.84	0	194,990.91	88	0.00	222,365.00	27,374.09
TOTAL EXPENDITURES	283,338.36	1,706,396.17	88	205,177.19	10	1,665,960.81	78	0.00	2,135,207.54	469,246.73
OTHER FINANCING SOURCES (USES)										
TOTAL OTHER FINANCING SOURCES (USES)	0.00	0.00		0.00		0.00		0.00	0.00	0.00
NET CHANGE IN FUND BALANCE	-54,187.05	-617,674.36		-84,989.03		-603,865.80		0.00	-457,209.54	146,656.26



FUND DEPT 1080-052 : GENERAL CORPORATE - COURT SERVICES - PROBATION

12/13/2024 2:13:37 PM

PERIOD ENDING 11/30/2024

	ACTUAL LAST YEAR			ACTUAL THIS YEAR				ENCUMBRANCE	BUDGET	UNENCUMBERED BALANCE
	CURRENT MONTH	YEAR TO DATE	%	CURRENT MONTH	%	YEAR TO DATE	%			
REVENUES										
4004 INTERGOVERNMENTAL REVENUE	171,105.90	849,831.85	86	88,122.71	8	768,245.42	72	0.00	1,066,945.00	298,699.58
TOTAL REVENUES	171,105.90	849,831.85	86	88,122.71	8	768,245.42	72	0.00	1,066,945.00	298,699.58
EXPENDITURES										
5001 SALARIES AND WAGES	134,367.66	1,619,153.76	87	224,559.73	11	1,720,266.99	88	0.00	1,957,243.46	236,976.47
5003 FRINGE BENEFITS	234,612.04	234,612.04	0	23,189.73	0	23,189.73	0	0.00	0.00	-23,189.73
5010 COMMODITIES	952.54	9,982.20	55	1,423.91	8	9,971.30	55	0.00	18,180.00	8,208.70
5020 SERVICES	219.47	4,226.21	43	866.52	9	4,868.35	49	0.00	9,875.00	5,006.65
TOTAL EXPENDITURES	370,151.71	1,867,974.21	99	250,039.89	13	1,758,296.37	89	0.00	1,985,298.46	227,002.09
OTHER FINANCING SOURCES (USES)										
TOTAL OTHER FINANCING SOURCES (USES)	0.00	0.00		0.00		0.00		0.00	0.00	0.00
NET CHANGE IN FUND BALANCE	-199,045.81	-1,018,142.36		-161,917.18		-990,050.95		0.00	-918,353.46	71,697.49



FUND DEPT 1080-057 : GENERAL CORPORATE - DEPUTY SHERIFF MERIT COMM

12/13/2024 2:13:37 PM

PERIOD ENDING 11/30/2024

	ACTUAL LAST YEAR			ACTUAL THIS YEAR				ENCUMBRANCE	BUDGET	UNENCUMBERED BALANCE
	CURRENT MONTH	YEAR TO DATE	%	CURRENT MONTH	%	YEAR TO DATE	%			
REVENUES										
TOTAL REVENUES	0.00	0.00	0	0.00	0	0.00	0	0.00	0.00	0.00
EXPENDITURES										
5001 SALARIES AND WAGES	0.00	135.00	14	0.00	0	405.00	43	0.00	950.00	545.00
5020 SERVICES	4,911.61	36,856.11	100	2,517.00	6	39,239.01	92	0.00	42,610.00	3,370.99
TOTAL EXPENDITURES	4,911.61	36,991.11	98	2,517.00	6	39,644.01	91	0.00	43,560.00	3,915.99
NET CHANGE IN FUND BALANCE	-4,911.61	-36,991.11		-2,517.00		-39,644.01		0.00	-43,560.00	-3,915.99



FUND DEPT 1080-059 : GENERAL CORPORATE - FACILITIES PLANNING

12/13/2024 2:13:37 PM

PERIOD ENDING 11/30/2024

	ACTUAL LAST YEAR			ACTUAL THIS YEAR				ENCUMBRANCE	BUDGET	UNENCUMBERED BALANCE
	CURRENT MONTH	YEAR TO DATE	%	CURRENT MONTH	%	YEAR TO DATE	%			
EXPENDITURES										
TOTAL EXPENDITURES	0.00	0.00	0	0.00	0	0.00	0	0.00	0.00	0.00
NET CHANGE IN FUND BALANCE	0.00	0.00		0.00		0.00		0.00	0.00	0.00



FUND DEPT 1080-060 : GENERAL CORPORATE - HIGHWAY

12/13/2024 2:13:37 PM

PERIOD ENDING 11/30/2024

	ACTUAL LAST YEAR			ACTUAL THIS YEAR				ENCUMBRANCE	BUDGET	UNENCUMBERED BALANCE
	CURRENT MONTH	YEAR TO DATE	%	CURRENT MONTH	%	YEAR TO DATE	%			
EXPENDITURES										
TOTAL EXPENDITURES	0.00	0.00	0	0.00	0	0.00	0	0.00	0.00	0.00
NET CHANGE IN FUND BALANCE	0.00	0.00		0.00		0.00		0.00	0.00	0.00



FUND DEPT 1080-071 : GENERAL CORPORATE - PUBLIC PROP (PHYS, PLNT, FAC)

12/13/2024 2:13:37 PM

PERIOD ENDING 11/30/2024

	ACTUAL LAST YEAR			ACTUAL THIS YEAR				ENCUMBRANCE	BUDGET	UNENCUMBERED BALANCE
	CURRENT MONTH	YEAR TO DATE	%	CURRENT MONTH	%	YEAR TO DATE	%			
REVENUES										
4007 CHARGES FOR SERVICES	0.00	24,985.63	42	0.00	0	33,582.13	67	0.00	50,000.00	16,417.87
4009 MISCELLANEOUS REVENUES	0.00	6,428.41	0	0.00	0	2,381.45	0	0.00	0.00	-2,381.45
4010 RENTS AND ROYALTIES	9,399.77	816,115.21	99	71,405.37	7	827,072.74	83	0.00	1,000,000.00	172,927.26
TOTAL REVENUES	9,399.77	847,529.25	96	71,405.37	7	863,036.32	82	0.00	1,050,000.00	186,963.68
EXPENDITURES										
5001 SALARIES AND WAGES	85,061.36	933,907.33	84	138,285.68	12	1,066,513.27	91	0.00	1,173,107.00	106,593.73
5003 FRINGE BENEFITS	151,249.31	151,249.31	0	19,509.61	0	19,509.61	0	0.00	0.00	-19,509.61
5010 COMMODITIES	6,805.05	123,273.51	79	6,180.08	4	133,133.88	79	0.00	169,225.65	36,091.77
5020 SERVICES	28,110.55	734,464.73	71	41,292.22	3	868,146.56	65	0.00	1,335,715.20	467,568.64
5050 INTEREST AND FISCAL CHARGES	0.00	3,106.25	2	0.00	0	1,575.00	1	0.00	183,150.00	181,575.00
8000 CAPITAL OUTLAY	0.00	450,010.00	100	0.00	0	13,180.23	95	0.00	13,829.00	648.77
TOTAL EXPENDITURES	271,226.27	2,396,011.13	82	205,267.59	7	2,102,058.55	73	0.00	2,875,026.85	772,968.30
OTHER FINANCING SOURCES (USES)										
7001 OTHER FINANCING USES	0.00	0.00	0	0.00	0	0.00	0	0.00	-2,050,000.00	-2,050,000.00
TOTAL OTHER FINANCING SOURCES (USES)	0.00	0.00		0.00		0.00		0.00	-2,050,000.00	-2,050,000.00
NET CHANGE IN FUND BALANCE	-261,826.50	-1,548,481.88		-133,862.22		-1,239,022.23		0.00	-3,875,026.85	-2,636,004.62



FUND DEPT 1080-072 : GENERAL CORPORATE - ADA COMPLIANCE

12/13/2024 2:13:37 PM

PERIOD ENDING 11/30/2024

	ACTUAL LAST YEAR			ACTUAL THIS YEAR				ENCUMBRANCE	BUDGET	UNENCUMBERED BALANCE
	CURRENT MONTH	YEAR TO DATE	%	CURRENT MONTH	%	YEAR TO DATE	%			
EXPENDITURES										
TOTAL EXPENDITURES	0.00	0.00	0	0.00	0	0.00	0	0.00	0.00	0.00
NET CHANGE IN FUND BALANCE	0.00	0.00		0.00		0.00		0.00	0.00	0.00



FUND DEPT 1080-075 : GENERAL CORPORATE - GENERAL COUNTY

12/13/2024 2:13:37 PM

PERIOD ENDING 11/30/2024

	ACTUAL LAST YEAR			ACTUAL THIS YEAR				ENCUMBRANCE	BUDGET	UNENCUMBERED BALANCE
	CURRENT MONTH	YEAR TO DATE	%	CURRENT MONTH	%	YEAR TO DATE	%			
REVENUES										
4001 PROPERTY TAX	861,740.02	16,330,257.87	98	0.00	0	16,900,303.83	95	0.00	17,825,667.00	925,363.17
4002 LOCAL SALES TAX	2,604.84	21,292.98	63	0.00	0	19,712.13	58	0.00	34,000.00	14,287.87
4003 OTHER TAXES	5,161.83	41,186.93	118	4,120.63	10	34,224.44	86	0.00	40,000.00	5,775.56
4004 INTERGOVERNMENTAL REVENUE	1,349,702.05	13,988,022.70	81	70,284.78	0	12,751,476.81	71	0.00	17,835,313.00	5,083,836.19
4007 CHARGES FOR SERVICES	0.00	-21,480.00	-72	0.00	0	0.00	0	0.00	0.00	0.00
4008 INVESTMENT EARNINGS	-173,746.29	131,518.63	329	348.54	0	420,773.17	559	0.00	75,300.00	-345,473.17
4009 MISCELLANEOUS REVENUES	671,626.12	1,350,153.27	0	0.00	0	0.00	0	0.00	0.00	0.00
TOTAL REVENUES	2,717,088.57	31,840,952.38	93	74,753.95	0	30,126,490.38	84	0.00	35,810,280.00	5,683,789.62
EXPENDITURES										
5003 FRINGE BENEFITS	-2,197,287.53	4,129.35	0	0.00	0	2,761,584.28	63	0.00	4,375,000.00	1,613,415.72
5009 GEN GOV - FINANCIAL ADMIN	0.00	0.00	0	0.00	0	0.00	0	0.00	-606,931.00	-606,931.00
5010 COMMODITIES	0.00	0.00	0	0.00	0	0.00	0	0.00	716.05	716.05
5020 SERVICES	4,712.00	181,824.94	71	152,767.11	9	435,196.09	24	0.00	1,790,679.60	1,355,483.51
TOTAL EXPENDITURES	-2,192,575.53	185,954.29	5	152,767.11	3	3,196,780.37	58	0.00	5,559,464.65	2,362,684.28
OTHER FINANCING SOURCES (USES)										
6001 OTHER FINANCING SOURCES	0.00	0.00	0	0.00	0	0.00	0	0.00	65,000.00	65,000.00
7001 OTHER FINANCING USES	0.00	0.00	0	0.00	0	0.00	0	0.00	-846,008.00	-846,008.00
TOTAL OTHER FINANCING SOURCES (USES)	0.00	0.00		0.00		0.00		0.00	-781,008.00	-781,008.00
NET CHANGE IN FUND BALANCE	4,909,664.10	31,654,998.09		-78,013.16		26,929,710.01		0.00	29,469,807.35	2,540,097.34



FUND DEPT 1080-077 : GENERAL CORPORATE - ZONING AND ENFORCE (P&Z)

12/13/2024 2:13:37 PM

PERIOD ENDING 11/30/2024

	ACTUAL LAST YEAR			ACTUAL THIS YEAR				ENCUMBRANCE	BUDGET	UNENCUMBERED BALANCE
	CURRENT MONTH	YEAR TO DATE	%	CURRENT MONTH	%	YEAR TO DATE	%			
REVENUES										
4006 LICENSES AND PERMITS	3,521.00	73,483.50	34	3,011.00	1	228,028.00	104	0.00	220,231.00	-7,797.00
4007 CHARGES FOR SERVICES	960.00	42,925.00	507	407.00	3	36,716.00	240	0.00	15,303.00	-21,413.00
TOTAL REVENUES	4,481.00	116,408.50	52	3,418.00	1	264,744.00	112	0.00	235,534.00	-29,210.00
EXPENDITURES										
5001 SALARIES AND WAGES	27,961.88	313,392.39	62	41,351.36	8	322,871.90	61	0.00	527,516.00	204,644.10
5003 FRINGE BENEFITS	44,423.51	44,423.51	0	4,406.13	0	4,406.13	0	0.00	0.00	-4,406.13
5010 COMMODITIES	179.31	3,582.97	77	19.99	0	2,809.70	58	0.00	4,845.00	2,035.30
5020 SERVICES	979.09	11,381.28	54	5,447.70	25	16,289.57	74	0.00	22,157.00	5,867.43
TOTAL EXPENDITURES	73,543.79	372,780.15	70	51,225.18	9	346,377.30	62	0.00	554,518.00	208,140.70
NET CHANGE IN FUND BALANCE	-69,062.79	-256,371.65		-47,807.18		-81,633.30		0.00	-318,984.00	-237,350.70



FUND DEPT 1080-124 : GENERAL CORPORATE - REGIONAL OFFICE EDUCATION

12/13/2024 2:13:37 PM

PERIOD ENDING 11/30/2024

	ACTUAL LAST YEAR			ACTUAL THIS YEAR				ENCUMBRANCE	BUDGET	UNENCUMBERED BALANCE
	CURRENT MONTH	YEAR TO DATE	%	CURRENT MONTH	%	YEAR TO DATE	%			
EXPENDITURES										
5020 SERVICES	40,136.71	240,820.31	100	41,244.39	17	247,466.31	100	0.00	247,467.00	0.69
TOTAL EXPENDITURES	40,136.71	240,820.31	100	41,244.39	17	247,466.31	100	0.00	247,467.00	0.69
NET CHANGE IN FUND BALANCE	-40,136.71	-240,820.31		-41,244.39		-247,466.31		0.00	-247,467.00	-0.69



PERIOD ENDING 11/30/2024

	ACTUAL LAST YEAR			ACTUAL THIS YEAR				ENCUMBRANCE	BUDGET	UNENCUMBERED BALANCE
	CURRENT MONTH	YEAR TO DATE	%	CURRENT MONTH	%	YEAR TO DATE	%			
REVENUES										
4009 MISCELLANEOUS REVENUES	0.00	5,500.00	100	0.00	0	200.00	0	0.00	0.00	-200.00
TOTAL REVENUES	0.00	5,500.00	100	0.00	0	200.00	0	0.00	0.00	-200.00
EXPENDITURES										
5001 SALARIES AND WAGES	3,074.56	49,708.06	87	5,582.72	6	52,667.80	61	0.00	86,991.00	34,323.20
5003 FRINGE BENEFITS	1,575.00	1,575.00	0	382.95	2	5,115.97	22	0.00	22,876.00	17,760.03
5010 COMMODITIES	0.00	60.27	100	0.00	0	786.91	18	0.00	4,348.33	3,561.42
5020 SERVICES	5,339.00	71,998.72	83	4,650.03	4	74,716.98	63	0.00	118,750.67	44,033.69
TOTAL EXPENDITURES	9,988.56	123,342.05	86	10,615.70	5	133,287.66	57	0.00	232,966.00	99,678.34
NET CHANGE IN FUND BALANCE	-9,988.56	-117,842.05		-10,615.70		-133,087.66		0.00	-232,966.00	-99,878.34



FUND DEPT 1080-130 : GENERAL CORPORATE - CIRC CLK SUPPORT ENFORCE

12/13/2024 2:13:37 PM

PERIOD ENDING 11/30/2024

	ACTUAL LAST YEAR			ACTUAL THIS YEAR				ENCUMBRANCE	BUDGET	UNENCUMBERED BALANCE
	CURRENT MONTH	YEAR TO DATE	%	CURRENT MONTH	%	YEAR TO DATE	%			
REVENUES										
4004 INTERGOVERNMENTAL REVENUE	3,549.00	14,763.00	123	4,809.00	40	12,138.00	101	0.00	12,000.00	-138.00
TOTAL REVENUES	3,549.00	14,763.00	123	4,809.00	40	12,138.00	101	0.00	12,000.00	-138.00
EXPENDITURES										
5001 SALARIES AND WAGES	0.00	0.00	0	0.00	0	0.00	0	0.00	12,000.00	12,000.00
TOTAL EXPENDITURES	0.00	0.00	0	0.00	0	0.00	0	0.00	12,000.00	12,000.00
OTHER FINANCING SOURCES (USES)										
TOTAL OTHER FINANCING SOURCES (USES)	0.00	0.00		0.00		0.00		0.00	0.00	0.00
NET CHANGE IN FUND BALANCE	3,549.00	14,763.00		4,809.00		12,138.00		0.00	0.00	-12,138.00



FUND DEPT 1080-140 : GENERAL CORPORATE - CORRECTIONAL CENTER

12/13/2024 2:13:37 PM

PERIOD ENDING 11/30/2024

	ACTUAL LAST YEAR			ACTUAL THIS YEAR				ENCUMBRANCE	BUDGET	UNENCUMBERED BALANCE
	CURRENT MONTH	YEAR TO DATE	%	CURRENT MONTH	%	YEAR TO DATE	%			
REVENUES										
4004 INTERGOVERNMENTAL REVENUE	1,889.30	55,191.55	57	0.00	0	57,003.03	184	0.00	31,000.00	-26,003.03
4007 CHARGES FOR SERVICES	25,480.68	305,152.38	87	36,716.65	8	295,376.09	68	0.00	436,877.00	141,500.91
4009 MISCELLANEOUS REVENUES	17,544.69	55,086.31	104	400.00	1	54,106.31	95	0.00	57,000.00	2,893.69
TOTAL REVENUES	44,914.67	415,430.24	83	37,116.65	7	406,485.43	77	0.00	524,877.00	118,391.57
EXPENDITURES										
5001 SALARIES AND WAGES	254,766.06	3,099,187.39	78	505,305.51	12	3,791,447.36	88	0.00	4,307,916.00	516,468.64
5002 LAW ENFORCEMENT SALARIES	101,422.28	1,190,186.99	75	132,035.35	9	1,033,748.17	74	0.00	1,404,733.00	370,984.83
5003 FRINGE BENEFITS	498,063.78	498,063.78	0	59,190.93	0	59,190.93	0	0.00	0.00	-59,190.93
5010 COMMODITIES	62,806.71	665,995.76	94	50,132.96	7	567,515.25	78	3,415.60	726,418.00	155,487.15
5020 SERVICES	289,521.88	4,067,335.54	98	185,441.80	5	3,052,245.07	75	0.00	4,056,376.00	1,004,130.93
8000 CAPITAL OUTLAY	0.00	5,148.99	100	0.00	0	0.00	0	0.00	0.00	0.00
TOTAL EXPENDITURES	1,206,580.71	9,525,918.45	91	932,106.55	9	8,504,146.78	81	3,415.60	10,495,443.00	1,987,880.62
OTHER FINANCING SOURCES (USES)										
6001 OTHER FINANCING SOURCES	0.00	0.00	0	0.00	0	0.00	0	0.00	1,237,349.00	1,237,349.00
TOTAL OTHER FINANCING SOURCES (USES)	0.00	0.00		0.00		0.00		0.00	1,237,349.00	1,237,349.00
NET CHANGE IN FUND BALANCE	-1,161,666.04	-9,110,488.21		-894,989.90		-8,097,661.35		-3,415.60	-8,733,217.00	-632,140.05



FUND DEPT 1080-141 : GENERAL CORPORATE - STS ATTY SUPPORT ENFORCE

12/13/2024 2:13:37 PM

PERIOD ENDING 11/30/2024

	ACTUAL LAST YEAR			ACTUAL THIS YEAR				ENCUMBRANCE	BUDGET	UNENCUMBERED BALANCE
	CURRENT MONTH	YEAR TO DATE	%	CURRENT MONTH	%	YEAR TO DATE	%			
REVENUES										
4004 INTERGOVERNMENTAL REVENUE	46,624.28	325,866.93	98	0.00	0	270,913.44	80	0.00	337,942.00	67,028.56
TOTAL REVENUES	46,624.28	325,866.93	98	0.00	0	270,913.44	80	0.00	337,942.00	67,028.56
EXPENDITURES										
5001 SALARIES AND WAGES	19,699.79	198,431.29	75	34,899.06	13	251,767.49	93	0.00	269,749.00	17,981.51
5003 FRINGE BENEFITS	9,994.08	62,223.66	69	6,770.09	7	78,495.70	76	0.00	103,264.00	24,768.30
5010 COMMODITIES	53.06	1,317.34	22	0.00	0	386.76	4	0.00	9,949.56	9,562.80
5020 SERVICES	385.00	5,837.04	18	40.90	1	1,976.57	43	0.00	4,570.44	2,593.87
TOTAL EXPENDITURES	30,131.93	267,809.33	68	41,710.05	11	332,626.52	86	0.00	387,533.00	54,906.48
NET CHANGE IN FUND BALANCE	16,492.35	58,057.60		-41,710.05		-61,713.08		0.00	-49,591.00	12,122.08




FUND DEPT 2060-100 : RPC - POLICE TRAINING - REGIONAL PLANNING COMMISSION

12/13/2024 2:13:37 PM

PERIOD ENDING 11/30/2024

	ACTUAL LAST YEAR			ACTUAL THIS YEAR				ENCUMBRANCE	BUDGET	UNENCUMBERED BALANCE
	CURRENT MONTH	YEAR TO DATE	%	CURRENT MONTH	%	YEAR TO DATE	%			
REVENUES										
4004 INTERGOVERNMENTAL REVENUE	0.00	114,689.17	54	108,274.79	12	477,254.59	52	0.00	918,099.17	440,844.58
4007 CHARGES FOR SERVICES	0.00	0.00	0	0.00	0	0.00	0	0.00	5,000.00	5,000.00
TOTAL REVENUES	0.00	114,689.17	52	108,274.79	12	477,254.59	52	0.00	923,099.17	445,844.58
EXPENDITURES										
5001 SALARIES AND WAGES	10,726.60	47,604.76	80	16,571.40	9	127,722.82	68	0.00	187,527.34	59,804.52
5003 FRINGE BENEFITS	3,374.80	10,282.64	72	2,399.27	2	26,121.16	27	0.00	97,139.95	71,018.79
5010 COMMODITIES	492.00	615.87	6	972.30	2	15,009.18	37	0.00	40,590.78	25,581.60
5020 SERVICES	44,454.32	89,469.32	66	45,576.89	15	241,240.60	82	10,890.00	294,209.02	42,078.42
5999 GEN GOV - CENTRAL ADMIN	0.00	0.00	0	6,761.13	9	23,663.96	31	0.00	77,182.58	53,518.62
8000 CAPITAL OUTLAY	0.00	0.00	0	0.00	0	30,246.00	70	0.00	43,400.00	13,154.00
TOTAL EXPENDITURES	59,047.72	147,972.59	67	72,280.99	10	464,003.72	63	10,890.00	740,049.67	265,155.95
OTHER FINANCING SOURCES (USES)										
6001 OTHER FINANCING SOURCES	0.00	22,937.83	66	21,654.96	9	346,370.93	140	0.00	246,619.83	-99,751.10
7001 OTHER FINANCING USES	0.00	0.00	0	-21,654.96	6	-346,370.93	95	0.00	-365,734.33	-19,363.40
TOTAL OTHER FINANCING SOURCES (USES)	0.00	22,937.83		0.00		0.00		0.00	-119,114.50	-119,114.50
NET CHANGE IN FUND BALANCE	-59,047.72	-10,345.59		35,993.80		13,250.87		-10,890.00	63,935.00	61,574.13



PERIOD ENDING 11/30/2024

	ACTUAL LAST YEAR			ACTUAL THIS YEAR				ENCUMBRANCE	BUDGET	UNENCUMBERED BALANCE
	CURRENT MONTH	YEAR TO DATE	%	CURRENT MONTH	%	YEAR TO DATE	%			
REVENUES										
4004 INTERGOVERNMENTAL REVENUE	2,190,309.92	17,145,619.57	56	2,140,463.24	9	13,970,046.83	59	0.00	23,762,811.00	9,792,764.17
4007 CHARGES FOR SERVICES	156,620.61	1,609,214.74	84	296,683.34	5	1,871,392.48	34	0.00	5,545,500.00	3,674,107.52
4008 INVESTMENT EARNINGS	21,283.74	88,185.45	172 9	21.79	0	79,040.92	198	0.00	40,000.00	-39,040.92
4009 MISCELLANEOUS REVENUES	0.00	43,230.26	50	6,500.00	11	33,761.68	55	0.00	61,025.00	27,263.32
TOTAL REVENUES	2,368,214.27	18,886,250.02	57	2,443,668.37	8	15,954,241.91	54	0.00	29,409,336.00	13,455,094.09
EXPENDITURES										
5001 SALARIES AND WAGES	347,232.14	4,770,239.11	60	656,667.18	10	4,548,312.09	68	0.00	6,711,604.62	2,163,292.53
5003 FRINGE BENEFITS	152,669.28	1,239,862.92	69	109,417.03	7	1,176,578.93	75	0.00	1,567,900.00	391,321.07
5010 COMMODITIES	10,296.88	168,748.50	28	7,909.34	1	130,730.54	25	0.00	529,160.54	398,430.00
5020 SERVICES	1,487,142.80	13,380,219.03	61	1,654,797.08	10	10,257,197.69	61	0.00	16,855,091.89	6,597,894.20
5999 GEN GOV - CENTRAL ADMIN	0.00	0.00	0	0.00	0	0.00	0	0.00	3,618,111.61	3,618,111.61
8000 CAPITAL OUTLAY	0.00	27,063.26	10	0.00	0	15,539.28	2	0.00	700,000.00	684,460.72
TOTAL EXPENDITURES	1,997,341.10	19,586,132.82	60	2,428,790.63	8	16,128,358.53	54	0.00	29,981,868.66	13,853,510.13
OTHER FINANCING SOURCES (USES)										
6001 OTHER FINANCING SOURCES	20,471.08	385,729.13	102	15,127.05	6	148,439.60	57	0.00	262,080.00	113,640.40
7001 OTHER FINANCING USES	-8,591.66	-378,689.23	78	-8,991.06	5	-118,729.01	65	0.00	-183,691.34	-64,962.33
TOTAL OTHER FINANCING SOURCES (USES)	11,879.42	7,039.90		6,135.99		29,710.59		0.00	78,388.66	48,678.07
NET CHANGE IN FUND BALANCE	382,752.59	-692,842.90		21,013.73		-144,406.03		0.00	-494,144.00	-349,737.97



FUND DEPT 2076-010 : TORT IMMUNITY TAX FUND - COUNTY BOARD

12/13/2024 2:13:37 PM

PERIOD ENDING 11/30/2024

	ACTUAL LAST YEAR			ACTUAL THIS YEAR				ENCUMBRANCE	BUDGET	UNENCUMBERED BALANCE
	CURRENT MONTH	YEAR TO DATE	%	CURRENT MONTH	%	YEAR TO DATE	%			
EXPENDITURES										
5003 FRINGE BENEFITS	211.07	211.07	0	67.00	0	67.00	0	0.00	0.00	-67.00
TOTAL EXPENDITURES	211.07	211.07	0	67.00	0	67.00	0	0.00	0.00	-67.00
NET CHANGE IN FUND BALANCE	-211.07	-211.07		-67.00		-67.00		0.00	0.00	67.00




FUND DEPT 2076-011 : TORT IMMUNITY TAX FUND - SOLID WASTE MGMT

12/13/2024 2:13:37 PM

PERIOD ENDING 11/30/2024

	ACTUAL LAST YEAR			ACTUAL THIS YEAR				ENCUMBRANCE	BUDGET	UNENCUMBERED BALANCE
	CURRENT MONTH	YEAR TO DATE	%	CURRENT MONTH	%	YEAR TO DATE	%			
EXPENDITURES										
TOTAL EXPENDITURES	0.00	0.00	0	0.00	0	0.00	0	0.00	0.00	0.00
NET CHANGE IN FUND BALANCE	0.00	0.00		0.00		0.00		0.00	0.00	0.00



PERIOD ENDING 11/30/2024

	ACTUAL LAST YEAR			ACTUAL THIS YEAR				ENCUMBRANCE	BUDGET	UNENCUMBERED BALANCE
	CURRENT MONTH	YEAR TO DATE	%	CURRENT MONTH	%	YEAR TO DATE	%			
EXPENDITURES										
5003 FRINGE BENEFITS	5,475.34	5,475.34	0	227.08	0	227.08	0	0.00	0.00	-227.08
TOTAL EXPENDITURES	5,475.34	5,475.34	0	227.08	0	227.08	0	0.00	0.00	-227.08
NET CHANGE IN FUND BALANCE	-5,475.34	-5,475.34		-227.08		-227.08		0.00	0.00	227.08



FUND DEPT 2076-020 : TORT IMMUNITY TAX FUND - AUDITOR

12/13/2024 2:13:37 PM

PERIOD ENDING 11/30/2024

	ACTUAL LAST YEAR			ACTUAL THIS YEAR				ENCUMBRANCE	BUDGET	UNENCUMBERED BALANCE
	CURRENT MONTH	YEAR TO DATE	%	CURRENT MONTH	%	YEAR TO DATE	%			
EXPENDITURES										
5003 FRINGE BENEFITS	3,049.16	3,049.16	0	126.48	0	126.48	0	0.00	0.00	-126.48
TOTAL EXPENDITURES	3,049.16	3,049.16	0	126.48	0	126.48	0	0.00	0.00	-126.48
NET CHANGE IN FUND BALANCE	-3,049.16	-3,049.16		-126.48		-126.48		0.00	0.00	126.48



FUND DEPT 2076-021 : TORT IMMUNITY TAX FUND - BOARD OF REVIEW

12/13/2024 2:13:37 PM

PERIOD ENDING 11/30/2024

	ACTUAL LAST YEAR			ACTUAL THIS YEAR				ENCUMBRANCE	BUDGET	UNENCUMBERED BALANCE
	CURRENT MONTH	YEAR TO DATE	%	CURRENT MONTH	%	YEAR TO DATE	%			
EXPENDITURES										
5003 FRINGE BENEFITS	1,323.59	1,323.59	0	47.86	0	47.86	0	0.00	0.00	-47.86
TOTAL EXPENDITURES	1,323.59	1,323.59	0	47.86	0	47.86	0	0.00	0.00	-47.86
NET CHANGE IN FUND BALANCE	-1,323.59	-1,323.59		-47.86		-47.86		0.00	0.00	47.86



FUND DEPT 2076-022 : TORT IMMUNITY TAX FUND - COUNTY CLERK

12/13/2024 2:13:37 PM

PERIOD ENDING 11/30/2024

	ACTUAL LAST YEAR			ACTUAL THIS YEAR				ENCUMBRANCE	BUDGET	UNENCUMBERED BALANCE
	CURRENT MONTH	YEAR TO DATE	%	CURRENT MONTH	%	YEAR TO DATE	%			
EXPENDITURES										
5003 FRINGE BENEFITS	8,631.65	8,631.65	0	690.57	0	690.57	0	0.00	0.00	-690.57
TOTAL EXPENDITURES	8,631.65	8,631.65	0	690.57	0	690.57	0	0.00	0.00	-690.57
NET CHANGE IN FUND BALANCE	-8,631.65	-8,631.65		-690.57		-690.57		0.00	0.00	690.57



FUND DEPT 2076-023 : TORT IMMUNITY TAX FUND - RECORDER

12/13/2024 2:13:37 PM

PERIOD ENDING 11/30/2024

	ACTUAL LAST YEAR			ACTUAL THIS YEAR				ENCUMBRANCE	BUDGET	UNENCUMBERED BALANCE
	CURRENT MONTH	YEAR TO DATE	%	CURRENT MONTH	%	YEAR TO DATE	%			
EXPENDITURES										
5003 FRINGE BENEFITS	1,813.59	1,813.59	0	62.31	0	62.31	0	0.00	0.00	-62.31
TOTAL EXPENDITURES	1,813.59	1,813.59	0	62.31	0	62.31	0	0.00	0.00	-62.31
NET CHANGE IN FUND BALANCE	-1,813.59	-1,813.59		-62.31		-62.31		0.00	0.00	62.31



FUND DEPT 2076-025 : TORT IMMUNITY TAX FUND - SUPERVISOR OF ASSESSMENT

12/13/2024 2:13:37 PM

PERIOD ENDING 11/30/2024

	ACTUAL LAST YEAR			ACTUAL THIS YEAR				ENCUMBRANCE	BUDGET	UNENCUMBERED BALANCE
	CURRENT MONTH	YEAR TO DATE	%	CURRENT MONTH	%	YEAR TO DATE	%			
EXPENDITURES										
5003 FRINGE BENEFITS	3,072.21	3,072.21	0	247.21	0	247.21	0	0.00	0.00	-247.21
TOTAL EXPENDITURES	3,072.21	3,072.21	0	247.21	0	247.21	0	0.00	0.00	-247.21
NET CHANGE IN FUND BALANCE	-3,072.21	-3,072.21		-247.21		-247.21		0.00	0.00	247.21




FUND DEPT 2076-026 : TORT IMMUNITY TAX FUND - COUNTY TREASURER

12/13/2024 2:13:37 PM

PERIOD ENDING 11/30/2024

	ACTUAL LAST YEAR			ACTUAL THIS YEAR				ENCUMBRANCE	BUDGET	UNENCUMBERED BALANCE
	CURRENT MONTH	YEAR TO DATE	%	CURRENT MONTH	%	YEAR TO DATE	%			
EXPENDITURES										
5003 FRINGE BENEFITS	2,181.77	2,181.77	0	102.53	0	102.53	0	0.00	0.00	-102.53
TOTAL EXPENDITURES	2,181.77	2,181.77	0	102.53	0	102.53	0	0.00	0.00	-102.53
NET CHANGE IN FUND BALANCE	-2,181.77	-2,181.77		-102.53		-102.53		0.00	0.00	102.53



FUND DEPT 2076-028 : TORT IMMUNITY TAX FUND - INFORMATION TECHNOLOGY (IT)

12/13/2024 2:13:37 PM

PERIOD ENDING 11/30/2024

	ACTUAL LAST YEAR			ACTUAL THIS YEAR				ENCUMBRANCE	BUDGET	UNENCUMBERED BALANCE
	CURRENT MONTH	YEAR TO DATE	%	CURRENT MONTH	%	YEAR TO DATE	%			
EXPENDITURES										
5003 FRINGE BENEFITS	6,051.01	6,051.01	0	367.87	0	367.87	0	0.00	0.00	-367.87
TOTAL EXPENDITURES	6,051.01	6,051.01	0	367.87	0	367.87	0	0.00	0.00	-367.87
NET CHANGE IN FUND BALANCE	-6,051.01	-6,051.01		-367.87		-367.87		0.00	0.00	367.87



FUND DEPT 2076-030 : TORT IMMUNITY TAX FUND - CIRCUIT CLERK

12/13/2024 2:13:37 PM

PERIOD ENDING 11/30/2024

	ACTUAL LAST YEAR			ACTUAL THIS YEAR				ENCUMBRANCE	BUDGET	UNENCUMBERED BALANCE
	CURRENT MONTH	YEAR TO DATE	%	CURRENT MONTH	%	YEAR TO DATE	%			
EXPENDITURES										
5003 FRINGE BENEFITS	12,149.73	12,149.73	0	806.65	0	806.65	0	0.00	0.00	-806.65
TOTAL EXPENDITURES	12,149.73	12,149.73	0	806.65	0	806.65	0	0.00	0.00	-806.65
NET CHANGE IN FUND BALANCE	-12,149.73	-12,149.73		-806.65		-806.65		0.00	0.00	806.65



FUND DEPT 2076-031 : TORT IMMUNITY TAX FUND - CIRCUIT COURT

12/13/2024 2:13:37 PM

PERIOD ENDING 11/30/2024

	ACTUAL LAST YEAR			ACTUAL THIS YEAR				ENCUMBRANCE	BUDGET	UNENCUMBERED BALANCE
	CURRENT MONTH	YEAR TO DATE	%	CURRENT MONTH	%	YEAR TO DATE	%			
EXPENDITURES										
5003 FRINGE BENEFITS	6,287.94	6,287.94	0	264.98	0	264.98	0	0.00	0.00	-264.98
TOTAL EXPENDITURES	6,287.94	6,287.94	0	264.98	0	264.98	0	0.00	0.00	-264.98
NET CHANGE IN FUND BALANCE	-6,287.94	-6,287.94		-264.98		-264.98		0.00	0.00	264.98



FUND DEPT 2076-032 : TORT IMMUNITY TAX FUND - JURY COMMISSION

12/13/2024 2:13:37 PM

PERIOD ENDING 11/30/2024

	ACTUAL LAST YEAR			ACTUAL THIS YEAR				ENCUMBRANCE	BUDGET	UNENCUMBERED BALANCE
	CURRENT MONTH	YEAR TO DATE	%	CURRENT MONTH	%	YEAR TO DATE	%			
EXPENDITURES										
5003 FRINGE BENEFITS	500.81	500.81	0	40.90	0	40.90	0	0.00	0.00	-40.90
TOTAL EXPENDITURES	500.81	500.81	0	40.90	0	40.90	0	0.00	0.00	-40.90
NET CHANGE IN FUND BALANCE	-500.81	-500.81		-40.90		-40.90		0.00	0.00	40.90



FUND DEPT 2076-036 : TORT IMMUNITY TAX FUND - PUBLIC DEFENDER

12/13/2024 2:13:37 PM

PERIOD ENDING 11/30/2024

	ACTUAL LAST YEAR			ACTUAL THIS YEAR				ENCUMBRANCE	BUDGET	UNENCUMBERED BALANCE
	CURRENT MONTH	YEAR TO DATE	%	CURRENT MONTH	%	YEAR TO DATE	%			
EXPENDITURES										
5003 FRINGE BENEFITS	7,923.57	7,923.57	0	538.77	0	538.77	0	0.00	0.00	-538.77
TOTAL EXPENDITURES	7,923.57	7,923.57	0	538.77	0	538.77	0	0.00	0.00	-538.77
NET CHANGE IN FUND BALANCE	-7,923.57	-7,923.57		-538.77		-538.77		0.00	0.00	538.77



FUND DEPT 2076-040 : TORT IMMUNITY TAX FUND - SHERIFF

12/13/2024 2:13:37 PM

PERIOD ENDING 11/30/2024

	ACTUAL LAST YEAR			ACTUAL THIS YEAR				ENCUMBRANCE	BUDGET	UNENCUMBERED BALANCE
	CURRENT MONTH	YEAR TO DATE	%	CURRENT MONTH	%	YEAR TO DATE	%			
EXPENDITURES										
5003 FRINGE BENEFITS	282,840.20	282,840.20	0	24,772.66	0	24,772.66	0	0.00	0.00	-24,772.66
TOTAL EXPENDITURES	282,840.20	282,840.20	0	24,772.66	0	24,772.66	0	0.00	0.00	-24,772.66
NET CHANGE IN FUND BALANCE	-282,840.20	-282,840.20		-24,772.66		-24,772.66		0.00	0.00	24,772.66



FUND DEPT 2076-041 : TORT IMMUNITY TAX FUND - STATES ATTORNEY

12/13/2024 2:13:37 PM

PERIOD ENDING 11/30/2024

	ACTUAL LAST YEAR			ACTUAL THIS YEAR				ENCUMBRANCE	BUDGET	UNENCUMBERED BALANCE
	CURRENT MONTH	YEAR TO DATE	%	CURRENT MONTH	%	YEAR TO DATE	%			
EXPENDITURES										
5003 FRINGE BENEFITS	14,062.87	14,062.87	0	747.28	0	747.28	0	0.00	0.00	-747.28
TOTAL EXPENDITURES	14,062.87	14,062.87	0	747.28	0	747.28	0	0.00	0.00	-747.28
NET CHANGE IN FUND BALANCE	-14,062.87	-14,062.87		-747.28		-747.28		0.00	0.00	747.28



FUND DEPT 2076-042 : TORT IMMUNITY TAX FUND - CORONER

12/13/2024 2:13:37 PM

PERIOD ENDING 11/30/2024

	ACTUAL LAST YEAR			ACTUAL THIS YEAR				ENCUMBRANCE	BUDGET	UNENCUMBERED BALANCE
	CURRENT MONTH	YEAR TO DATE	%	CURRENT MONTH	%	YEAR TO DATE	%			
EXPENDITURES										
5003 FRINGE BENEFITS	4,650.04	4,650.04	0	697.73	0	697.73	0	0.00	0.00	-697.73
TOTAL EXPENDITURES	4,650.04	4,650.04	0	697.73	0	697.73	0	0.00	0.00	-697.73
NET CHANGE IN FUND BALANCE	-4,650.04	-4,650.04		-697.73		-697.73		0.00	0.00	697.73



PERIOD ENDING 11/30/2024

	ACTUAL LAST YEAR			ACTUAL THIS YEAR				ENCUMBRANCE	BUDGET	UNENCUMBERED BALANCE
	CURRENT MONTH	YEAR TO DATE	%	CURRENT MONTH	%	YEAR TO DATE	%			
EXPENDITURES										
5003 FRINGE BENEFITS	8,042.62	8,042.62	0	770.44	0	770.44	0	0.00	0.00	-770.44
TOTAL EXPENDITURES	8,042.62	8,042.62	0	770.44	0	770.44	0	0.00	0.00	-770.44
NET CHANGE IN FUND BALANCE	-8,042.62	-8,042.62		-770.44		-770.44		0.00	0.00	770.44



FUND DEPT 2076-051 : TORT IMMUNITY TAX FUND - JUVENILE DETENTION CENTER

12/13/2024 2:13:37 PM

PERIOD ENDING 11/30/2024

	ACTUAL LAST YEAR			ACTUAL THIS YEAR				ENCUMBRANCE	BUDGET	UNENCUMBERED BALANCE
	CURRENT MONTH	YEAR TO DATE	%	CURRENT MONTH	%	YEAR TO DATE	%			
EXPENDITURES										
5003 FRINGE BENEFITS	88,128.21	88,128.21	0	8,882.60	0	8,882.60	0	0.00	0.00	-8,882.60
TOTAL EXPENDITURES	88,128.21	88,128.21	0	8,882.60	0	8,882.60	0	0.00	0.00	-8,882.60
NET CHANGE IN FUND BALANCE	-88,128.21	-88,128.21		-8,882.60		-8,882.60		0.00	0.00	8,882.60




FUND DEPT 2076-052 : TORT IMMUNITY TAX FUND - COURT SERVICES -PROBATION

12/13/2024 2:13:37 PM

PERIOD ENDING 11/30/2024

	ACTUAL LAST YEAR			ACTUAL THIS YEAR				ENCUMBRANCE	BUDGET	UNENCUMBERED BALANCE
	CURRENT MONTH	YEAR TO DATE	%	CURRENT MONTH	%	YEAR TO DATE	%			
EXPENDITURES										
5003 FRINGE BENEFITS	108,713.95	108,713.95	0	9,752.69	0	9,752.69	0	0.00	0.00	-9,752.69
TOTAL EXPENDITURES	108,713.95	108,713.95	0	9,752.69	0	9,752.69	0	0.00	0.00	-9,752.69
NET CHANGE IN FUND BALANCE	-108,713.95	-108,713.95		-9,752.69		-9,752.69		0.00	0.00	9,752.69



FUND DEPT 2076-057 : TORT IMMUNITY TAX FUND - DEPUTY SHERIFF MERIT COMM

12/13/2024 2:13:37 PM

PERIOD ENDING 11/30/2024

	ACTUAL LAST YEAR			ACTUAL THIS YEAR				ENCUMBRANCE	BUDGET	UNENCUMBERED BALANCE
	CURRENT MONTH	YEAR TO DATE	%	CURRENT MONTH	%	YEAR TO DATE	%			
EXPENDITURES										
5003 FRINGE BENEFITS	0.59	0.59	0	0.00	0	0.00	0	0.00	0.00	0.00
TOTAL EXPENDITURES	0.59	0.59	0	0.00	0	0.00	0	0.00	0.00	0.00
NET CHANGE IN FUND BALANCE	-0.59	-0.59		0.00		0.00		0.00	0.00	0.00



FUND DEPT 2076-071 : TORT IMMUNITY TAX FUND - PUBLIC PROP (PHYS, PLNT, FAC)

12/13/2024 2:13:37 PM

PERIOD ENDING 11/30/2024

	ACTUAL LAST YEAR			ACTUAL THIS YEAR				ENCUMBRANCE	BUDGET	UNENCUMBERED BALANCE
	CURRENT MONTH	YEAR TO DATE	%	CURRENT MONTH	%	YEAR TO DATE	%			
EXPENDITURES										
5003 FRINGE BENEFITS	141,301.57	141,301.57	0	12,046.92	0	12,046.92	0	0.00	0.00	-12,046.92
TOTAL EXPENDITURES	141,301.57	141,301.57	0	12,046.92	0	12,046.92	0	0.00	0.00	-12,046.92
NET CHANGE IN FUND BALANCE	-141,301.57	-141,301.57		-12,046.92		-12,046.92		0.00	0.00	12,046.92



FUND DEPT 2076-075 : TORT IMMUNITY TAX FUND - GENERAL COUNTY

12/13/2024 2:13:37 PM

PERIOD ENDING 11/30/2024

	ACTUAL LAST YEAR			ACTUAL THIS YEAR				ENCUMBRANCE	BUDGET	UNENCUMBERED BALANCE
	CURRENT MONTH	YEAR TO DATE	%	CURRENT MONTH	%	YEAR TO DATE	%			
REVENUES										
4001 PROPERTY TAX	140,604.77	2,664,506.90	98	0.00	0	2,748,832.32	95	0.00	2,896,732.00	147,899.68
4008 INVESTMENT EARNINGS	12,541.83	64,327.82	0	64.75	1	51,216.19	512	0.00	10,000.00	-41,216.19
TOTAL REVENUES	153,146.60	2,728,834.72	100	64.75	0	2,800,048.51	96	0.00	2,906,732.00	106,683.49
EXPENDITURES										
5003 FRINGE BENEFITS	-875,191.60	-0.03	0	0.00	0	902,973.16	65	0.00	1,390,000.00	487,026.84
5020 SERVICES	0.00	0.00	0	0.00	0	1,375.00	0	0.00	1,500,000.00	1,498,625.00
TOTAL EXPENDITURES	-875,191.60	-0.03	0	0.00	0	904,348.16	31	0.00	2,890,000.00	1,985,651.84
OTHER FINANCING SOURCES (USES)										
TOTAL OTHER FINANCING SOURCES (USES)	0.00	0.00		0.00		0.00		0.00	0.00	0.00
NET CHANGE IN FUND BALANCE	1,028,338.20	2,728,834.75		64.75		1,895,700.35		0.00	16,732.00	-1,878,968.35



FUND DEPT 2076-077 : TORT IMMUNITY TAX FUND - ZONING AND ENFORCE (P&Z)

12/13/2024 2:13:37 PM

PERIOD ENDING 11/30/2024

	ACTUAL LAST YEAR			ACTUAL THIS YEAR				ENCUMBRANCE	BUDGET	UNENCUMBERED BALANCE
	CURRENT MONTH	YEAR TO DATE	%	CURRENT MONTH	%	YEAR TO DATE	%			
EXPENDITURES										
5003 FRINGE BENEFITS	2,977.12	2,977.12	0	196.70	0	196.70	0	0.00	0.00	-196.70
TOTAL EXPENDITURES	2,977.12	2,977.12	0	196.70	0	196.70	0	0.00	0.00	-196.70
NET CHANGE IN FUND BALANCE	-2,977.12	-2,977.12		-196.70		-196.70		0.00	0.00	196.70



FUND DEPT 2076-127 : TORT IMMUNITY TAX FUND - VETERANS ASSISTNC COMSSN

12/13/2024 2:13:37 PM

PERIOD ENDING 11/30/2024

	ACTUAL LAST YEAR			ACTUAL THIS YEAR				ENCUMBRANCE	BUDGET	UNENCUMBERED BALANCE
	CURRENT MONTH	YEAR TO DATE	%	CURRENT MONTH	%	YEAR TO DATE	%			
EXPENDITURES										
5003 FRINGE BENEFITS	757.31	757.31	0	168.31	0	168.31	0	0.00	0.00	-168.31
TOTAL EXPENDITURES	757.31	757.31	0	168.31	0	168.31	0	0.00	0.00	-168.31
NET CHANGE IN FUND BALANCE	-757.31	-757.31		-168.31		-168.31		0.00	0.00	168.31



FUND DEPT 2076-130 : TORT IMMUNITY TAX FUND - CIRC CLK SUPPORT ENFORCE

12/13/2024 2:13:37 PM

PERIOD ENDING 11/30/2024

	ACTUAL LAST YEAR			ACTUAL THIS YEAR				ENCUMBRANCE	BUDGET	UNENCUMBERED BALANCE
	CURRENT MONTH	YEAR TO DATE	%	CURRENT MONTH	%	YEAR TO DATE	%			
EXPENDITURES										
TOTAL EXPENDITURES	0.00	0.00	0	0.00	0	0.00	0	0.00	0.00	0.00
NET CHANGE IN FUND BALANCE	0.00	0.00		0.00		0.00		0.00	0.00	0.00



FUND DEPT 2076-140 : TORT IMMUNITY TAX FUND - CORRECTIONAL CENTER

12/13/2024 2:13:37 PM

PERIOD ENDING 11/30/2024

	ACTUAL LAST YEAR			ACTUAL THIS YEAR				ENCUMBRANCE	BUDGET	UNENCUMBERED BALANCE
	CURRENT MONTH	YEAR TO DATE	%	CURRENT MONTH	%	YEAR TO DATE	%			
EXPENDITURES										
5003 FRINGE BENEFITS	254,028.80	254,028.80	0	24,622.35	0	24,622.35	0	0.00	0.00	-24,622.35
TOTAL EXPENDITURES	254,028.80	254,028.80	0	24,622.35	0	24,622.35	0	0.00	0.00	-24,622.35
NET CHANGE IN FUND BALANCE	-254,028.80	-254,028.80		-24,622.35		-24,622.35		0.00	0.00	24,622.35



FUND DEPT 2083-060 : COUNTY HIGHWAY - HIGHWAY

12/13/2024 2:13:37 PM

PERIOD ENDING 11/30/2024

	ACTUAL LAST YEAR			ACTUAL THIS YEAR				ENCUMBRANCE	BUDGET	UNENCUMBERED BALANCE
	CURRENT MONTH	YEAR TO DATE	%	CURRENT MONTH	%	YEAR TO DATE	%			
REVENUES										
4001 PROPERTY TAX	164,335.81	3,114,219.87	98	0.00	0	3,212,084.51	95	0.00	3,384,576.00	172,491.49
4004 INTERGOVERNMENTAL REVENUE	0.00	156,777.75	63	0.00	0	-5,876.56	-2	0.00	250,000.00	255,876.56
4007 CHARGES FOR SERVICES	55,821.44	272,602.07	49	419,795.23	76	609,040.24	110	0.00	555,000.00	-54,040.24
4008 INVESTMENT EARNINGS	-2,132.04	98,535.35	246 3	0.00	0	126,977.89	212	0.00	60,000.00	-66,977.89
4009 MISCELLANEOUS REVENUES	0.00	2,342.40	0	1,010.04	0	53,772.37	0	0.00	0.00	-53,772.37
TOTAL REVENUES	218,025.21	3,644,477.44	92	420,805.27	10	3,995,998.45	94	0.00	4,249,576.00	253,577.55
EXPENDITURES										
5001 SALARIES AND WAGES	106,728.08	1,323,123.45	80	151,813.26	9	1,301,235.76	77	0.00	1,690,422.00	389,186.24
5003 FRINGE BENEFITS	49,855.51	399,829.93	73	34,356.13	5	392,922.07	61	0.00	646,670.00	253,747.93
5010 COMMODITIES	12,814.94	188,735.94	61	33,094.00	5	485,256.99	79	0.00	616,700.00	131,443.01
5020 SERVICES	37,656.83	443,837.63	64	26,015.87	6	243,019.38	60	0.00	406,754.00	163,734.62
8000 CAPITAL OUTLAY	0.00	729,189.96	75	0.00	0	346,375.34	43	18,100.00	811,030.00	446,554.66
TOTAL EXPENDITURES	207,055.36	3,084,716.91	74	245,279.26	6	2,768,809.54	66	18,100.00	4,171,576.00	1,384,666.46
OTHER FINANCING SOURCES (USES)										
6001 OTHER FINANCING SOURCES	0.00	0.00	0	0.00	0	0.00	0	0.00	50,000.00	50,000.00
7001 OTHER FINANCING USES	0.00	-120,000.00	100	0.00	0	-128,000.00	100	0.00	-128,000.00	0.00
TOTAL OTHER FINANCING SOURCES (USES)	0.00	-120,000.00		0.00		-128,000.00		0.00	-78,000.00	50,000.00
NET CHANGE IN FUND BALANCE	10,969.85	439,760.53		175,526.01		1,099,188.91		-18,100.00	0.00	-1,081,088.91



FUND DEPT 2083-062 : COUNTY HIGHWAY - HIGHWAY BUILDING CAPITAL

12/13/2024 2:13:37 PM

PERIOD ENDING 11/30/2024

	ACTUAL LAST YEAR			ACTUAL THIS YEAR				ENCUMBRANCE	BUDGET	UNENCUMBERED BALANCE
	CURRENT MONTH	YEAR TO DATE	%	CURRENT MONTH	%	YEAR TO DATE	%			
REVENUES										
TOTAL REVENUES	0.00	0.00	0	0.00	0	0.00	0	0.00	0.00	0.00
EXPENDITURES										
5020 SERVICES	0.00	0.00	0	0.00	0	0.00	0	0.00	25,000.00	25,000.00
8000 CAPITAL OUTLAY	0.00	0.00	0	0.00	0	185,271.30	67	0.00	275,000.00	89,728.70
TOTAL EXPENDITURES	0.00	0.00	0	0.00	0	185,271.30	62	0.00	300,000.00	114,728.70
OTHER FINANCING SOURCES (USES)										
6001 OTHER FINANCING SOURCES	0.00	120,000.00	100	0.00	0	128,000.00	100	0.00	128,000.00	0.00
TOTAL OTHER FINANCING SOURCES (USES)	0.00	120,000.00		0.00		128,000.00		0.00	128,000.00	0.00
NET CHANGE IN FUND BALANCE	0.00	120,000.00		0.00		-57,271.30		0.00	-172,000.00	-114,728.70



FUND DEPT 2084-060 : COUNTY BRIDGE - HIGHWAY

12/13/2024 2:13:37 PM

PERIOD ENDING 11/30/2024

	ACTUAL LAST YEAR			ACTUAL THIS YEAR				ENCUMBRANCE	BUDGET	UNENCUMBERED BALANCE
	CURRENT MONTH	YEAR TO DATE	%	CURRENT MONTH	%	YEAR TO DATE	%			
REVENUES										
4001 PROPERTY TAX	82,421.83	1,561,921.01	98	0.00	0	1,613,649.84	95	0.00	1,697,636.00	83,986.16
4008 INVESTMENT EARNINGS	-13,835.87	62,837.99	628 4	0.00	0	100,415.49	335	0.00	30,000.00	-70,415.49
4009 MISCELLANEOUS REVENUES	0.00	10,940.00	0	0.00	0	5,500.00	110	0.00	5,000.00	-500.00
TOTAL REVENUES	68,585.96	1,635,699.00	103	0.00	0	1,719,565.33	99	0.00	1,732,636.00	13,070.67
EXPENDITURES										
5020 SERVICES	19,212.62	209,052.78	83	10,716.89	4	76,298.67	25	0.00	300,000.00	223,701.33
8000 CAPITAL OUTLAY	13,880.00	888,266.41	66	18,720.00	1	195,967.65	14	0.00	1,432,636.00	1,236,668.35
TOTAL EXPENDITURES	33,092.62	1,097,319.19	69	29,436.89	2	272,266.32	16	0.00	1,732,636.00	1,460,369.68
OTHER FINANCING SOURCES (USES)										
TOTAL OTHER FINANCING SOURCES (USES)	0.00	0.00		0.00		0.00		0.00	0.00	0.00
NET CHANGE IN FUND BALANCE	35,493.34	538,379.81		-29,436.89		1,447,299.01		0.00	0.00	-1,447,299.01



FUND DEPT 2085-060 : COUNTY MOTOR FUEL TAX - HIGHWAY

12/13/2024 2:13:37 PM

PERIOD ENDING 11/30/2024

	ACTUAL LAST YEAR			ACTUAL THIS YEAR				ENCUMBRANCE	BUDGET	UNENCUMBERED BALANCE
	CURRENT MONTH	YEAR TO DATE	%	CURRENT MONTH	%	YEAR TO DATE	%			
REVENUES										
4004 INTERGOVERNMENTAL REVENUE	324,420.14	3,943,932.06	109	999,834.19	28	4,104,618.69	114	0.00	3,587,200.00	-517,418.69
4007 CHARGES FOR SERVICES	0.00	0.00	0	0.00	0	0.00	0	0.00	2,000.00	2,000.00
4008 INVESTMENT EARNINGS	98,474.63	375,793.01	375 8	0.00	0	375,382.46	150	0.00	250,000.00	-125,382.46
4009 MISCELLANEOUS REVENUES	844.00	989.45	0	0.00	0	7,632.80	0	0.00	0.00	-7,632.80
TOTAL REVENUES	423,738.77	4,320,714.52	119	999,834.19	26	4,487,633.95	117	0.00	3,839,200.00	-648,433.95
EXPENDITURES										
5001 SALARIES AND WAGES	13,928.08	159,716.58	89	21,021.68	11	170,911.48	92	0.00	185,229.00	14,317.52
5010 COMMODITIES	0.00	0.00	0	5,219.45	1	240,199.22	27	0.00	900,000.00	659,800.78
5020 SERVICES	50,549.15	704,372.64	46	252,242.86	34	573,423.31	78	0.00	735,000.00	161,576.69
8000 CAPITAL OUTLAY	0.00	3,327,542.78	55	78,732.25	4	1,732,908.63	87	0.00	2,000,000.00	267,091.37
TOTAL EXPENDITURES	64,477.23	4,191,632.00	54	357,216.24	9	2,717,442.64	71	0.00	3,820,229.00	1,102,786.36
NET CHANGE IN FUND BALANCE	359,261.54	129,082.52		642,617.95		1,770,191.31		0.00	18,971.00	-1,751,220.31



FUND DEPT 2088-044 : ILL.MUNICIPAL RETIREMENT - NURSING HOME

12/13/2024 2:13:37 PM

PERIOD ENDING 11/30/2024

	ACTUAL LAST YEAR			ACTUAL THIS YEAR				ENCUMBRANCE	BUDGET	UNENCUMBERED BALANCE
	CURRENT MONTH	YEAR TO DATE	%	CURRENT MONTH	%	YEAR TO DATE	%			
EXPENDITURES										
TOTAL EXPENDITURES	<i>0.00</i>	<i>0.00</i>	<i>0</i>	<i>0.00</i>	<i>0</i>	<i>0.00</i>	<i>0</i>	<i>0.00</i>	<i>0.00</i>	<i>0.00</i>
OTHER FINANCING SOURCES (USES)										
TOTAL OTHER FINANCING SOURCES (USES)	<i>0.00</i>	<i>0.00</i>		<i>0.00</i>		<i>0.00</i>		<i>0.00</i>	<i>0.00</i>	<i>0.00</i>
NET CHANGE IN FUND BALANCE	0.00	0.00		0.00		0.00		0.00	0.00	0.00



FUND DEPT 2088-073 : ILL.MUNICIPAL RETIREMENT - ILL.MUNICIPAL RETIREMENT

12/13/2024 2:13:37 PM

PERIOD ENDING 11/30/2024

	ACTUAL LAST YEAR			ACTUAL THIS YEAR				ENCUMBRANCE	BUDGET	UNENCUMBERED BALANCE
	CURRENT MONTH	YEAR TO DATE	%	CURRENT MONTH	%	YEAR TO DATE	%			
REVENUES										
4001 PROPERTY TAX	105,387.89	1,997,135.84	98	0.00	0	1,913,994.64	95	0.00	2,019,440.00	105,445.36
4004 INTERGOVERNMENTAL REVENUE	0.00	124,000.00	100	0.00	0	0.00	0	0.00	124,000.00	124,000.00
4008 INVESTMENT EARNINGS	8,828.12	59,178.80	118 36	20.90	0	57,456.84	383	0.00	15,000.00	-42,456.84
TOTAL REVENUES	114,216.01	2,180,314.64	101	20.90	0	1,971,451.48	91	0.00	2,158,440.00	186,988.52
EXPENDITURES										
5003 FRINGE BENEFITS	126,399.84	1,916,096.17	89	143,857.80	7	1,563,307.95	72	0.00	2,163,962.00	600,654.05
TOTAL EXPENDITURES	126,399.84	1,916,096.17	89	143,857.80	7	1,563,307.95	72	0.00	2,163,962.00	600,654.05
OTHER FINANCING SOURCES (USES)										
6001 OTHER FINANCING SOURCES	0.00	0.00	0	0.00	0	0.00	0	0.00	6,556.00	6,556.00
TOTAL OTHER FINANCING SOURCES (USES)	0.00	0.00		0.00		0.00		0.00	6,556.00	6,556.00
NET CHANGE IN FUND BALANCE	-12,183.83	264,218.47		-143,836.90		408,143.53		0.00	1,034.00	-407,109.53



PERIOD ENDING 11/30/2024

	ACTUAL LAST YEAR			ACTUAL THIS YEAR				ENCUMBRANCE	BUDGET	UNENCUMBERED BALANCE
	CURRENT MONTH	YEAR TO DATE	%	CURRENT MONTH	%	YEAR TO DATE	%			
REVENUES										
4001 PROPERTY TAX	43,576.55	825,790.91	97	0.00	0	848,987.36	94	0.00	898,763.00	49,775.64
TOTAL REVENUES	43,576.55	825,790.91	97	0.00	0	848,987.36	94	0.00	898,763.00	49,775.64
EXPENDITURES										
5020 SERVICES	0.00	782,964.20	92	0.00	0	547,660.53	61	0.00	898,763.00	351,102.47
TOTAL EXPENDITURES	0.00	782,964.20	92	0.00	0	547,660.53	61	0.00	898,763.00	351,102.47
NET CHANGE IN FUND BALANCE	43,576.55	42,826.71		0.00		301,326.83		0.00	0.00	-301,326.83




FUND DEPT 2089-049 : COUNTY PUBLIC HEALTH FUND - BOARD OF HEALTH

12/13/2024 2:13:37 PM

PERIOD ENDING 11/30/2024

	ACTUAL LAST YEAR			ACTUAL THIS YEAR				ENCUMBRANCE	BUDGET	UNENCUMBERED BALANCE
	CURRENT MONTH	YEAR TO DATE	%	CURRENT MONTH	%	YEAR TO DATE	%			
REVENUES										
4001 PROPERTY TAX	34,252.62	649,099.09	97	0.00	0	673,037.54	95	0.00	705,538.00	32,500.46
4004 INTERGOVERNMENTAL REVENUE	26,014.11	248,007.28	54	17,512.58	5	203,154.97	57	0.00	356,651.00	153,496.03
4006 LICENSES AND PERMITS	3,950.00	134,837.50	101	4,825.00	4	134,723.50	102	0.00	131,611.00	-3,112.50
4008 INVESTMENT EARNINGS	3,264.41	13,649.42	780	11.31	0	22,078.64	552	0.00	4,000.00	-18,078.64
4009 MISCELLANEOUS REVENUES	0.00	8,567.11	139 5	0.00	0	8,383.62	391 8	0.00	214.00	-8,169.62
TOTAL REVENUES	67,481.14	1,054,160.40	83	22,348.89	2	1,041,378.27	87	0.00	1,198,014.00	156,635.73
EXPENDITURES										
5020 SERVICES	104,871.61	930,283.38	70	123,387.34	9	901,636.77	69	0.00	1,307,263.98	405,627.21
TOTAL EXPENDITURES	104,871.61	930,283.38	70	123,387.34	9	901,636.77	69	0.00	1,307,263.98	405,627.21
OTHER FINANCING SOURCES (USES)										
TOTAL OTHER FINANCING SOURCES (USES)	0.00	0.00		0.00		0.00		0.00	0.00	0.00
NET CHANGE IN FUND BALANCE	-37,390.47	123,877.02		-101,038.45		139,741.50		0.00	-109,249.98	-248,991.48



FUND DEPT 2090-053 : MENTAL HEALTH - MENTAL HEALTH BOARD

12/13/2024 2:13:37 PM

PERIOD ENDING 11/30/2024

	ACTUAL LAST YEAR			ACTUAL THIS YEAR				ENCUMBRANCE	BUDGET	UNENCUMBERED BALANCE
	CURRENT MONTH	YEAR TO DATE	%	CURRENT MONTH	%	YEAR TO DATE	%			
REVENUES										
4001 PROPERTY TAX	306,469.11	5,807,693.34	98	0.00	0	5,986,344.98	95	0.00	6,311,236.00	324,891.02
4004 INTERGOVERNMENTAL REVENUE	33,926.00	373,186.00	92	35,447.00	8	389,917.00	92	0.00	425,371.00	35,454.00
4008 INVESTMENT EARNINGS	20,250.45	61,521.20	205 1	39.97	0	78,473.12	139	0.00	56,268.00	-22,205.12
4009 MISCELLANEOUS REVENUES	525.00	22,320.00	53	1,325.00	3	19,941.78	44	0.00	45,000.00	25,058.22
TOTAL REVENUES	361,170.56	6,264,720.54	98	36,811.97	1	6,474,676.88	95	0.00	6,837,875.00	363,198.12
EXPENDITURES										
5001 SALARIES AND WAGES	36,642.18	413,380.24	86	57,524.56	11	451,819.26	90	0.00	501,828.00	50,008.74
5003 FRINGE BENEFITS	13,073.35	95,183.16	75	8,362.04	6	90,585.13	63	0.00	144,555.00	53,969.87
5010 COMMODITIES	2,581.45	16,250.32	67	843.50	5	11,883.42	64	0.00	18,485.00	6,601.58
5020 SERVICES	464,896.23	5,101,288.59	86	621,080.98	10	5,776,374.92	90	0.00	6,417,881.00	641,506.08
TOTAL EXPENDITURES	517,193.21	5,626,102.31	86	687,811.08	10	6,330,662.73	89	0.00	7,082,749.00	752,086.27
OTHER FINANCING SOURCES (USES)										
7001 OTHER FINANCING USES	0.00	-127,535.00	88	0.00	0	0.00	0	0.00	-7,000.00	-7,000.00
TOTAL OTHER FINANCING SOURCES (USES)	0.00	-127,535.00		0.00		0.00		0.00	-7,000.00	-7,000.00
NET CHANGE IN FUND BALANCE	-156,022.65	511,083.23		-650,999.11		144,014.15		0.00	-251,874.00	-395,888.15



FUND DEPT 2091-047 : ANIMAL CONTROL - ANIMAL CONTROL ADMIN

12/13/2024 2:13:37 PM

PERIOD ENDING 11/30/2024

	ACTUAL LAST YEAR			ACTUAL THIS YEAR				ENCUMBRANCE	BUDGET	UNENCUMBERED BALANCE
	CURRENT MONTH	YEAR TO DATE	%	CURRENT MONTH	%	YEAR TO DATE	%			
REVENUES										
4006 LICENSES AND PERMITS	52,721.00	214,041.00	64	10,887.00	3	215,058.00	64	0.00	335,000.00	119,942.00
4008 INVESTMENT EARNINGS	2,736.88	3,932.64	393	6.16	1	18,213.88	182 1	0.00	1,000.00	-17,213.88
4009 MISCELLANEOUS REVENUES	0.00	1,069.00	0	0.00	0	5.00	0	0.00	0.00	-5.00
TOTAL REVENUES	55,457.88	219,042.64	65	10,893.16	3	233,276.88	69	0.00	336,000.00	102,723.12
EXPENDITURES										
5001 SALARIES AND WAGES	14,693.26	155,501.09	95	22,288.96	15	170,709.74	115	0.00	148,169.00	-22,540.74
5003 FRINGE BENEFITS	5,958.54	36,005.78	54	3,751.20	8	43,649.98	93	0.00	46,971.00	3,321.02
5010 COMMODITIES	147.03	10,948.96	74	378.00	4	6,956.67	79	0.00	8,802.80	1,846.13
5020 SERVICES	313.81	9,234.02	34	493.12	8	5,642.52	87	0.00	6,460.81	818.29
TOTAL EXPENDITURES	21,112.64	211,689.85	78	26,911.28	13	226,958.91	108	0.00	210,403.61	-16,555.30
OTHER FINANCING SOURCES (USES)										
TOTAL OTHER FINANCING SOURCES (USES)	0.00	0.00		0.00		0.00		0.00	0.00	0.00
NET CHANGE IN FUND BALANCE	34,345.24	7,352.79		-16,018.12		6,317.97		0.00	125,596.39	119,278.42



FUND DEPT 2091-247 : ANIMAL CONTROL - ANIMAL WARDEN SERVICES

12/13/2024 2:13:37 PM

PERIOD ENDING 11/30/2024

	ACTUAL LAST YEAR			ACTUAL THIS YEAR				ENCUMBRANCE	BUDGET	UNENCUMBERED BALANCE
	CURRENT MONTH	YEAR TO DATE	%	CURRENT MONTH	%	YEAR TO DATE	%			
REVENUES										
4004 INTERGOVERNMENTAL REVENUE	-567.08	236,801.38	126	20,603.29	11	258,386.96	134	0.00	192,995.00	-65,391.96
4005 FINES AND FORFEITURES	325.00	5,475.00	50	25.00	0	1,800.00	18	0.00	10,000.00	8,200.00
TOTAL REVENUES	-242.08	242,276.38	122	20,628.29	10	260,186.96	128	0.00	202,995.00	-57,191.96
EXPENDITURES										
5001 SALARIES AND WAGES	7,271.88	74,431.35	53	16,182.50	12	116,624.31	90	0.00	129,987.73	13,363.42
5003 FRINGE BENEFITS	1,287.01	10,540.86	17	4,752.12	8	36,381.58	63	0.00	57,683.00	21,301.42
5010 COMMODITIES	1,023.34	18,725.07	76	1,345.35	5	21,416.35	81	542.37	26,523.05	4,564.33
5020 SERVICES	606.40	15,341.43	52	1,834.99	10	11,598.04	61	1,224.00	18,967.95	6,145.91
8000 CAPITAL OUTLAY	0.00	0.00	0	0.00	0	0.00	0	21,562.16	21,562.16	0.00
TOTAL EXPENDITURES	10,188.63	119,038.71	46	24,114.96	9	186,020.28	73	23,328.53	254,723.89	45,375.08
NET CHANGE IN FUND BALANCE	-10,430.71	123,237.67		-3,486.67		74,166.68		-23,328.53	-51,728.89	-102,567.04



FUND DEPT 2091-248 : ANIMAL CONTROL - ANIMAL IMPOUND SERVICES

12/13/2024 2:13:37 PM

PERIOD ENDING 11/30/2024

	ACTUAL LAST YEAR			ACTUAL THIS YEAR				ENCUMBRANCE	BUDGET	UNENCUMBERED BALANCE
	CURRENT MONTH	YEAR TO DATE	%	CURRENT MONTH	%	YEAR TO DATE	%			
REVENUES										
4004 INTERGOVERNMENTAL REVENUE	32,528.12	155,326.24	64	13,487.10	5	156,542.31	63	0.00	248,345.00	91,802.69
4005 FINES AND FORFEITURES	140.00	12,764.00	85	0.00	0	7,850.00	52	0.00	15,000.00	7,150.00
4009 MISCELLANEOUS REVENUES	247.00	851.00	0	545.00	0	5,649.00	0	0.00	0.00	-5,649.00
TOTAL REVENUES	32,915.12	168,941.24	66	14,032.10	5	170,041.31	65	0.00	263,345.00	93,303.69
EXPENDITURES										
5001 SALARIES AND WAGES	8,238.14	118,886.13	74	17,984.35	9	132,413.25	65	0.00	202,515.27	70,102.02
5003 FRINGE BENEFITS	1,692.54	22,718.41	44	1,993.58	2	21,408.74	27	0.00	80,480.00	59,071.26
5010 COMMODITIES	443.04	36,182.73	99	9,883.86	14	56,588.54	81	0.00	69,747.43	13,158.89
5020 SERVICES	507.55	20,637.97	77	1,126.57	4	20,924.59	83	0.00	25,085.80	4,161.21
8000 CAPITAL OUTLAY	0.00	0.00	0	0.00	0	0.00	0	0.00	150,000.00	150,000.00
TOTAL EXPENDITURES	10,881.27	198,425.24	72	30,988.36	6	231,335.12	44	0.00	527,828.50	296,493.38
NET CHANGE IN FUND BALANCE	22,033.85	-29,484.00		-16,956.26		-61,293.81		0.00	-264,483.50	-203,189.69



FUND DEPT 2092-074 : LAW LIBRARY - LAW LIBRARY

12/13/2024 2:13:37 PM

PERIOD ENDING 11/30/2024

	ACTUAL LAST YEAR			ACTUAL THIS YEAR				ENCUMBRANCE	BUDGET	UNENCUMBERED BALANCE
	CURRENT MONTH	YEAR TO DATE	%	CURRENT MONTH	%	YEAR TO DATE	%			
REVENUES										
4007 CHARGES FOR SERVICES	5,920.25	70,448.00	101	11,147.75	13	87,108.00	102	0.00	85,000.00	-2,108.00
4008 INVESTMENT EARNINGS	832.30	2,559.31	255 9	2.16	0	6,124.95	204	0.00	3,000.00	-3,124.95
4009 MISCELLANEOUS REVENUES	0.00	560.00	0	0.00	0	415.00	0	0.00	0.00	-415.00
TOTAL REVENUES	6,752.55	73,567.31	105	11,149.91	13	93,647.95	106	0.00	88,000.00	-5,647.95
EXPENDITURES										
5003 FRINGE BENEFITS	0.00	0.00	0	468.38	3	2,693.19	16	0.00	17,025.00	14,331.81
5010 COMMODITIES	1,857.36	26,027.35	91	2,124.27	8	24,436.58	95	0.00	25,759.00	1,322.42
5020 SERVICES	6,240.49	22,831.07	66	-3,419.71	-10	17,382.26	49	0.00	35,826.00	18,443.74
TOTAL EXPENDITURES	8,097.85	48,858.42	78	-827.06	-1	44,512.03	57	0.00	78,610.00	34,097.97
OTHER FINANCING SOURCES (USES)										
TOTAL OTHER FINANCING SOURCES (USES)	0.00	0.00		0.00		0.00		0.00	0.00	0.00
NET CHANGE IN FUND BALANCE	-1,345.30	24,708.89		11,976.97		49,135.92		0.00	9,390.00	-39,745.92



FUND DEPT 2093-031 : FORECLOSURE MEDIATION FND - CIRCUIT COURT

12/13/2024 2:13:37 PM

PERIOD ENDING 11/30/2024

	ACTUAL LAST YEAR			ACTUAL THIS YEAR				ENCUMBRANCE	BUDGET	UNENCUMBERED BALANCE
	CURRENT MONTH	YEAR TO DATE	%	CURRENT MONTH	%	YEAR TO DATE	%			
REVENUES										
4007 CHARGES FOR SERVICES	1,900.00	7,250.00	72	900.00	9	10,600.00	106	0.00	10,000.00	-600.00
4008 INVESTMENT EARNINGS	187.52	438.41	109 6	0.53	0	1,477.17	591	0.00	250.00	-1,227.17
TOTAL REVENUES	2,087.52	7,688.41	77	900.53	9	12,077.17	118	0.00	10,250.00	-1,827.17
EXPENDITURES										
5010 COMMODITIES	0.00	0.00	0	0.00	0	0.00	0	0.00	100.00	100.00
5020 SERVICES	0.00	67.47	1	7.38	0	232.38	4	0.00	5,250.00	5,017.62
TOTAL EXPENDITURES	0.00	67.47	1	7.38	0	232.38	4	0.00	5,350.00	5,117.62
OTHER FINANCING SOURCES (USES)										
6001 OTHER FINANCING SOURCES	0.00	19,900.00	0	0.00	0	0.00	0	0.00	0.00	0.00
TOTAL OTHER FINANCING SOURCES (USES)	0.00	19,900.00		0.00		0.00		0.00	0.00	0.00
NET CHANGE IN FUND BALANCE	2,087.52	27,520.94		893.15		11,844.79		0.00	4,900.00	-6,944.79



FUND DEPT 2101-054 : I/DD SPECIAL INITIATIVES - CILA PROJECT

12/13/2024 2:13:37 PM

PERIOD ENDING 11/30/2024

	ACTUAL LAST YEAR			ACTUAL THIS YEAR				ENCUMBRANCE	BUDGET	UNENCUMBERED BALANCE
	CURRENT MONTH	YEAR TO DATE	%	CURRENT MONTH	%	YEAR TO DATE	%			
REVENUES										
4008 INVESTMENT EARNINGS	3,360.64	5,635.42	564	4.90	0	18,953.25	316	0.00	6,000.00	-12,953.25
TOTAL REVENUES	3,360.64	5,635.42	564	4.90	0	18,953.25	316	0.00	6,000.00	-12,953.25
EXPENDITURES										
5010 COMMODITIES	0.00	0.00	0	0.00	0	0.00	0	0.00	5,063.00	5,063.00
5020 SERVICES	23,833.00	119,165.00	34	0.00	0	220,346.00	55	0.00	400,937.00	180,591.00
TOTAL EXPENDITURES	23,833.00	119,165.00	34	0.00	0	220,346.00	54	0.00	406,000.00	185,654.00
OTHER FINANCING SOURCES (USES)										
6001 OTHER FINANCING SOURCES	0.00	50,000.00	100	0.00	0	0.00	0	0.00	0.00	0.00
TOTAL OTHER FINANCING SOURCES (USES)	0.00	50,000.00		0.00		0.00		0.00	0.00	0.00
NET CHANGE IN FUND BALANCE	-20,472.36	-63,529.58		4.90		-201,392.75		0.00	-400,000.00	-198,607.25



FUND DEPT 2103-060 : HWY FED AID MATCHING FUND - HIGHWAY

12/13/2024 2:13:37 PM

PERIOD ENDING 11/30/2024

	ACTUAL LAST YEAR			ACTUAL THIS YEAR				ENCUMBRANCE	BUDGET	UNENCUMBERED BALANCE
	CURRENT MONTH	YEAR TO DATE	%	CURRENT MONTH	%	YEAR TO DATE	%			
REVENUES										
4001 PROPERTY TAX	6,890.39	130,576.44	102	0.00	0	137,437.46	97	0.00	142,025.00	4,587.54
4008 INVESTMENT EARNINGS	2,436.98	18,061.59	240 8	0.00	0	24,728.07	165	0.00	15,000.00	-9,728.07
TOTAL REVENUES	9,327.37	148,638.03	115	0.00	0	162,165.53	103	0.00	157,025.00	-5,140.53
EXPENDITURES										
TOTAL EXPENDITURES	0.00	0.00	0	0.00	0	0.00	0	0.00	0.00	0.00
OTHER FINANCING SOURCES (USES)										
TOTAL OTHER FINANCING SOURCES (USES)	0.00	0.00		0.00		0.00		0.00	0.00	0.00
NET CHANGE IN FUND BALANCE	9,327.37	148,638.03		0.00		162,165.53		0.00	157,025.00	-5,140.53



FUND DEPT 2104-104 : EARLY CHILDHOOD FUND - EARLY CHILDHOOD DEVELOPMENT

12/13/2024 2:13:37 PM

PERIOD ENDING 11/30/2024

	ACTUAL LAST YEAR			ACTUAL THIS YEAR				ENCUMBRANCE	BUDGET	UNENCUMBERED BALANCE
	CURRENT MONTH	YEAR TO DATE	%	CURRENT MONTH	%	YEAR TO DATE	%			
REVENUES										
4004 INTERGOVERNMENTAL REVENUE	682,519.48	10,530,253.30	81	1,507,641.34	9	12,170,826.95	71	0.00	17,150,570.00	4,979,743.05
4007 CHARGES FOR SERVICES	6,490.00	243,174.50	187	10,847.50	8	79,897.50	62	0.00	128,000.00	48,102.50
4008 INVESTMENT EARNINGS	26,148.79	173,517.96	347 0	34.11	0	135,929.89	181	0.00	75,000.00	-60,929.89
4009 MISCELLANEOUS REVENUES	340.00	4,266.39	8	0.00	0	3,345.42	2	0.00	210,000.00	206,654.58
TOTAL REVENUES	715,498.27	10,951,212.15	83	1,518,522.95	9	12,389,999.76	71	0.00	17,563,570.00	5,173,570.24
EXPENDITURES										
5001 SALARIES AND WAGES	419,798.42	5,465,169.63	86	905,764.49	11	6,599,454.95	78	0.00	8,504,481.44	1,905,026.49
5003 FRINGE BENEFITS	172,099.14	1,335,729.90	73	143,798.77	5	1,533,228.02	58	0.00	2,621,548.95	1,088,320.93
5010 COMMODITIES	59,116.22	688,479.02	82	89,805.01	5	901,903.10	50	168,667.44	1,797,911.74	727,341.20
5020 SERVICES	240,179.32	2,393,401.50	78	379,653.49	6	2,477,731.14	41	5,500.00	6,086,655.29	3,603,424.15
8000 CAPITAL OUTLAY	0.00	375,571.83	92	184,680.00	56	184,680.00	56	15,549.88	327,972.58	127,742.70
TOTAL EXPENDITURES	891,193.10	10,258,351.88	82	1,703,701.76	9	11,696,997.21	60	189,717.32	19,338,570.00	7,451,855.47
OTHER FINANCING SOURCES (USES)										
7001 OTHER FINANCING USES	0.00	0.00	0	0.00	0	0.00	0	0.00	-725,000.00	-725,000.00
TOTAL OTHER FINANCING SOURCES (USES)	0.00	0.00		0.00		0.00		0.00	-725,000.00	-725,000.00
NET CHANGE IN FUND BALANCE	-175,694.83	692,860.27		-185,178.81		693,002.55		-189,717.32	-2,500,000.00	-3,003,285.23



FUND DEPT 2106-010 : PUBL SAFETY SALES TAX FND - COUNTY BOARD

12/13/2024 2:13:37 PM

PERIOD ENDING 11/30/2024

	ACTUAL LAST YEAR			ACTUAL THIS YEAR				ENCUMBRANCE	BUDGET	UNENCUMBERED BALANCE
	CURRENT MONTH	YEAR TO DATE	%	CURRENT MONTH	%	YEAR TO DATE	%			
REVENUES										
4002 LOCAL SALES TAX	255,912.46	2,144,065.43	62	540,261.37	14	2,314,600.93	62	0.00	3,726,358.00	1,411,757.07
4008 INVESTMENT EARNINGS	39,097.96	223,595.81	447 2	88.53	0	262,653.78	657	0.00	40,000.00	-222,653.78
TOTAL REVENUES	295,010.42	2,367,661.24	68	540,349.90	14	2,577,254.71	68	0.00	3,766,358.00	1,189,103.29
EXPENDITURES										
5002 LAW ENFORCEMENT SALARIES	0.00	0.00	0	0.00	0	26,251.50	25	0.00	105,006.00	78,754.50
5003 FRINGE BENEFITS	0.00	0.00	0	0.00	0	3,750.00	25	0.00	15,000.00	11,250.00
5010 COMMODITIES	0.00	0.00	0	1,668.30	4	38,561.85	100	0.00	38,561.85	0.00
5020 SERVICES	41,004.39	843,877.25	84	93,481.38	8	1,175,294.73	96	0.00	1,227,726.05	52,431.32
TOTAL EXPENDITURES	41,004.39	843,877.25	84	95,149.68	7	1,243,858.08	90	0.00	1,386,293.90	142,435.82
OTHER FINANCING SOURCES (USES)										
7001 OTHER FINANCING USES	0.00	0.00	0	0.00	0	0.00	0	0.00	-2,025,358.00	-2,025,358.00
TOTAL OTHER FINANCING SOURCES (USES)	0.00	0.00		0.00		0.00		0.00	-2,025,358.00	-2,025,358.00
NET CHANGE IN FUND BALANCE	254,006.03	1,523,783.99		445,200.22		1,333,396.63		0.00	354,706.10	-978,690.53



FUND DEPT 2106-013 : PUBL SAFETY SALES TAX FND - DEBT SERVICE

12/13/2024 2:13:37 PM

PERIOD ENDING 11/30/2024

	ACTUAL LAST YEAR			ACTUAL THIS YEAR				ENCUMBRANCE	BUDGET	UNENCUMBERED BALANCE
	CURRENT MONTH	YEAR TO DATE	%	CURRENT MONTH	%	YEAR TO DATE	%			
REVENUES										
4002 LOCAL SALES TAX	262,466.00	2,099,728.00	67	506,342.00	17	2,025,368.00	66	0.00	3,056,642.00	1,031,274.00
TOTAL REVENUES	262,466.00	2,099,728.00	67	506,342.00	17	2,025,368.00	66	0.00	3,056,642.00	1,031,274.00
EXPENDITURES										
5050 INTEREST AND FISCAL CHARGES	0.00	668,720.03	22	0.00	0	608,320.95	20	0.00	3,056,642.00	2,448,321.05
TOTAL EXPENDITURES	0.00	668,720.03	22	0.00	0	608,320.95	20	0.00	3,056,642.00	2,448,321.05
NET CHANGE IN FUND BALANCE	262,466.00	1,431,007.97		506,342.00		1,417,047.05		0.00	0.00	-1,417,047.05



FUND DEPT 2106-060 : PUBL SAFETY SALES TAX FND - HIGHWAY

12/13/2024 2:13:37 PM


PERIOD ENDING 11/30/2024

	ACTUAL LAST YEAR			ACTUAL THIS YEAR				ENCUMBRANCE	BUDGET	UNENCUMBERED BALANCE
	CURRENT MONTH	YEAR TO DATE	%	CURRENT MONTH	%	YEAR TO DATE	%			
REVENUES										
TOTAL REVENUES	0.00	0.00	0	0.00	0	0.00	0	0.00	0.00	0.00
NET CHANGE IN FUND BALANCE	0.00	0.00		0.00		0.00		0.00	0.00	0.00



PERIOD ENDING 11/30/2024

	ACTUAL LAST YEAR			ACTUAL THIS YEAR				ENCUMBRANCE	BUDGET	UNENCUMBERED BALANCE
	CURRENT MONTH	YEAR TO DATE	%	CURRENT MONTH	%	YEAR TO DATE	%			
EXPENDITURES										
5020 SERVICES	0.00	30,832.68	14	0.00	0	137,682.68	89	0.00	155,000.00	17,317.32
TOTAL EXPENDITURES	0.00	30,832.68	14	0.00	0	137,682.68	89	0.00	155,000.00	17,317.32
NET CHANGE IN FUND BALANCE	0.00	-30,832.68		0.00		-137,682.68		0.00	-155,000.00	-17,317.32



FUND DEPT 2106-237 : PUBL SAFETY SALES TAX FND - DELINQ PREVENTION GRANTS

12/13/2024 2:13:37 PM

PERIOD ENDING 11/30/2024

	ACTUAL LAST YEAR			ACTUAL THIS YEAR				ENCUMBRANCE	BUDGET	UNENCUMBERED BALANCE
	CURRENT MONTH	YEAR TO DATE	%	CURRENT MONTH	%	YEAR TO DATE	%			
EXPENDITURES										
5020 SERVICES	26,666.66	293,333.26	92	27,708.33	8	304,791.63	92	0.00	332,500.00	27,708.37
TOTAL EXPENDITURES	26,666.66	293,333.26	92	27,708.33	8	304,791.63	92	0.00	332,500.00	27,708.37
NET CHANGE IN FUND BALANCE	-26,666.66	-293,333.26		-27,708.33		-304,791.63		0.00	-332,500.00	-27,708.37



FUND DEPT 2107-010 : GEOGRAPHIC INF SYS FUND (GIS) - COUNTY BOARD

12/13/2024 2:13:37 PM

PERIOD ENDING 11/30/2024

	ACTUAL LAST YEAR			ACTUAL THIS YEAR				ENCUMBRANCE	BUDGET	UNENCUMBERED BALANCE
	CURRENT MONTH	YEAR TO DATE	%	CURRENT MONTH	%	YEAR TO DATE	%			
REVENUES										
4007 CHARGES FOR SERVICES	20,436.00	220,470.00	67	19,827.00	8	219,441.00	83	0.00	263,000.00	43,559.00
4008 INVESTMENT EARNINGS	1,930.76	3,645.28	365	3.59	0	13,505.24	270	0.00	5,000.00	-8,505.24
TOTAL REVENUES	22,366.76	224,115.28	68	19,830.59	7	232,946.24	87	0.00	268,000.00	35,053.76
EXPENDITURES										
5020 SERVICES	0.00	254,554.00	76	0.00	0	261,602.50	76	0.00	343,025.00	81,422.50
TOTAL EXPENDITURES	0.00	254,554.00	76	0.00	0	261,602.50	76	0.00	343,025.00	81,422.50
NET CHANGE IN FUND BALANCE	22,366.76	-30,438.72		19,830.59		-28,656.26		0.00	-75,025.00	-46,368.74




FUND DEPT 2108-050 : DEVLPMNTL DISABILITY FUND - DEVL MNTL DISABILITY BOARD

12/13/2024 2:13:37 PM


PERIOD ENDING 11/30/2024

	ACTUAL LAST YEAR			ACTUAL THIS YEAR				ENCUMBRANCE	BUDGET	UNENCUMBERED BALANCE
	CURRENT MONTH	YEAR TO DATE	%	CURRENT MONTH	%	YEAR TO DATE	%			
REVENUES										
4001 PROPERTY TAX	251,861.66	4,772,864.23	98	0.00	0	4,917,359.28	95	0.00	5,188,983.00	271,623.72
4008 INVESTMENT EARNINGS	17,532.57	77,243.96	386 2	39.86	0	82,384.02	184	0.00	44,834.00	-37,550.02
4009 MISCELLANEOUS REVENUES	49,013.00	50,550.00	101 1	0.00	0	0.00	0	0.00	5,000.00	5,000.00
TOTAL REVENUES	318,407.23	4,900,658.19	101	39.86	0	4,999,743.30	95	0.00	5,238,817.00	239,073.70
EXPENDITURES										
5020 SERVICES	401,865.00	4,279,058.00	89	467,012.00	9	4,610,243.00	88	0.00	5,245,817.00	635,574.00
TOTAL EXPENDITURES	401,865.00	4,279,058.00	89	467,012.00	9	4,610,243.00	88	0.00	5,245,817.00	635,574.00
OTHER FINANCING SOURCES (USES)										
6001 OTHER FINANCING SOURCES	0.00	0.00	0	0.00	0	0.00	0	0.00	7,000.00	7,000.00
7001 OTHER FINANCING USES	0.00	-50,000.00	100	0.00	0	0.00	0	0.00	0.00	0.00
TOTAL OTHER FINANCING SOURCES (USES)	0.00	-50,000.00		0.00		0.00		0.00	7,000.00	7,000.00
NET CHANGE IN FUND BALANCE	-83,457.77	571,600.19		-466,972.14		389,500.30		0.00	0.00	-389,500.30



PERIOD ENDING 11/30/2024

	ACTUAL LAST YEAR			ACTUAL THIS YEAR				ENCUMBRANCE	BUDGET	UNENCUMBERED BALANCE
	CURRENT MONTH	YEAR TO DATE	%	CURRENT MONTH	%	YEAR TO DATE	%			
REVENUES										
4004 INTERGOVERNMENTAL REVENUE	963,909.28	963,909.28	18	496,760.39	3	3,361,060.26	18	0.00	18,880,000.00	15,518,939.74
4007 CHARGES FOR SERVICES	0.00	0.00	0	38,239.09	0	41,721.23	0	0.00	0.00	-41,721.23
TOTAL REVENUES	963,909.28	963,909.28	18	534,999.48	3	3,402,781.49	18	0.00	18,880,000.00	15,477,218.51
EXPENDITURES										
5001 SALARIES AND WAGES	93,456.00	424,160.04	21	171,310.48	7	1,287,207.41	51	0.00	2,528,400.00	1,241,192.59
5003 FRINGE BENEFITS	24,637.89	73,958.79	13	23,919.46	3	241,424.70	33	0.00	723,700.00	482,275.30
5010 COMMODITIES	7,912.79	84,501.19	52	4,325.93	2	142,118.91	61	0.00	232,700.00	90,581.09
5020 SERVICES	231,598.19	533,761.08	25	227,914.87	8	2,125,056.18	74	10,883.50	2,886,100.00	750,160.32
8000 CAPITAL OUTLAY	0.00	258,557.26	41	0.00	0	0.00	0	0.00	12,509,100.00	12,509,100.00
TOTAL EXPENDITURES	357,604.87	1,374,938.36	25	427,470.74	2	3,795,807.20	20	10,883.50	18,880,000.00	15,073,309.30
OTHER FINANCING SOURCES (USES)										
TOTAL OTHER FINANCING SOURCES (USES)	0.00	0.00		0.00		0.00		0.00	0.00	0.00
NET CHANGE IN FUND BALANCE	606,304.41	-411,029.08		107,528.74		-393,025.71		-10,883.50	0.00	403,909.21



FUND DEPT 2110-110 : WORKFORCE DEVELOPMENT FND - WORKFORCE DEVELOPMENT

12/13/2024 2:13:37 PM

PERIOD ENDING 11/30/2024

	ACTUAL LAST YEAR			ACTUAL THIS YEAR				ENCUMBRANCE	BUDGET	UNENCUMBERED BALANCE
	CURRENT MONTH	YEAR TO DATE	%	CURRENT MONTH	%	YEAR TO DATE	%			
REVENUES										
4004 INTERGOVERNMENTAL REVENUE	387,958.99	2,283,074.27	84	212,559.72	6	2,007,554.48	55	0.00	3,678,000.00	1,670,445.52
4007 CHARGES FOR SERVICES	8,492.50	170,643.30	123	7,355.31	2	159,884.07	49	0.00	326,000.00	166,115.93
TOTAL REVENUES	396,451.49	2,453,717.57	86	219,915.03	5	2,167,438.55	54	0.00	4,004,000.00	1,836,561.45
EXPENDITURES										
5001 SALARIES AND WAGES	49,728.11	601,018.46	87	132,652.23	12	753,888.31	69	0.00	1,087,517.14	333,628.83
5003 FRINGE BENEFITS	24,145.25	155,462.20	67	17,461.89	5	171,655.70	46	0.00	369,248.26	197,592.56
5010 COMMODITIES	3,648.84	29,586.53	48	2,983.23	3	32,864.56	30	0.00	110,996.00	78,131.44
5020 SERVICES	194,778.55	1,822,748.58	96	259,373.58	10	1,699,786.24	63	0.00	2,679,238.60	979,452.36
TOTAL EXPENDITURES	272,300.75	2,608,815.77	90	412,470.93	10	2,658,194.81	63	0.00	4,247,000.00	1,588,805.19
OTHER FINANCING SOURCES (USES)										
TOTAL OTHER FINANCING SOURCES (USES)	0.00	0.00		0.00		0.00		0.00	0.00	0.00
NET CHANGE IN FUND BALANCE	124,150.74	-155,098.20		-192,555.90		-490,756.26		0.00	-243,000.00	247,756.26



FUND DEPT 2120-060 : HWY IDOT REBUILD GRANT - HIGHWAY

12/13/2024 2:13:37 PM

PERIOD ENDING 11/30/2024

	ACTUAL LAST YEAR			ACTUAL THIS YEAR				ENCUMBRANCE	BUDGET	UNENCUMBERED BALANCE
	CURRENT MONTH	YEAR TO DATE	%	CURRENT MONTH	%	YEAR TO DATE	%			
REVENUES										
TOTAL REVENUES	0.00	0.00	0	0.00	0	0.00	0	0.00	0.00	0.00
EXPENDITURES										
8000 CAPITAL OUTLAY	479,638.54	2,478,124.89	99	0.00	0	0.00	0	0.00	0.00	0.00
TOTAL EXPENDITURES	479,638.54	2,478,124.89	99	0.00	0	0.00	0	0.00	0.00	0.00
NET CHANGE IN FUND BALANCE	-479,638.54	-2,478,124.89		0.00		0.00		0.00	0.00	0.00




FUND DEPT 2121-060 : TWP IDOT REBUILD GRANT - HIGHWAY

12/13/2024 2:13:37 PM

PERIOD ENDING 11/30/2024

	ACTUAL LAST YEAR			ACTUAL THIS YEAR				ENCUMBRANCE	BUDGET	UNENCUMBERED BALANCE
	CURRENT MONTH	YEAR TO DATE	%	CURRENT MONTH	%	YEAR TO DATE	%			
REVENUES										
TOTAL REVENUES	0.00	0.00	0	0.00	0	0.00	0	0.00	0.00	0.00
EXPENDITURES										
5020 SERVICES	0.00	1,749,095.87	35	0.00	0	0.00	0	0.00	0.00	0.00
TOTAL EXPENDITURES	0.00	1,749,095.87	35	0.00	0	0.00	0	0.00	0.00	0.00
NET CHANGE IN FUND BALANCE	0.00	-1,749,095.87		0.00		0.00		0.00	0.00	0.00



FUND DEPT 2188-044 : SOCIAL SECURITY FUND - NURSING HOME

12/13/2024 2:13:37 PM

PERIOD ENDING 11/30/2024

	ACTUAL LAST YEAR			ACTUAL THIS YEAR				ENCUMBRANCE	BUDGET	UNENCUMBERED BALANCE
	CURRENT MONTH	YEAR TO DATE	%	CURRENT MONTH	%	YEAR TO DATE	%			
EXPENDITURES										
TOTAL EXPENDITURES	0.00	0.00	0	0.00	0	0.00	0	0.00	0.00	0.00
OTHER FINANCING SOURCES (USES)										
TOTAL OTHER FINANCING SOURCES (USES)	0.00	0.00		0.00		0.00		0.00	0.00	0.00
NET CHANGE IN FUND BALANCE	0.00	0.00		0.00		0.00		0.00	0.00	0.00



FUND DEPT 2188-075 : SOCIAL SECURITY FUND - GENERAL COUNTY

12/13/2024 2:13:37 PM

PERIOD ENDING 11/30/2024

	ACTUAL LAST YEAR			ACTUAL THIS YEAR				ENCUMBRANCE	BUDGET	UNENCUMBERED BALANCE
	CURRENT MONTH	YEAR TO DATE	%	CURRENT MONTH	%	YEAR TO DATE	%			
REVENUES										
4001 PROPERTY TAX	104,368.63	1,977,821.30	98	0.00	0	2,137,971.42	95	0.00	2,253,250.00	115,278.58
4008 INVESTMENT EARNINGS	6,559.57	49,174.37	546 4	8.27	0	21,849.70	243	0.00	9,000.00	-12,849.70
4009 MISCELLANEOUS REVENUES	0.00	0.01	0	0.00	0	0.00	0	0.00	0.00	0.00
TOTAL REVENUES	110,928.20	2,026,995.68	101	8.27	0	2,159,821.12	95	0.00	2,262,250.00	102,428.88
EXPENDITURES										
5003 FRINGE BENEFITS	141,274.91	1,627,419.36	81	230,404.72	10	1,814,813.48	80	0.00	2,262,250.00	447,436.52
TOTAL EXPENDITURES	141,274.91	1,627,419.36	81	230,404.72	10	1,814,813.48	80	0.00	2,262,250.00	447,436.52
OTHER FINANCING SOURCES (USES)										
TOTAL OTHER FINANCING SOURCES (USES)	0.00	0.00		0.00		0.00		0.00	0.00	0.00
NET CHANGE IN FUND BALANCE	-30,346.71	399,576.32		-230,396.45		345,007.64		0.00	0.00	-345,007.64




FUND DEPT 2474-474 : RPC USDA REVOLVING LOANS - RPC USDA REVOLVING LOANS

12/13/2024 2:13:37 PM

PERIOD ENDING 11/30/2024

	ACTUAL LAST YEAR			ACTUAL THIS YEAR				ENCUMBRANCE	BUDGET	UNENCUMBERED BALANCE
	CURRENT MONTH	YEAR TO DATE	%	CURRENT MONTH	%	YEAR TO DATE	%			
REVENUES										
4008 INVESTMENT EARNINGS	1,347.24	11,003.79	73	736.19	5	9,723.48	65	0.00	15,040.00	5,316.52
TOTAL REVENUES	1,347.24	11,003.79	73	736.19	5	9,723.48	65	0.00	15,040.00	5,316.52
EXPENDITURES										
5020 SERVICES	0.00	31,838.00	91	0.00	0	31,838.00	91	0.00	35,000.00	3,162.00
TOTAL EXPENDITURES	0.00	31,838.00	91	0.00	0	31,838.00	91	0.00	35,000.00	3,162.00
OTHER FINANCING SOURCES (USES)										
7001 OTHER FINANCING USES	-1,638.66	-2,638.79	38	0.00	0	-2,990.83	37	0.00	-8,000.00	-5,009.17
TOTAL OTHER FINANCING SOURCES (USES)	-1,638.66	-2,638.79		0.00		-2,990.83		0.00	-8,000.00	-5,009.17
NET CHANGE IN FUND BALANCE	-291.42	-23,473.00		736.19		-25,105.35		0.00	-27,960.00	-2,854.65



FUND DEPT 2475-475 : RPC ECON DEVELOPMNT LOANS - RPC ECON DEVELOPMNT LOANS

12/13/2024 2:13:37 PM

PERIOD ENDING 11/30/2024

	ACTUAL LAST YEAR			ACTUAL THIS YEAR				ENCUMBRANCE	BUDGET	UNENCUMBERED BALANCE
	CURRENT MONTH	YEAR TO DATE	%	CURRENT MONTH	%	YEAR TO DATE	%			
REVENUES										
4008 INVESTMENT EARNINGS	20,181.32	185,414.68	223	7,981.85	11	154,116.41	203	0.00	76,000.00	-78,116.41
TOTAL REVENUES	20,181.32	185,414.68	223	7,981.85	11	154,116.41	203	0.00	76,000.00	-78,116.41
EXPENDITURES										
5020 SERVICES	0.00	1,727,748.63	92	0.00	0	0.00	0	0.00	80,000.00	80,000.00
TOTAL EXPENDITURES	0.00	1,727,748.63	92	0.00	0	0.00	0	0.00	80,000.00	80,000.00
OTHER FINANCING SOURCES (USES)										
6001 OTHER FINANCING SOURCES	0.00	0.00	0	0.00	0	0.00	0	0.00	100,000.00	100,000.00
7001 OTHER FINANCING USES	-30,584.45	-37,328.78	48	-6,135.99	4	-26,719.76	19	0.00	-140,000.00	-113,280.24
TOTAL OTHER FINANCING SOURCES (USES)	-30,584.45	-37,328.78		-6,135.99		-26,719.76		0.00	-40,000.00	-13,280.24
NET CHANGE IN FUND BALANCE	-10,403.13	-1,579,662.73		1,845.86		127,396.65		0.00	-44,000.00	-171,396.65



FUND DEPT 2500-031 : COUNTY GRANT FUND - CIRCUIT COURT

12/13/2024 2:13:37 PM

PERIOD ENDING 11/30/2024

	ACTUAL LAST YEAR			ACTUAL THIS YEAR				ENCUMBRANCE	BUDGET	UNENCUMBERED BALANCE
	CURRENT MONTH	YEAR TO DATE	%	CURRENT MONTH	%	YEAR TO DATE	%			
REVENUES										
4004 INTERGOVERNMENTAL REVENUE	0.00	0.00	0	0.00	0	-168,624.00	0	0.00	0.00	168,624.00
TOTAL REVENUES	0.00	0.00	0	0.00	0	-168,624.00	0	0.00	0.00	168,624.00
EXPENDITURES										
5001 SALARIES AND WAGES	0.00	0.00	0	0.00	0	-77,875.00	301	0.00	-25,847.25	52,027.75
5003 FRINGE BENEFITS	0.00	0.00	0	0.00	0	-25,780.00	0	0.00	0.00	25,780.00
5010 COMMODITIES	0.00	0.00	0	0.00	0	-6,350.00	0	0.00	0.00	6,350.00
5020 SERVICES	0.00	0.00	0	2,500.00	0	-56,119.00	0	0.00	0.00	56,119.00
TOTAL EXPENDITURES	0.00	0.00	0	2,500.00	-10	-166,124.00	643	0.00	-25,847.25	140,276.75
NET CHANGE IN FUND BALANCE	0.00	0.00		-2,500.00		-2,500.00		0.00	25,847.25	28,347.25



FUND DEPT 2500-036 : COUNTY GRANT FUND - PUBLIC DEFENDER

12/13/2024 2:13:37 PM

PERIOD ENDING 11/30/2024

	ACTUAL LAST YEAR			ACTUAL THIS YEAR				ENCUMBRANCE	BUDGET	UNENCUMBERED BALANCE
	CURRENT MONTH	YEAR TO DATE	%	CURRENT MONTH	%	YEAR TO DATE	%			
EXPENDITURES										
5001 SALARIES AND WAGES	0.00	0.00	0	7,693.25	38	7,693.25	38	0.00	20,000.00	12,306.75
5003 FRINGE BENEFITS	0.00	0.00	0	478.21	8	478.21	8	0.00	5,847.25	5,369.04
TOTAL EXPENDITURES	0.00	0.00	0	8,171.46	32	8,171.46	32	0.00	25,847.25	17,675.79
NET CHANGE IN FUND BALANCE	0.00	0.00		-8,171.46		-8,171.46		0.00	-25,847.25	-17,675.79



FUND DEPT 2500-041 : COUNTY GRANT FUND - STATES ATTORNEY

12/13/2024 2:13:37 PM

PERIOD ENDING 11/30/2024

	ACTUAL LAST YEAR			ACTUAL THIS YEAR				ENCUMBRANCE	BUDGET	UNENCUMBERED BALANCE
	CURRENT MONTH	YEAR TO DATE	%	CURRENT MONTH	%	YEAR TO DATE	%			
EXPENDITURES										
TOTAL EXPENDITURES	0.00	0.00	0	0.00	0	0.00	0	0.00	0.00	0.00
NET CHANGE IN FUND BALANCE	0.00	0.00		0.00		0.00		0.00	0.00	0.00



FUND DEPT 2500-075 : COUNTY GRANT FUND - GENERAL COUNTY

12/13/2024 2:13:37 PM

PERIOD ENDING 11/30/2024

	ACTUAL LAST YEAR			ACTUAL THIS YEAR				ENCUMBRANCE	BUDGET	UNENCUMBERED BALANCE
	CURRENT MONTH	YEAR TO DATE	%	CURRENT MONTH	%	YEAR TO DATE	%			
REVENUES										
4004 INTERGOVERNMENTAL REVENUE	0.00	0.00	0	0.00	0	0.00	0	0.00	150,388.69	150,388.69
TOTAL REVENUES	0.00	0.00	0	0.00	0	0.00	0	0.00	150,388.69	150,388.69
EXPENDITURES										
5001 SALARIES AND WAGES	0.00	0.00	0	2,299.00	4	5,819.00	10	0.00	58,669.00	52,850.00
5003 FRINGE BENEFITS	0.00	0.00	0	163.68	17	440.53	46	0.00	948.00	507.47
5010 COMMODITIES	0.00	0.00	0	0.00	0	2,615.00	5	0.00	48,785.00	46,170.00
5020 SERVICES	0.00	0.00	0	0.00	0	75.00	0	0.00	41,986.69	41,911.69
TOTAL EXPENDITURES	0.00	0.00	0	2,462.68	2	8,949.53	6	0.00	150,388.69	141,439.16
NET CHANGE IN FUND BALANCE	0.00	0.00		-2,462.68		-8,949.53		0.00	0.00	8,949.53



FUND DEPT 2609-026 : TAX INDEMNITY FUND - COUNTY TREASURER

12/13/2024 2:13:37 PM

PERIOD ENDING 11/30/2024

	ACTUAL LAST YEAR			ACTUAL THIS YEAR				ENCUMBRANCE	BUDGET	UNENCUMBERED BALANCE
	CURRENT MONTH	YEAR TO DATE	%	CURRENT MONTH	%	YEAR TO DATE	%			
REVENUES										
4007 CHARGES FOR SERVICES	24,280.00	50,218.00	0	22,360.00	0	26,760.00	0	0.00	0.00	-26,760.00
4008 INVESTMENT EARNINGS	2,131.89	-4,315.91	0	5.06	0	16,011.63	356	0.00	4,500.00	-11,511.63
TOTAL REVENUES	26,411.89	45,902.09	0	22,365.06	497	42,771.63	950	0.00	4,500.00	-38,271.63
EXPENDITURES										
5020 SERVICES	0.00	99,000.00	100	0.00	0	0.00	0	0.00	207,000.00	207,000.00
TOTAL EXPENDITURES	0.00	99,000.00	100	0.00	0	0.00	0	0.00	207,000.00	207,000.00
OTHER FINANCING SOURCES (USES)										
TOTAL OTHER FINANCING SOURCES (USES)	0.00	0.00		0.00		0.00		0.00	0.00	0.00
NET CHANGE IN FUND BALANCE	26,411.89	-53,097.91		22,365.06		42,771.63		0.00	-202,500.00	-245,271.63



FUND DEPT 2610-026 : WORKING CASH FUND - COUNTY TREASURER

12/13/2024 2:13:37 PM

PERIOD ENDING 11/30/2024

	ACTUAL LAST YEAR			ACTUAL THIS YEAR				ENCUMBRANCE	BUDGET	UNENCUMBERED BALANCE
	CURRENT MONTH	YEAR TO DATE	%	CURRENT MONTH	%	YEAR TO DATE	%			
REVENUES										
4008 INVESTMENT EARNINGS	1,816.90	3,769.43	54	3.93	0	12,548.78	157	0.00	8,000.00	-4,548.78
TOTAL REVENUES	1,816.90	3,769.43	54	3.93	0	12,548.78	157	0.00	8,000.00	-4,548.78
OTHER FINANCING SOURCES (USES)										
7001 OTHER FINANCING USES	0.00	0.00	0	0.00	0	0.00	0	0.00	-8,000.00	-8,000.00
TOTAL OTHER FINANCING SOURCES (USES)	0.00	0.00		0.00		0.00		0.00	-8,000.00	-8,000.00
NET CHANGE IN FUND BALANCE	1,816.90	3,769.43		3.93		12,548.78		0.00	0.00	-12,548.78



FUND DEPT 2611-022 : COUNTY CLK SURCHARGE FUND - COUNTY CLERK

12/13/2024 2:13:37 PM

PERIOD ENDING 11/30/2024

	ACTUAL LAST YEAR			ACTUAL THIS YEAR				ENCUMBRANCE	BUDGET	UNENCUMBERED BALANCE
	CURRENT MONTH	YEAR TO DATE	%	CURRENT MONTH	%	YEAR TO DATE	%			
REVENUES										
4007 CHARGES FOR SERVICES	0.00	0.00	0	0.00	0	1,003.00	0	0.00	0.00	-1,003.00
TOTAL REVENUES	0.00	0.00	0	0.00	0	1,003.00	0	0.00	0.00	-1,003.00
EXPENDITURES										
TOTAL EXPENDITURES	0.00	0.00	0	0.00	0	0.00	0	0.00	0.00	0.00
NET CHANGE IN FUND BALANCE	0.00	0.00		0.00		1,003.00		0.00	0.00	-1,003.00



FUND DEPT 2612-040 : SHERIFF DRUG FORFEITURES - SHERIFF

12/13/2024 2:13:37 PM

PERIOD ENDING 11/30/2024

	ACTUAL LAST YEAR			ACTUAL THIS YEAR				ENCUMBRANCE	BUDGET	UNENCUMBERED BALANCE
	CURRENT MONTH	YEAR TO DATE	%	CURRENT MONTH	%	YEAR TO DATE	%			
REVENUES										
4005 FINES AND FORFEITURES	20,686.85	30,473.71	305	0.00	0	17,840.01	178	0.00	10,000.00	-7,840.01
4008 INVESTMENT EARNINGS	144.41	146.17	146	1.39	0	4,271.56	214	0.00	2,000.00	-2,271.56
TOTAL REVENUES	20,831.26	30,619.88	303	1.39	0	22,111.57	184	0.00	12,000.00	-10,111.57
EXPENDITURES										
5010 COMMODITIES	510.05	7,748.42	98	0.00	0	3,891.74	46	0.00	8,500.00	4,608.26
5020 SERVICES	1,048.04	12,556.28	95	1,221.82	21	3,759.63	65	0.00	5,800.00	2,040.37
TOTAL EXPENDITURES	1,558.09	20,304.70	96	1,221.82	9	7,651.37	54	0.00	14,300.00	6,648.63
OTHER FINANCING SOURCES (USES)										
TOTAL OTHER FINANCING SOURCES (USES)	0.00	0.00		0.00		0.00		0.00	0.00	0.00
NET CHANGE IN FUND BALANCE	19,273.17	10,315.18		-1,220.43		14,460.20		0.00	-2,300.00	-16,760.20



FUND DEPT 2613-030 : COURT'S AUTOMATION FUND - CIRCUIT CLERK

12/13/2024 2:13:37 PM

PERIOD ENDING 11/30/2024

	ACTUAL LAST YEAR			ACTUAL THIS YEAR				ENCUMBRANCE	BUDGET	UNENCUMBERED BALANCE
	CURRENT MONTH	YEAR TO DATE	%	CURRENT MONTH	%	YEAR TO DATE	%			
REVENUES										
4004 INTERGOVERNMENTAL REVENUE	0.00	52,323.42	100	0.00	0	0.00	0	0.00	0.00	0.00
4007 CHARGES FOR SERVICES	19,749.06	214,737.46	107	25,379.29	12	224,226.23	104	0.00	215,000.00	-9,226.23
4008 INVESTMENT EARNINGS	847.16	6,248.27	0	2.23	0	5,293.41	662	0.00	800.00	-4,493.41
TOTAL REVENUES	20,596.22	273,309.15	108	25,381.52	12	229,519.64	106	0.00	215,800.00	-13,719.64
EXPENDITURES										
5010 COMMODITIES	0.00	61,133.60	52	0.00	0	0.00	0	0.00	10,000.00	10,000.00
5020 SERVICES	0.00	149,403.71	66	-35.94	0	199,724.90	100	0.00	199,961.00	236.10
TOTAL EXPENDITURES	0.00	210,537.31	61	-35.94	0	199,724.90	95	0.00	209,961.00	10,236.10
OTHER FINANCING SOURCES (USES)										
TOTAL OTHER FINANCING SOURCES (USES)	0.00	0.00		0.00		0.00		0.00	0.00	0.00
NET CHANGE IN FUND BALANCE	20,596.22	62,771.84		25,417.46		29,794.74		0.00	5,839.00	-23,955.74



FUND DEPT 2614-023 : RECORDER'S AUTOMATION FND - RECORDER

12/13/2024 2:13:37 PM

PERIOD ENDING 11/30/2024

	ACTUAL LAST YEAR			ACTUAL THIS YEAR				ENCUMBRANCE	BUDGET	UNENCUMBERED BALANCE
	CURRENT MONTH	YEAR TO DATE	%	CURRENT MONTH	%	YEAR TO DATE	%			
REVENUES										
4007 CHARGES FOR SERVICES	67,531.98	221,604.53	123	24,180.18	13	234,038.69	130	0.00	180,000.00	-54,038.69
4008 INVESTMENT EARNINGS	2,951.35	6,888.19	689	8.31	1	23,345.43	233 5	0.00	1,000.00	-22,345.43
TOTAL REVENUES	70,483.33	228,492.72	126	24,188.49	13	257,384.12	142	0.00	181,000.00	-76,384.12
EXPENDITURES										
5001 SALARIES AND WAGES	1,119.96	13,176.00	49	1,948.54	7	15,177.20	54	0.00	27,933.00	12,755.80
5003 FRINGE BENEFITS	193.09	1,641.69	78	243.53	11	1,862.38	84	0.00	2,224.00	361.62
5010 COMMODITIES	0.00	7,206.85	41	0.00	0	380.80	12	0.00	3,250.00	2,869.20
5020 SERVICES	1,395.54	100,781.74	63	0.00	0	100,779.70	73	0.00	138,593.00	37,813.30
8000 CAPITAL OUTLAY	0.00	0.00	0	0.00	0	0.00	0	0.00	2,840.00	2,840.00
TOTAL EXPENDITURES	2,708.59	122,806.28	58	2,192.07	1	118,200.08	68	0.00	174,840.00	56,639.92
NET CHANGE IN FUND BALANCE	67,774.74	105,686.44		21,996.42		139,184.04		0.00	6,160.00	-133,024.04



FUND DEPT 2615-036 : PUBLIC DEFENDER AUTOMATN - PUBLIC DEFENDER

12/13/2024 2:13:37 PM

PERIOD ENDING 11/30/2024

	ACTUAL LAST YEAR			ACTUAL THIS YEAR				ENCUMBRANCE	BUDGET	UNENCUMBERED BALANCE
	CURRENT MONTH	YEAR TO DATE	%	CURRENT MONTH	%	YEAR TO DATE	%			
REVENUES										
4007 CHARGES FOR SERVICES	390.00	4,395.60	676	302.00	8	4,556.00	125	0.00	3,640.00	-916.00
TOTAL REVENUES	390.00	4,395.60	676	302.00	8	4,556.00	125	0.00	3,640.00	-916.00
EXPENDITURES										
5010 COMMODITIES	0.00	0.00	0	0.00	0	0.00	0	0.00	3,640.00	3,640.00
TOTAL EXPENDITURES	0.00	0.00	0	0.00	0	0.00	0	0.00	3,640.00	3,640.00
NET CHANGE IN FUND BALANCE	390.00	4,395.60		302.00		4,556.00		0.00	0.00	-4,556.00



FUND DEPT 2617-030 : CHILD SUPPORT SERV FUND - CIRCUIT CLERK

12/13/2024 2:13:37 PM

PERIOD ENDING 11/30/2024

	ACTUAL LAST YEAR			ACTUAL THIS YEAR				ENCUMBRANCE	BUDGET	UNENCUMBERED BALANCE
	CURRENT MONTH	YEAR TO DATE	%	CURRENT MONTH	%	YEAR TO DATE	%			
REVENUES										
4007 CHARGES FOR SERVICES	72.00	396.00	4	0.00	0	7,567.00	189	0.00	4,000.00	-3,567.00
4008 INVESTMENT EARNINGS	205.69	428.40	0	0.66	0	1,968.61	0	0.00	0.00	-1,968.61
TOTAL REVENUES	277.69	824.40	8	0.66	0	9,535.61	238	0.00	4,000.00	-5,535.61
EXPENDITURES										
5020 SERVICES	0.00	5,000.00	50	0.00	0	0.00	0	0.00	0.00	0.00
TOTAL EXPENDITURES	0.00	5,000.00	50	0.00	0	0.00	0	0.00	0.00	0.00
OTHER FINANCING SOURCES (USES)										
7001 OTHER FINANCING USES	0.00	0.00	0	0.00	0	0.00	0	0.00	-4,000.00	-4,000.00
TOTAL OTHER FINANCING SOURCES (USES)	0.00	0.00		0.00		0.00		0.00	-4,000.00	-4,000.00
NET CHANGE IN FUND BALANCE	277.69	-4,175.60		0.66		9,535.61		0.00	0.00	-9,535.61




FUND DEPT 2618-051 : PROBATION SERVICES FUND - JUVENILE DETENTION CENTER

12/13/2024 2:13:37 PM

PERIOD ENDING 11/30/2024

	ACTUAL LAST YEAR			ACTUAL THIS YEAR				ENCUMBRANCE	BUDGET	UNENCUMBERED BALANCE
	CURRENT MONTH	YEAR TO DATE	%	CURRENT MONTH	%	YEAR TO DATE	%			
REVENUES										
4007 CHARGES FOR SERVICES	3,280.00	32,442.16	93	3,348.00	9	31,173.85	81	0.00	38,700.00	7,526.15
TOTAL REVENUES	3,280.00	32,442.16	93	3,348.00	9	31,173.85	81	0.00	38,700.00	7,526.15
EXPENDITURES										
5020 SERVICES	0.00	0.00	0	0.00	0	0.00	0	0.00	49,000.00	49,000.00
8000 CAPITAL OUTLAY	0.00	45,720.00	99	0.00	0	16,000.00	100	0.00	16,000.00	0.00
TOTAL EXPENDITURES	0.00	45,720.00	83	0.00	0	16,000.00	25	0.00	65,000.00	49,000.00
OTHER FINANCING SOURCES (USES)										
7001 OTHER FINANCING USES	0.00	0.00	0	0.00	0	0.00	0	0.00	-10,000.00	-10,000.00
TOTAL OTHER FINANCING SOURCES (USES)	0.00	0.00		0.00		0.00		0.00	-10,000.00	-10,000.00
NET CHANGE IN FUND BALANCE	3,280.00	-13,277.84		3,348.00		15,173.85		0.00	-36,300.00	-51,473.85



FUND DEPT 2618-052 : PROBATION SERVICES FUND - COURT SERVICES -PROBATION

12/13/2024 2:13:37 PM

PERIOD ENDING 11/30/2024

	ACTUAL LAST YEAR			ACTUAL THIS YEAR				ENCUMBRANCE	BUDGET	UNENCUMBERED BALANCE
	CURRENT MONTH	YEAR TO DATE	%	CURRENT MONTH	%	YEAR TO DATE	%			
REVENUES										
4007 CHARGES FOR SERVICES	31,255.56	236,608.47	73	20,524.95	7	190,768.50	66	0.00	287,000.00	96,231.50
4008 INVESTMENT EARNINGS	10,094.98	22,796.35	507	22.42	0	70,908.91	177	0.00	40,000.00	-30,908.91
4009 MISCELLANEOUS REVENUES	0.00	3,375.00	675	0.00	0	800.00	160	0.00	500.00	-300.00
TOTAL REVENUES	41,350.54	262,779.82	80	20,547.37	6	262,477.41	80	0.00	327,500.00	65,022.59
EXPENDITURES										
5010 COMMODITIES	4,756.34	29,494.19	38	3,174.75	4	35,233.99	44	0.00	79,500.00	44,266.01
5020 SERVICES	9,777.01	108,063.20	37	16,001.20	5	132,927.04	40	0.00	334,500.00	201,572.96
TOTAL EXPENDITURES	14,533.35	137,557.39	34	19,175.95	5	168,161.03	41	0.00	414,000.00	245,838.97
OTHER FINANCING SOURCES (USES)										
7001 OTHER FINANCING USES	0.00	0.00	0	0.00	0	0.00	0	0.00	-10,000.00	-10,000.00
TOTAL OTHER FINANCING SOURCES (USES)	0.00	0.00		0.00		0.00		0.00	-10,000.00	-10,000.00
NET CHANGE IN FUND BALANCE	26,817.19	125,222.43		1,371.42		94,316.38		0.00	-96,500.00	-190,816.38



FUND DEPT 2619-026 : TAX SALE AUTOMATION FUND - COUNTY TREASURER

12/13/2024 2:13:37 PM

PERIOD ENDING 11/30/2024

	ACTUAL LAST YEAR			ACTUAL THIS YEAR				ENCUMBRANCE	BUDGET	UNENCUMBERED BALANCE
	CURRENT MONTH	YEAR TO DATE	%	CURRENT MONTH	%	YEAR TO DATE	%			
REVENUES										
4007 CHARGES FOR SERVICES	13,838.00	21,571.25	125	11,148.00	66	20,201.00	119	0.00	17,000.00	-3,201.00
4008 INVESTMENT EARNINGS	26.79	-28.91	-14	0.27	0	901.02	451	0.00	200.00	-701.02
TOTAL REVENUES	13,864.79	21,542.34	124	11,148.27	65	21,102.02	123	0.00	17,200.00	-3,902.02
EXPENDITURES										
5001 SALARIES AND WAGES	0.00	12,462.00	108	1,844.00	10	10,907.00	59	0.00	18,500.00	7,593.00
5003 FRINGE BENEFITS	127.94	1,257.15	109	171.89	15	1,005.23	86	0.00	1,171.00	165.77
5010 COMMODITIES	0.00	0.00	0	0.00	0	0.00	0	0.00	2,000.00	2,000.00
5020 SERVICES	0.00	410.00	16	0.00	0	655.00	26	0.00	2,500.00	1,845.00
TOTAL EXPENDITURES	127.94	14,129.15	82	2,015.89	8	12,567.23	52	0.00	24,171.00	11,603.77
NET CHANGE IN FUND BALANCE	13,736.85	7,413.19		9,132.38		8,534.79		0.00	-6,971.00	-15,505.79



FUND DEPT 2621-041 : STS ATTY DRUG FORFEITURES - STATES ATTORNEY

12/13/2024 2:13:37 PM

PERIOD ENDING 11/30/2024

	ACTUAL LAST YEAR			ACTUAL THIS YEAR				ENCUMBRANCE	BUDGET	UNENCUMBERED BALANCE
	CURRENT MONTH	YEAR TO DATE	%	CURRENT MONTH	%	YEAR TO DATE	%			
REVENUES										
4005 FINES AND FORFEITURES	0.00	46,622.20	194	0.00	0	23,657.25	99	0.00	24,000.00	342.75
4008 INVESTMENT EARNINGS			-							
	346.21	-896.26	119	0.96	0	2,541.11	203	0.00	1,250.00	-1,291.11
			5							
TOTAL REVENUES	346.21	45,725.94	190	0.96	0	26,198.36	104	0.00	25,250.00	-948.36
EXPENDITURES										
5010 COMMODITIES	348.53	47,616.64	90	0.00	0	0.00	0	0.00	10,725.00	10,725.00
5020 SERVICES	776.99	26,811.03	49	0.00	0	4,871.00	20	0.00	24,275.00	19,404.00
TOTAL EXPENDITURES	1,125.52	74,427.67	69	0.00	0	4,871.00	14	0.00	35,000.00	30,129.00
OTHER FINANCING SOURCES (USES)										
TOTAL OTHER FINANCING SOURCES (USES)	0.00	0.00		0.00		0.00		0.00	0.00	0.00
NET CHANGE IN FUND BALANCE	-779.31	-28,701.73		0.96		21,327.36		0.00	-9,750.00	-31,077.36



FUND DEPT 2627-026 : PROPERTY TAX INT FEE FUND - COUNTY TREASURER

12/13/2024 2:13:37 PM

PERIOD ENDING 11/30/2024

	ACTUAL LAST YEAR			ACTUAL THIS YEAR				ENCUMBRANCE	BUDGET	UNENCUMBERED BALANCE
	CURRENT MONTH	YEAR TO DATE	%	CURRENT MONTH	%	YEAR TO DATE	%			
REVENUES										
4007 CHARGES FOR SERVICES	66,540.00	67,020.00	122	65,700.00	119	66,420.00	121	0.00	55,000.00	-11,420.00
4008 INVESTMENT EARNINGS	3.84	182.29	9	0.05	0	4,307.59	215	0.00	2,000.00	-2,307.59
TOTAL REVENUES	66,543.84	67,202.29	118	65,700.05	115	70,727.59	124	0.00	57,000.00	-13,727.59
OTHER FINANCING SOURCES (USES)										
7001 OTHER FINANCING USES	0.00	0.00	0	0.00	0	0.00	0	0.00	-57,000.00	-57,000.00
TOTAL OTHER FINANCING SOURCES (USES)	0.00	0.00		0.00		0.00		0.00	-57,000.00	-57,000.00
NET CHANGE IN FUND BALANCE	66,543.84	67,202.29		65,700.05		70,727.59		0.00	0.00	-70,727.59



FUND DEPT 2628-022 : ELECTN ASSIST/ACCESSIBLTY - COUNTY CLERK

12/13/2024 2:13:37 PM

PERIOD ENDING 11/30/2024

	ACTUAL LAST YEAR			ACTUAL THIS YEAR				ENCUMBRANCE	BUDGET	UNENCUMBERED BALANCE
	CURRENT MONTH	YEAR TO DATE	%	CURRENT MONTH	%	YEAR TO DATE	%			
REVENUES										
4004 INTERGOVERNMENTAL REVENUE	0.00	117,597.93	51	0.00	0	191,564.66	89	0.00	214,677.00	23,112.34
TOTAL REVENUES	0.00	117,597.93	51	0.00	0	191,564.66	89	0.00	214,677.00	23,112.34
EXPENDITURES										
5001 SALARIES AND WAGES	1,274.00	11,231.20	48	8,666.25	12	46,265.50	66	0.00	70,000.00	23,734.50
5003 FRINGE BENEFITS	128.15	981.09	14	776.69	11	4,176.46	59	0.00	7,035.00	2,858.54
5010 COMMODITIES	0.00	0.00	0	0.00	0	18,761.17	46	0.00	40,357.00	21,595.83
5020 SERVICES	15,249.87	144,319.75	73	144.75	0	62,948.33	65	0.00	97,285.00	34,336.67
TOTAL EXPENDITURES	16,652.02	156,532.04	68	9,587.69	4	132,151.46	62	0.00	214,677.00	82,525.54
OTHER FINANCING SOURCES (USES)										
TOTAL OTHER FINANCING SOURCES (USES)	0.00	0.00		0.00		0.00		0.00	0.00	0.00
NET CHANGE IN FUND BALANCE	-16,652.02	-38,934.11		-9,587.69		59,413.20		0.00	0.00	-59,413.20



FUND DEPT 2629-010 : COUNTY HISTORICAL FUND - COUNTY BOARD

12/13/2024 2:13:37 PM

PERIOD ENDING 11/30/2024

	ACTUAL LAST YEAR			ACTUAL THIS YEAR				ENCUMBRANCE	BUDGET	UNENCUMBERED BALANCE
	CURRENT MONTH	YEAR TO DATE	%	CURRENT MONTH	%	YEAR TO DATE	%			
REVENUES										
4008 INVESTMENT EARNINGS	43.37	89.75	299	0.09	0	303.32	303	0.00	100.00	-203.32
TOTAL REVENUES	43.37	89.75	299	0.09	0	303.32	303	0.00	100.00	-203.32
EXPENDITURES										
5010 COMMODITIES	0.00	0.00	0	0.00	0	67.83	100	0.00	67.83	0.00
5020 SERVICES	0.00	0.00	0	0.00	0	158.19	3	0.00	4,932.17	4,773.98
TOTAL EXPENDITURES	0.00	0.00	0	0.00	0	226.02	5	0.00	5,000.00	4,773.98
NET CHANGE IN FUND BALANCE	43.37	89.75		0.09		77.30		0.00	-4,900.00	-4,977.30



FUND DEPT 2630-030 : CIR CLK OPERATION & ADMIN - CIRCUIT CLERK

12/13/2024 2:13:37 PM

PERIOD ENDING 11/30/2024

	ACTUAL LAST YEAR			ACTUAL THIS YEAR				ENCUMBRANCE	BUDGET	UNENCUMBERED BALANCE
	CURRENT MONTH	YEAR TO DATE	%	CURRENT MONTH	%	YEAR TO DATE	%			
REVENUES										
4004 INTERGOVERNMENTAL REVENUE	0.00	30,556.34	108	0.00	0	16,494.47	0	0.00	0.00	-16,494.47
4007 CHARGES FOR SERVICES	50,807.39	504,700.62	112	73,117.53	13	637,838.01	112	0.00	569,463.00	-68,375.01
4008 INVESTMENT EARNINGS	1,280.09	-17,986.00	0	9.83	0	19,566.65	0	0.00	0.00	-19,566.65
TOTAL REVENUES	52,087.48	517,270.96	108	73,127.36	13	673,899.13	118	0.00	569,463.00	-104,436.13
EXPENDITURES										
5010 COMMODITIES	5,124.99	17,627.27	26	0.00	0	0.00	0	0.00	0.00	0.00
5020 SERVICES	10,449.75	151,889.51	78	0.00	0	0.00	0	0.00	0.00	0.00
TOTAL EXPENDITURES	15,574.74	169,516.78	47	0.00	0	0.00	0	0.00	0.00	0.00
OTHER FINANCING SOURCES (USES)										
7001 OTHER FINANCING USES	0.00	-19,900.00	100	0.00	0	0.00	0	0.00	-569,463.00	-569,463.00
TOTAL OTHER FINANCING SOURCES (USES)	0.00	-19,900.00		0.00		0.00		0.00	-569,463.00	-569,463.00
NET CHANGE IN FUND BALANCE	36,512.74	327,854.18		73,127.36		673,899.13		0.00	0.00	-673,899.13



FUND DEPT 2632-030 : CIR CLK ELCTRNC CITATIONS - CIRCUIT CLERK

12/13/2024 2:13:37 PM

PERIOD ENDING 11/30/2024

	ACTUAL LAST YEAR			ACTUAL THIS YEAR				ENCUMBRANCE	BUDGET	UNENCUMBERED BALANCE
	CURRENT MONTH	YEAR TO DATE	%	CURRENT MONTH	%	YEAR TO DATE	%			
REVENUES										
4007 CHARGES FOR SERVICES	5,159.71	56,207.90	125	5,717.44	10	52,943.44	91	0.00	58,000.00	5,056.56
4008 INVESTMENT EARNINGS	1,594.77	4,893.63	0	1.58	0	11,419.33	571	0.00	2,000.00	-9,419.33
TOTAL REVENUES	6,754.48	61,101.53	136	5,719.02	10	64,362.77	107	0.00	60,000.00	-4,362.77
EXPENDITURES										
5010 COMMODITIES	0.00	0.00	0	0.00	0	0.00	0	0.00	135,000.00	135,000.00
5020 SERVICES	0.00	0.00	0	0.00	0	250,000.00	68	0.00	365,000.00	115,000.00
TOTAL EXPENDITURES	0.00	0.00	0	0.00	0	250,000.00	50	0.00	500,000.00	250,000.00
NET CHANGE IN FUND BALANCE	6,754.48	61,101.53		5,719.02		-185,637.23		0.00	-440,000.00	-254,362.77



FUND DEPT 2633-041 : STS ATTY RECORDS AUTOMATN - STATES ATTORNEY

12/13/2024 2:13:37 PM

PERIOD ENDING 11/30/2024

	ACTUAL LAST YEAR			ACTUAL THIS YEAR				ENCUMBRANCE	BUDGET	UNENCUMBERED BALANCE
	CURRENT MONTH	YEAR TO DATE	%	CURRENT MONTH	%	YEAR TO DATE	%			
REVENUES										
4007 CHARGES FOR SERVICES	406.00	3,838.00	77	422.00	11	3,864.06	97	0.00	4,000.00	135.94
4008 INVESTMENT EARNINGS	33.33	211.29	140 9	0.11	0	288.16	192	0.00	150.00	-138.16
TOTAL REVENUES	439.33	4,049.29	81	422.11	10	4,152.22	100	0.00	4,150.00	-2.22
EXPENDITURES										
5020 SERVICES	0.00	5,000.00	100	0.00	0	0.00	0	0.00	4,000.00	4,000.00
TOTAL EXPENDITURES	0.00	5,000.00	100	0.00	0	0.00	0	0.00	4,000.00	4,000.00
NET CHANGE IN FUND BALANCE	439.33	-950.71		422.11		4,152.22		0.00	150.00	-4,002.22



FUND DEPT 2634-036 : PUBLIC DEFENDER GRANT FUND - PUBLIC DEFENDER

12/13/2024 2:13:37 PM

PERIOD ENDING 11/30/2024

	ACTUAL LAST YEAR			ACTUAL THIS YEAR				ENCUMBRANCE	BUDGET	UNENCUMBERED BALANCE
	CURRENT MONTH	YEAR TO DATE	%	CURRENT MONTH	%	YEAR TO DATE	%			
REVENUES										
4004 INTERGOVERNMENTAL REVENUE	0.00	132,422.41	100	-4,872.01	-2	185,434.65	61	0.00	302,401.41	116,966.76
TOTAL REVENUES	0.00	132,422.41	100	-4,872.01	-2	185,434.65	61	0.00	302,401.41	116,966.76
EXPENDITURES										
5001 SALARIES AND WAGES	0.00	0.00	0	23,576.90	9	123,626.30	48	0.00	255,237.00	131,610.70
5003 FRINGE BENEFITS	0.00	0.00	0	956.53	5	9,384.60	53	0.00	17,800.00	8,415.40
5010 COMMODITIES	0.00	0.00	0	0.00	0	18,925.39	86	0.00	21,926.00	3,000.61
5020 SERVICES	0.00	0.00	0	48.79	0	21,602.97	23	0.00	95,860.41	74,257.44
TOTAL EXPENDITURES	0.00	0.00	0	24,582.22	6	173,539.26	44	0.00	390,823.41	217,284.15
NET CHANGE IN FUND BALANCE	0.00	132,422.41		-29,454.23		11,895.39		0.00	-88,422.00	-100,317.39



FUND DEPT 2635-040 : CANNABIS REGULATION FUND - SHERIFF

12/13/2024 2:13:37 PM

PERIOD ENDING 11/30/2024

	ACTUAL LAST YEAR			ACTUAL THIS YEAR				ENCUMBRANCE	BUDGET	UNENCUMBERED BALANCE
	CURRENT MONTH	YEAR TO DATE	%	CURRENT MONTH	%	YEAR TO DATE	%			
REVENUES										
4004 INTERGOVERNMENTAL REVENUE	3,681.13	30,449.09	63	7,533.26	16	36,185.90	75	0.00	48,000.00	11,814.10
4008 INVESTMENT EARNINGS	588.11	2,160.44	216 0	1.28	0	4,191.35	168	0.00	2,500.00	-1,691.35
TOTAL REVENUES	4,269.24	32,609.53	68	7,534.54	15	40,377.25	80	0.00	50,500.00	10,122.75
EXPENDITURES										
5010 COMMODITIES	0.00	11,400.00	46	0.00	0	2,099.00	100	0.00	2,099.58	0.58
5020 SERVICES	0.00	0.00	0	0.00	0	22,053.42	93	0.00	23,593.42	1,540.00
8000 CAPITAL OUTLAY	0.00	0.00	0	0.00	0	22,006.40	99	0.00	22,307.00	300.60
TOTAL EXPENDITURES	0.00	11,400.00	24	0.00	0	46,158.82	96	0.00	48,000.00	1,841.18
NET CHANGE IN FUND BALANCE	4,269.24	21,209.53		7,534.54		-5,781.57		0.00	2,500.00	8,281.57



FUND DEPT 2638-042 : CORONER STATUTORY FEES - CORONER

12/13/2024 2:13:37 PM

PERIOD ENDING 11/30/2024

	ACTUAL LAST YEAR			ACTUAL THIS YEAR				ENCUMBRANCE	BUDGET	UNENCUMBERED BALANCE
	CURRENT MONTH	YEAR TO DATE	%	CURRENT MONTH	%	YEAR TO DATE	%			
REVENUES										
4007 CHARGES FOR SERVICES	100.00	53,182.08	81	20,400.00	17	122,082.00	105	0.00	116,800.00	-5,282.00
TOTAL REVENUES	100.00	53,182.08	81	20,400.00	17	122,082.00	105	0.00	116,800.00	-5,282.00
EXPENDITURES										
5010 COMMODITIES	539.32	11,988.74	49	308.14	1	7,339.79	18	0.00	40,596.00	33,256.21
5020 SERVICES	957.65	13,249.57	80	454.91	2	14,079.67	48	0.00	29,465.00	15,385.33
8000 CAPITAL OUTLAY	0.00	0.00	0	0.00	0	68,439.64	100	0.00	68,440.00	0.36
TOTAL EXPENDITURES	1,496.97	25,238.31	29	763.05	1	89,859.10	65	0.00	138,501.00	48,641.90
OTHER FINANCING SOURCES (USES)										
6001 OTHER FINANCING SOURCES	0.00	0.00	0	0.00	0	0.00	0	0.00	-14,210.00	-14,210.00
TOTAL OTHER FINANCING SOURCES (USES)	0.00	0.00		0.00		0.00		0.00	-14,210.00	-14,210.00
NET CHANGE IN FUND BALANCE	-1,396.97	27,943.77		19,636.95		32,222.90		0.00	-35,911.00	-68,133.90



FUND DEPT 2638-140 : CORONER STATUTORY FEES - CORRECTIONAL CENTER

12/13/2024 2:13:37 PM

PERIOD ENDING 11/30/2024

	ACTUAL LAST YEAR			ACTUAL THIS YEAR				ENCUMBRANCE	BUDGET	UNENCUMBERED BALANCE
	CURRENT MONTH	YEAR TO DATE	%	CURRENT MONTH	%	YEAR TO DATE	%			
EXPENDITURES										
TOTAL EXPENDITURES	0.00	0.00	0	0.00	0	0.00	0	0.00	0.00	0.00
NET CHANGE IN FUND BALANCE	0.00	0.00		0.00		0.00		0.00	0.00	0.00



FUND DEPT 2658-140 : JAIL COMMISSARY - CORRECTIONAL CENTER

12/13/2024 2:13:37 PM

PERIOD ENDING 11/30/2024

	ACTUAL LAST YEAR			ACTUAL THIS YEAR				ENCUMBRANCE	BUDGET	UNENCUMBERED BALANCE
	CURRENT MONTH	YEAR TO DATE	%	CURRENT MONTH	%	YEAR TO DATE	%			
REVENUES										
4008 INVESTMENT EARNINGS	3,283.51	8,492.96	653	7.45	0	23,721.30	158	0.00	15,000.00	-8,721.30
4009 MISCELLANEOUS REVENUES	8,437.09	64,125.15	58	0.00	0	65,867.01	66	0.00	100,000.00	34,132.99
TOTAL REVENUES	11,720.60	72,618.11	65	7.45	0	89,588.31	78	0.00	115,000.00	25,411.69
EXPENDITURES										
5010 COMMODITIES	721.74	8,134.57	43	994.74	7	4,569.25	30	0.00	15,280.00	10,710.75
5020 SERVICES	449.07	11,588.85	40	545.41	3	12,345.55	69	0.00	17,895.00	5,549.45
8000 CAPITAL OUTLAY	0.00	0.00	0	0.00	0	38,131.20	85	0.00	45,000.00	6,868.80
TOTAL EXPENDITURES	1,170.81	19,723.42	21	1,540.15	2	55,046.00	70	0.00	78,175.00	23,129.00
NET CHANGE IN FUND BALANCE	10,549.79	52,894.69		-1,532.70		34,542.31		0.00	36,825.00	2,282.69



FUND DEPT 2659-140 : COUNTY JAIL MEDICAL COSTS - CORRECTIONAL CENTER

12/13/2024 2:13:37 PM

PERIOD ENDING 11/30/2024

	ACTUAL LAST YEAR			ACTUAL THIS YEAR				ENCUMBRANCE	BUDGET	UNENCUMBERED BALANCE
	CURRENT MONTH	YEAR TO DATE	%	CURRENT MONTH	%	YEAR TO DATE	%			
REVENUES										
4007 CHARGES FOR SERVICES	450.00	4,511.66	23	466.39	5	4,340.89	43	0.00	10,000.00	5,659.11
4008 INVESTMENT EARNINGS	37.27	247.36	247 4	0.07	1	186.25	186 2	0.00	10.00	-176.25
TOTAL REVENUES	487.27	4,759.02	24	466.46	5	4,527.14	45	0.00	10,010.00	5,482.86
OTHER FINANCING SOURCES (USES)										
7001 OTHER FINANCING USES	0.00	0.00	0	0.00	0	0.00	0	0.00	-10,010.00	-10,010.00
TOTAL OTHER FINANCING SOURCES (USES)	0.00	0.00		0.00		0.00		0.00	-10,010.00	-10,010.00
NET CHANGE IN FUND BALANCE	487.27	4,759.02		466.46		4,527.14		0.00	0.00	-4,527.14



FUND DEPT 2670-022 : COUNTY CLK AUTOMATION FND - COUNTY CLERK

12/13/2024 2:13:37 PM

PERIOD ENDING 11/30/2024

	ACTUAL LAST YEAR			ACTUAL THIS YEAR				ENCUMBRANCE	BUDGET	UNENCUMBERED BALANCE
	CURRENT MONTH	YEAR TO DATE	%	CURRENT MONTH	%	YEAR TO DATE	%			
REVENUES										
4007 CHARGES FOR SERVICES	1,390.00	11,596.00	46	1,720.00	7	16,580.00	66	0.00	25,000.00	8,420.00
4008 INVESTMENT EARNINGS	192.09	426.90	213	0.47	0	1,392.23	348	0.00	400.00	-992.23
4009 MISCELLANEOUS REVENUES	312.44	5,274.44	42	0.00	0	0.00	0	0.00	12,500.00	12,500.00
TOTAL REVENUES	1,894.53	17,297.34	46	1,720.47	5	17,972.23	47	0.00	37,900.00	19,927.77
EXPENDITURES										
5010 COMMODITIES	0.00	0.00	0	0.00	0	2,298.28	17	0.00	13,500.00	11,201.72
5020 SERVICES	0.00	12,462.41	67	0.00	0	12,171.93	44	0.00	27,965.00	15,793.07
TOTAL EXPENDITURES	0.00	12,462.41	41	0.00	0	14,470.21	35	0.00	41,465.00	26,994.79
NET CHANGE IN FUND BALANCE	1,894.53	4,834.93		1,720.47		3,502.02		0.00	-3,565.00	-7,067.02



FUND DEPT 2671-030 : COURT DOCUMENT STORAGE FD - CIRCUIT CLERK

12/13/2024 2:13:37 PM

PERIOD ENDING 11/30/2024

	ACTUAL LAST YEAR			ACTUAL THIS YEAR				ENCUMBRANCE	BUDGET	UNENCUMBERED BALANCE
	CURRENT MONTH	YEAR TO DATE	%	CURRENT MONTH	%	YEAR TO DATE	%			
REVENUES										
4004 INTERGOVERNMENTAL REVENUE	0.00	79,981.60	100	0.00	0	0.00	0	0.00	0.00	0.00
4007 CHARGES FOR SERVICES	19,743.50	214,295.80	107	25,194.04	13	222,634.45	118	0.00	189,373.00	-33,261.45
4008 INVESTMENT EARNINGS	942.39	5,399.64	0	4.23	0	9,584.80	0	0.00	0.00	-9,584.80
TOTAL REVENUES	20,685.89	299,677.04	107	25,198.27	13	232,219.25	123	0.00	189,373.00	-42,846.25
EXPENDITURES										
5001 SALARIES AND WAGES	2,574.80	51,462.46	59	0.00	0	0.00	0	0.00	0.00	0.00
5003 FRINGE BENEFITS	274.85	5,927.34	17	0.00	0	0.00	0	0.00	0.00	0.00
5010 COMMODITIES	2,566.29	56,422.17	87	0.00	0	0.00	0	0.00	0.00	0.00
5020 SERVICES	99.00	65,160.10	88	0.00	0	0.00	0	0.00	0.00	0.00
8000 CAPITAL OUTLAY	0.00	36,358.00	85	0.00	0	0.00	0	0.00	0.00	0.00
TOTAL EXPENDITURES	5,514.94	215,330.07	71	0.00	0	0.00	0	0.00	0.00	0.00
OTHER FINANCING SOURCES (USES)										
7001 OTHER FINANCING USES	0.00	0.00	0	0.00	0	0.00	0	0.00	-189,373.00	-189,373.00
TOTAL OTHER FINANCING SOURCES (USES)	0.00	0.00		0.00		0.00		0.00	-189,373.00	-189,373.00
NET CHANGE IN FUND BALANCE	15,170.95	84,346.97		25,198.27		232,219.25		0.00	0.00	-232,219.25



FUND DEPT 2675-041 : VICTIM ADVOCACY GRT-ICJIA - STATES ATTORNEY

12/13/2024 2:13:37 PM

PERIOD ENDING 11/30/2024

	ACTUAL LAST YEAR			ACTUAL THIS YEAR				ENCUMBRANCE	BUDGET	UNENCUMBERED BALANCE
	CURRENT MONTH	YEAR TO DATE	%	CURRENT MONTH	%	YEAR TO DATE	%			
REVENUES										
TOTAL REVENUES	0.00	0.00	0	0.00	0	0.00	0	0.00	0.00	0.00
EXPENDITURES										
TOTAL EXPENDITURES	0.00	0.00	0	0.00	0	0.00	0	0.00	0.00	0.00
OTHER FINANCING SOURCES (USES)										
TOTAL OTHER FINANCING SOURCES (USES)	0.00	0.00		0.00		0.00		0.00	0.00	0.00
NET CHANGE IN FUND BALANCE	0.00	0.00		0.00		0.00		0.00	0.00	0.00



FUND DEPT 2676-011 : SOLID WASTE MANAGEMENT - SOLID WASTE MGMT

12/13/2024 2:13:37 PM

PERIOD ENDING 11/30/2024

	ACTUAL LAST YEAR			ACTUAL THIS YEAR				ENCUMBRANCE	BUDGET	UNENCUMBERED BALANCE
	CURRENT MONTH	YEAR TO DATE	%	CURRENT MONTH	%	YEAR TO DATE	%			
REVENUES										
4004 INTERGOVERNMENTAL REVENUE	9,387.97	25,730.00	85	5,108.72	19	19,583.09	74	0.00	26,378.00	6,794.91
4006 LICENSES AND PERMITS	0.00	1,330.00	30	1,120.00	30	2,555.00	69	0.00	3,700.00	1,145.00
4008 INVESTMENT EARNINGS	50.44	-314.35	0	0.01	0	480.75	299	0.00	161.00	-319.75
TOTAL REVENUES	9,438.41	26,745.65	77	6,228.73	21	22,618.84	75	0.00	30,239.00	7,620.16
EXPENDITURES										
5010 COMMODITIES	461.75	461.75	55	0.00	0	0.00	0	0.00	839.00	839.00
5020 SERVICES	0.00	24,098.01	62	525.00	1	35,678.98	91	0.00	39,000.00	3,321.02
TOTAL EXPENDITURES	461.75	24,559.76	62	525.00	1	35,678.98	90	0.00	39,839.00	4,160.02
NET CHANGE IN FUND BALANCE	8,976.66	2,185.89		5,703.73		-13,060.14		0.00	-9,600.00	3,460.14



FUND DEPT 2679-179 : CHILD ADVOCACY CENTER - CHILD ADVOCACY CENTER

12/13/2024 2:13:37 PM

PERIOD ENDING 11/30/2024

	ACTUAL LAST YEAR			ACTUAL THIS YEAR				ENCUMBRANCE	BUDGET	UNENCUMBERED BALANCE
	CURRENT MONTH	YEAR TO DATE	%	CURRENT MONTH	%	YEAR TO DATE	%			
REVENUES										
4004 INTERGOVERNMENTAL REVENUE	14,858.60	336,921.51	100	6,687.33	2	343,825.80	88	0.00	390,422.00	46,596.20
4008 INVESTMENT EARNINGS	308.66	1,625.60	812 8	0.63	0	1,251.32	0	0.00	0.00	-1,251.32
4009 MISCELLANEOUS REVENUES	0.00	17,152.14	237	0.00	0	3,231.02	48	0.00	6,801.00	3,569.98
TOTAL REVENUES	15,167.26	355,699.25	103	6,687.96	2	348,308.14	88	0.00	397,223.00	48,914.86
EXPENDITURES										
5001 SALARIES AND WAGES	14,490.81	154,478.22	90	29,807.95	16	190,423.57	100	0.00	189,803.00	-620.57
5003 FRINGE BENEFITS	7,083.74	47,311.46	91	4,259.30	7	45,832.02	75	0.00	60,801.00	14,968.98
5010 COMMODITIES	171.46	7,193.02	83	487.40	3	15,099.15	92	0.00	16,486.01	1,386.86
5020 SERVICES	8,309.93	88,069.07	81	13,922.08	11	107,812.11	86	0.00	124,960.99	17,148.88
TOTAL EXPENDITURES	30,055.94	297,051.77	87	48,476.73	12	359,166.85	92	0.00	392,051.00	32,884.15
NET CHANGE IN FUND BALANCE	-14,888.68	58,647.48		-41,788.77		-10,858.71		0.00	5,172.00	16,030.71



FUND DEPT 2680-075 : OPIOID SETTLEMENT FUND - GENERAL COUNTY

12/13/2024 2:13:37 PM

PERIOD ENDING 11/30/2024

	ACTUAL LAST YEAR			ACTUAL THIS YEAR				ENCUMBRANCE	BUDGET	UNENCUMBERED BALANCE
	CURRENT MONTH	YEAR TO DATE	%	CURRENT MONTH	%	YEAR TO DATE	%			
REVENUES										
<i>TOTAL REVENUES</i>	<i>0.00</i>	<i>0.00</i>	<i>0</i>	<i>0.00</i>	<i>0</i>	<i>0.00</i>	<i>0</i>	<i>0.00</i>	<i>0.00</i>	<i>0.00</i>
EXPENDITURES										
<i>TOTAL EXPENDITURES</i>	<i>0.00</i>	<i>0.00</i>	<i>0</i>	<i>0.00</i>	<i>0</i>	<i>0.00</i>	<i>0</i>	<i>0.00</i>	<i>0.00</i>	<i>0.00</i>
OTHER FINANCING SOURCES (USES)										
<i>TOTAL OTHER FINANCING SOURCES (USES)</i>	<i>0.00</i>	<i>0.00</i>		<i>0.00</i>		<i>0.00</i>		<i>0.00</i>	<i>0.00</i>	<i>0.00</i>
NET CHANGE IN FUND BALANCE	0.00	0.00		0.00		0.00		0.00	0.00	0.00



FUND DEPT 2685-031 : SPECIALTY COURTS FUND - CIRCUIT COURT

12/13/2024 2:13:37 PM

PERIOD ENDING 11/30/2024

	ACTUAL LAST YEAR			ACTUAL THIS YEAR				ENCUMBRANCE	BUDGET	UNENCUMBERED BALANCE
	CURRENT MONTH	YEAR TO DATE	%	CURRENT MONTH	%	YEAR TO DATE	%			
REVENUES										
4004 INTERGOVERNMENTAL REVENUE	0.00	38,937.25	25	0.00	0	210,130.71	99	0.00	211,624.00	1,493.29
4007 CHARGES FOR SERVICES	1,345.72	12,635.22	46	1,462.00	11	12,788.53	98	0.00	13,000.00	211.47
4008 INVESTMENT EARNINGS	659.14	1,443.15	144 3	1.49	0	4,503.06	173	0.00	2,600.00	-1,903.06
4009 MISCELLANEOUS REVENUES	0.00	1,500.00	0	0.00	0	20.00	0	0.00	0.00	-20.00
TOTAL REVENUES	2,004.86	54,515.62	30	1,463.49	1	227,442.30	100	0.00	227,224.00	-218.30
EXPENDITURES										
5001 SALARIES AND WAGES	3,780.00	42,525.00	73	5,721.90	3	118,114.16	66	0.00	179,664.00	61,549.84
5003 FRINGE BENEFITS	405.61	4,822.55	26	524.20	1	30,312.08	58	0.00	51,913.00	21,600.92
5010 COMMODITIES	0.00	338.53	21	0.00	0	7,096.73	34	0.00	21,168.99	14,072.26
5020 SERVICES	92.34	4,189.62	4	618.91	0	64,584.81	28	0.00	231,862.01	167,277.20
TOTAL EXPENDITURES	4,277.95	51,875.70	27	6,865.01	1	220,107.78	45	0.00	484,608.00	264,500.22
OTHER FINANCING SOURCES (USES)										
TOTAL OTHER FINANCING SOURCES (USES)	0.00	0.00		0.00		0.00		0.00	0.00	0.00
NET CHANGE IN FUND BALANCE	-2,273.09	2,639.92		-5,401.52		7,334.52		0.00	-257,384.00	-264,718.52



FUND DEPT 2685-140 : SPECIALTY COURTS FUND - CORRECTIONAL CENTER

12/13/2024 2:13:37 PM

PERIOD ENDING 11/30/2024

	ACTUAL LAST YEAR			ACTUAL THIS YEAR				ENCUMBRANCE	BUDGET	UNENCUMBERED BALANCE
	CURRENT MONTH	YEAR TO DATE	%	CURRENT MONTH	%	YEAR TO DATE	%			
REVENUES										
TOTAL REVENUES	0.00	0.00	0	0.00	0	0.00	0	0.00	0.00	0.00
NET CHANGE IN FUND BALANCE	0.00	0.00		0.00		0.00		0.00	0.00	0.00



FUND DEPT 2840-016 : ARPA - ADMINISTRATIVE SERVICES

12/13/2024 2:13:37 PM

PERIOD ENDING 11/30/2024

	ACTUAL LAST YEAR			ACTUAL THIS YEAR				ENCUMBRANCE	BUDGET	UNENCUMBERED BALANCE
	CURRENT MONTH	YEAR TO DATE	%	CURRENT MONTH	%	YEAR TO DATE	%			
REVENUES										
4008 INVESTMENT EARNINGS	4,621.24	343,822.36	287	42,374.70	42	108,216.68	108	0.00	100,000.00	-8,216.68
TOTAL REVENUES	4,621.24	343,822.36	287	42,374.70	42	108,216.68	108	0.00	100,000.00	-8,216.68
EXPENDITURES										
TOTAL EXPENDITURES	0.00	0.00	0	0.00	0	0.00	0	0.00	0.00	0.00
OTHER FINANCING SOURCES (USES)										
7001 OTHER FINANCING USES	-6,646.58	-81,382.33	1	0.00	0	-85,548.88	78	0.00	-110,224.00	-24,675.12
TOTAL OTHER FINANCING SOURCES (USES)	-6,646.58	-81,382.33		0.00		-85,548.88		0.00	-110,224.00	-24,675.12
NET CHANGE IN FUND BALANCE	-2,025.34	262,440.03		42,374.70		22,667.80		0.00	-10,224.00	-32,891.80



FUND DEPT 2840-043 : ARPA - EMERGENCY MGMT AGCY (EMA)

12/13/2024 2:13:37 PM

PERIOD ENDING 11/30/2024

	ACTUAL LAST YEAR			ACTUAL THIS YEAR				ENCUMBRANCE	BUDGET	UNENCUMBERED BALANCE
	CURRENT MONTH	YEAR TO DATE	%	CURRENT MONTH	%	YEAR TO DATE	%			
REVENUES										
TOTAL REVENUES	<i>0.00</i>	<i>0.00</i>	<i>0</i>	<i>0.00</i>	<i>0</i>	<i>0.00</i>	<i>0</i>	<i>0.00</i>	<i>0.00</i>	<i>0.00</i>
EXPENDITURES										
TOTAL EXPENDITURES	<i>0.00</i>	<i>0.00</i>	<i>0</i>	<i>0.00</i>	<i>0</i>	<i>0.00</i>	<i>0</i>	<i>0.00</i>	<i>0.00</i>	<i>0.00</i>
NET CHANGE IN FUND BALANCE	<i>0.00</i>	<i>0.00</i>		<i>0.00</i>		<i>0.00</i>		<i>0.00</i>	<i>0.00</i>	<i>0.00</i>




FUND DEPT 2840-075 : ARPA - GENERAL COUNTY

12/13/2024 2:13:37 PM

PERIOD ENDING 11/30/2024

	ACTUAL LAST YEAR			ACTUAL THIS YEAR				ENCUMBRANCE	BUDGET	UNENCUMBERED BALANCE
	CURRENT MONTH	YEAR TO DATE	%	CURRENT MONTH	%	YEAR TO DATE	%			
EXPENDITURES										
5001 SALARIES AND WAGES	2,896.50	11,510.40	37	0.00	0	4,411.00	0	0.00	0.00	-4,411.00
5003 FRINGE BENEFITS	387.07	1,288.70	36	67.16	0	477.14	0	0.00	0.00	-477.14
5010 COMMODITIES	3,371.09	30,160.73	68	10,296.51	9	83,513.15	70	0.00	120,000.00	36,486.85
5020 SERVICES	234,034.13	3,777,043.21	52	217,905.97	3	3,215,253.68	39	0.00	8,321,770.00	5,106,516.32
8000 CAPITAL OUTLAY	0.00	2,566,478.00	31	368,357.64	2	1,977,867.93	11	0.00	17,282,780.00	15,304,912.07
TOTAL EXPENDITURES	240,688.79	6,386,481.04	41	596,627.28	2	5,281,522.90	21	0.00	25,724,550.00	20,443,027.10
OTHER FINANCING SOURCES (USES)										
6001 OTHER FINANCING SOURCES	0.00	127,535.00	0	0.00	0	0.00	0	0.00	0.00	0.00
TOTAL OTHER FINANCING SOURCES (USES)	0.00	127,535.00		0.00		0.00		0.00	0.00	0.00
NET CHANGE IN FUND BALANCE	-240,688.79	-6,258,946.04		-596,627.28		-5,281,522.90		0.00	-25,724,550.00	-20,443,027.10



PERIOD ENDING 11/30/2024

	ACTUAL LAST YEAR			ACTUAL THIS YEAR				ENCUMBRANCE	BUDGET	UNENCUMBERED BALANCE
	CURRENT MONTH	YEAR TO DATE	%	CURRENT MONTH	%	YEAR TO DATE	%			
REVENUES										
TOTAL REVENUES	0.00	0.00	0	0.00	0	0.00	0	0.00	0.00	0.00
EXPENDITURES										
TOTAL EXPENDITURES	0.00	0.00	0	0.00	0	0.00	0	0.00	0.00	0.00
NET CHANGE IN FUND BALANCE	0.00	0.00		0.00		0.00		0.00	0.00	0.00



FUND DEPT 3105-010 : CAPITAL ASSET REPLCMT FND - COUNTY BOARD

12/13/2024 2:13:37 PM

PERIOD ENDING 11/30/2024

	ACTUAL LAST YEAR			ACTUAL THIS YEAR				ENCUMBRANCE	BUDGET	UNENCUMBERED BALANCE
	CURRENT MONTH	YEAR TO DATE	%	CURRENT MONTH	%	YEAR TO DATE	%			
REVENUES										
4008 INVESTMENT EARNINGS	-47,215.16	329,327.30	109.8	49.07	0	200,951.34	670	0.00	30,000.00	-170,951.34
TOTAL REVENUES	-47,215.16	329,327.30	109.8	49.07	0	200,951.34	670	0.00	30,000.00	-170,951.34
EXPENDITURES										
5010 COMMODITIES	0.00	0.00	0	0.00	0	0.00	0	0.00	5,196.00	5,196.00
5020 SERVICES	0.00	579,260.35	44	3,888.90	0	355,741.34	42	0.00	853,825.00	498,083.66
TOTAL EXPENDITURES	0.00	579,260.35	44	3,888.90	0	355,741.34	41	0.00	859,021.00	503,279.66
OTHER FINANCING SOURCES (USES)										
TOTAL OTHER FINANCING SOURCES (USES)	0.00	0.00		0.00		0.00		0.00	0.00	0.00
NET CHANGE IN FUND BALANCE	-47,215.16	-249,933.05		-3,839.83		-154,790.00		0.00	-829,021.00	-674,231.00



FUND DEPT 3105-016 : CAPITAL ASSET REPLCMT FND - ADMINISTRATIVE SERVICES

12/13/2024 2:13:37 PM

PERIOD ENDING 11/30/2024

	ACTUAL LAST YEAR			ACTUAL THIS YEAR				ENCUMBRANCE	BUDGET	UNENCUMBERED BALANCE
	CURRENT MONTH	YEAR TO DATE	%	CURRENT MONTH	%	YEAR TO DATE	%			
REVENUES										
TOTAL REVENUES	0.00	0.00	0	0.00	0	0.00	0	0.00	0.00	0.00
EXPENDITURES										
5010 COMMODITIES	0.00	0.00	0	0.00	0	3,840.00	19	0.00	19,957.00	16,117.00
5020 SERVICES	0.00	4,999.00	14	0.00	0	4,999.00	8	0.00	65,000.00	60,001.00
8000 CAPITAL OUTLAY	0.00	0.00	0	0.00	0	0.00	0	0.00	15,442.00	15,442.00
TOTAL EXPENDITURES	0.00	4,999.00	8	0.00	0	8,839.00	9	0.00	100,399.00	91,560.00
OTHER FINANCING SOURCES (USES)										
6001 OTHER FINANCING SOURCES	0.00	0.00	0	0.00	0	0.00	0	0.00	44,924.00	44,924.00
TOTAL OTHER FINANCING SOURCES (USES)	0.00	0.00		0.00		0.00		0.00	44,924.00	44,924.00
NET CHANGE IN FUND BALANCE	0.00	-4,999.00		0.00		-8,839.00		0.00	-55,475.00	-46,636.00



FUND DEPT 3105-020 : CAPITAL ASSET REPLCMT FND - AUDITOR

12/13/2024 2:13:37 PM

PERIOD ENDING 11/30/2024

	ACTUAL LAST YEAR			ACTUAL THIS YEAR				ENCUMBRANCE	BUDGET	UNENCUMBERED BALANCE
	CURRENT MONTH	YEAR TO DATE	%	CURRENT MONTH	%	YEAR TO DATE	%			
EXPENDITURES										
5010 COMMODITIES	0.00	4,720.00	95	0.00	0	0.00	0	0.00	0.00	0.00
TOTAL EXPENDITURES	0.00	4,720.00	95	0.00	0	0.00	0	0.00	0.00	0.00
OTHER FINANCING SOURCES (USES)										
6001 OTHER FINANCING SOURCES	0.00	0.00	0	0.00	0	0.00	0	0.00	2,160.00	2,160.00
TOTAL OTHER FINANCING SOURCES (USES)	0.00	0.00		0.00		0.00		0.00	2,160.00	2,160.00
NET CHANGE IN FUND BALANCE	0.00	-4,720.00		0.00		0.00		0.00	2,160.00	2,160.00



FUND DEPT 3105-021 : CAPITAL ASSET REPLCMT FND - BOARD OF REVIEW

12/13/2024 2:13:37 PM

PERIOD ENDING 11/30/2024

	ACTUAL LAST YEAR			ACTUAL THIS YEAR				ENCUMBRANCE	BUDGET	UNENCUMBERED BALANCE
	CURRENT MONTH	YEAR TO DATE	%	CURRENT MONTH	%	YEAR TO DATE	%			
EXPENDITURES										
TOTAL EXPENDITURES	0.00	0.00	0	0.00	0	0.00	0	0.00	0.00	0.00
OTHER FINANCING SOURCES (USES)										
6001 OTHER FINANCING SOURCES	0.00	0.00	0	0.00	0	0.00	0	0.00	2,025.00	2,025.00
TOTAL OTHER FINANCING SOURCES (USES)	0.00	0.00		0.00		0.00		0.00	2,025.00	2,025.00
NET CHANGE IN FUND BALANCE	0.00	0.00		0.00		0.00		0.00	2,025.00	2,025.00



FUND DEPT 3105-022 : CAPITAL ASSET REPLCMT FND - COUNTY CLERK

12/13/2024 2:13:37 PM

PERIOD ENDING 11/30/2024

	ACTUAL LAST YEAR			ACTUAL THIS YEAR				ENCUMBRANCE	BUDGET	UNENCUMBERED BALANCE
	CURRENT MONTH	YEAR TO DATE	%	CURRENT MONTH	%	YEAR TO DATE	%			
EXPENDITURES										
TOTAL EXPENDITURES	0.00	0.00	0	0.00	0	0.00	0	0.00	0.00	0.00
OTHER FINANCING SOURCES (USES)										
6001 OTHER FINANCING SOURCES	0.00	0.00	0	0.00	0	0.00	0	0.00	12,500.00	12,500.00
TOTAL OTHER FINANCING SOURCES (USES)	0.00	0.00		0.00		0.00		0.00	12,500.00	12,500.00
NET CHANGE IN FUND BALANCE	0.00	0.00		0.00		0.00		0.00	12,500.00	12,500.00



FUND DEPT 3105-025 : CAPITAL ASSET REPLCMT FND - SUPERVISOR OF ASSESSMENT

12/13/2024 2:13:37 PM

PERIOD ENDING 11/30/2024

	ACTUAL LAST YEAR			ACTUAL THIS YEAR				ENCUMBRANCE	BUDGET	UNENCUMBERED BALANCE
	CURRENT MONTH	YEAR TO DATE	%	CURRENT MONTH	%	YEAR TO DATE	%			
EXPENDITURES										
5010 COMMODITIES	0.00	5,971.00	76	0.00	0	0.00	0	0.00	1,950.00	1,950.00
5020 SERVICES	0.00	5,852.21	98	0.00	0	22,604.17	100	0.00	22,605.00	0.83
TOTAL EXPENDITURES	0.00	11,823.21	85	0.00	0	22,604.17	92	0.00	24,555.00	1,950.83
OTHER FINANCING SOURCES (USES)										
6001 OTHER FINANCING SOURCES	0.00	0.00	0	0.00	0	0.00	0	0.00	27,048.00	27,048.00
TOTAL OTHER FINANCING SOURCES (USES)	0.00	0.00		0.00		0.00		0.00	27,048.00	27,048.00
NET CHANGE IN FUND BALANCE	0.00	-11,823.21		0.00		-22,604.17		0.00	2,493.00	25,097.17




FUND DEPT 3105-026 : CAPITAL ASSET REPLCMT FND - COUNTY TREASURER

12/13/2024 2:13:37 PM

PERIOD ENDING 11/30/2024

	ACTUAL LAST YEAR			ACTUAL THIS YEAR				ENCUMBRANCE	BUDGET	UNENCUMBERED BALANCE
	CURRENT MONTH	YEAR TO DATE	%	CURRENT MONTH	%	YEAR TO DATE	%			
EXPENDITURES										
5010 COMMODITIES	0.00	8,908.00	75	0.00	0	0.00	0	0.00	2,992.00	2,992.00
TOTAL EXPENDITURES	0.00	8,908.00	75	0.00	0	0.00	0	0.00	2,992.00	2,992.00
OTHER FINANCING SOURCES (USES)										
TOTAL OTHER FINANCING SOURCES (USES)	0.00	0.00		0.00		0.00		0.00	0.00	0.00
NET CHANGE IN FUND BALANCE	0.00	-8,908.00		0.00		0.00		0.00	-2,992.00	-2,992.00



FUND DEPT 3105-028 : CAPITAL ASSET REPLCMT FND - INFORMATION TECHNOLOGY (IT)

12/13/2024 2:13:37 PM

PERIOD ENDING 11/30/2024

	ACTUAL LAST YEAR			ACTUAL THIS YEAR				ENCUMBRANCE	BUDGET	UNENCUMBERED BALANCE
	CURRENT MONTH	YEAR TO DATE	%	CURRENT MONTH	%	YEAR TO DATE	%			
REVENUES										
4009 MISCELLANEOUS REVENUES	0.00	35,205.31	0	0.00	0	0.00	0	0.00	0.00	0.00
TOTAL REVENUES	0.00	35,205.31	0	0.00	0	0.00	0	0.00	0.00	0.00
EXPENDITURES										
5010 COMMODITIES	298.74	174,046.65	97	0.00	0	0.00	0	0.00	5,460.00	5,460.00
5020 SERVICES	20,910.00	585,310.38	68	15,937.48	2	621,979.98	68	0.00	910,994.00	289,014.02
8000 CAPITAL OUTLAY	157,942.54	284,296.56	40	0.00	0	76,940.50	24	230,102.26	325,871.96	18,829.20
TOTAL EXPENDITURES	179,151.28	1,043,653.59	60	15,937.48	1	698,920.48	56	230,102.26	1,242,325.96	313,303.22
OTHER FINANCING SOURCES (USES)										
6001 OTHER FINANCING SOURCES	0.00	0.00	0	0.00	0	0.00	0	0.00	734,418.00	734,418.00
TOTAL OTHER FINANCING SOURCES (USES)	0.00	0.00		0.00		0.00		0.00	734,418.00	734,418.00
NET CHANGE IN FUND BALANCE	-179,151.28	-1,008,448.28		-15,937.48		-698,920.48		-230,102.26	-507,907.96	421,114.78



FUND DEPT 3105-036 : CAPITAL ASSET REPLCMT FND - PUBLIC DEFENDER

12/13/2024 2:13:37 PM

PERIOD ENDING 11/30/2024

	ACTUAL LAST YEAR			ACTUAL THIS YEAR				ENCUMBRANCE	BUDGET	UNENCUMBERED BALANCE
	CURRENT MONTH	YEAR TO DATE	%	CURRENT MONTH	%	YEAR TO DATE	%			
EXPENDITURES										
5010 COMMODITIES	0.00	6,255.00	84	0.00	0	0.00	0	0.00	2,400.00	2,400.00
5020 SERVICES	0.00	0.00	0	0.00	0	0.00	0	0.00	1,035.00	1,035.00
8000 CAPITAL OUTLAY	0.00	0.00	0	0.00	0	27,042.00	90	0.00	30,000.00	2,958.00
TOTAL EXPENDITURES	0.00	6,255.00	84	0.00	0	27,042.00	81	0.00	33,435.00	6,393.00
OTHER FINANCING SOURCES (USES)										
6001 OTHER FINANCING SOURCES	0.00	0.00	0	0.00	0	0.00	0	0.00	45,993.00	45,993.00
TOTAL OTHER FINANCING SOURCES (USES)	0.00	0.00		0.00		0.00		0.00	45,993.00	45,993.00
NET CHANGE IN FUND BALANCE	0.00	-6,255.00		0.00		-27,042.00		0.00	12,558.00	39,600.00



FUND DEPT 3105-040 : CAPITAL ASSET REPLCMT FND - SHERIFF

12/13/2024 2:13:37 PM

PERIOD ENDING 11/30/2024

	ACTUAL LAST YEAR			ACTUAL THIS YEAR				ENCUMBRANCE	BUDGET	UNENCUMBERED BALANCE
	CURRENT MONTH	YEAR TO DATE	%	CURRENT MONTH	%	YEAR TO DATE	%			
EXPENDITURES										
5010 COMMODITIES	0.00	5,948.04	21	0.00	0	10,910.15	39	0.00	28,160.00	17,249.85
5020 SERVICES	0.00	25,560.00	75	0.00	0	35,102.40	98	0.00	36,000.00	897.60
TOTAL EXPENDITURES	0.00	31,508.04	50	0.00	0	46,012.55	72	0.00	64,160.00	18,147.45
OTHER FINANCING SOURCES (USES)										
6001 OTHER FINANCING SOURCES	0.00	0.00	0	0.00	0	0.00	0	0.00	254,738.00	254,738.00
TOTAL OTHER FINANCING SOURCES (USES)	0.00	0.00		0.00		0.00		0.00	254,738.00	254,738.00
NET CHANGE IN FUND BALANCE	0.00	-31,508.04		0.00		-46,012.55		0.00	190,578.00	236,590.55



FUND DEPT 3105-041 : CAPITAL ASSET REPLCMT FND - STATES ATTORNEY

12/13/2024 2:13:37 PM

PERIOD ENDING 11/30/2024

	ACTUAL LAST YEAR			ACTUAL THIS YEAR				ENCUMBRANCE	BUDGET	UNENCUMBERED BALANCE
	CURRENT MONTH	YEAR TO DATE	%	CURRENT MONTH	%	YEAR TO DATE	%			
EXPENDITURES										
5010 COMMODITIES	0.00	0.00	0	0.00	0	0.00	0	0.00	7,750.00	7,750.00
TOTAL EXPENDITURES	0.00	0.00	0	0.00	0	0.00	0	0.00	7,750.00	7,750.00
OTHER FINANCING SOURCES (USES)										
6001 OTHER FINANCING SOURCES	0.00	0.00	0	0.00	0	0.00	0	0.00	25,970.00	25,970.00
TOTAL OTHER FINANCING SOURCES (USES)	0.00	0.00		0.00		0.00		0.00	25,970.00	25,970.00
NET CHANGE IN FUND BALANCE	0.00	0.00		0.00		0.00		0.00	18,220.00	18,220.00




FUND DEPT 3105-042 : CAPITAL ASSET REPLCMT FND - CORONER

12/13/2024 2:13:37 PM

PERIOD ENDING 11/30/2024

	ACTUAL LAST YEAR			ACTUAL THIS YEAR				ENCUMBRANCE	BUDGET	UNENCUMBERED BALANCE
	CURRENT MONTH	YEAR TO DATE	%	CURRENT MONTH	%	YEAR TO DATE	%			
EXPENDITURES										
<i>TOTAL EXPENDITURES</i>	<i>0.00</i>	<i>0.00</i>	<i>0</i>	<i>0.00</i>	<i>0</i>	<i>0.00</i>	<i>0</i>	<i>0.00</i>	<i>0.00</i>	<i>0.00</i>
OTHER FINANCING SOURCES (USES)										
<i>TOTAL OTHER FINANCING SOURCES (USES)</i>	<i>0.00</i>	<i>0.00</i>		<i>0.00</i>		<i>0.00</i>		<i>0.00</i>	<i>0.00</i>	<i>0.00</i>
NET CHANGE IN FUND BALANCE	0.00	0.00		0.00		0.00		0.00	0.00	0.00



PERIOD ENDING 11/30/2024

	ACTUAL LAST YEAR			ACTUAL THIS YEAR				ENCUMBRANCE	BUDGET	UNENCUMBERED BALANCE
	CURRENT MONTH	YEAR TO DATE	%	CURRENT MONTH	%	YEAR TO DATE	%			
EXPENDITURES										
5010 COMMODITIES	0.00	1,180.00	28	0.00	0	0.00	0	0.00	49,200.00	49,200.00
8000 CAPITAL OUTLAY	0.00	0.00	0	0.00	0	35,000.00	49	0.00	71,000.00	36,000.00
TOTAL EXPENDITURES	0.00	1,180.00	1	0.00	0	35,000.00	29	0.00	120,200.00	85,200.00
OTHER FINANCING SOURCES (USES)										
6001 OTHER FINANCING SOURCES	0.00	0.00	0	0.00	0	0.00	0	0.00	2,840.00	2,840.00
TOTAL OTHER FINANCING SOURCES (USES)	0.00	0.00		0.00		0.00		0.00	2,840.00	2,840.00
NET CHANGE IN FUND BALANCE	0.00	-1,180.00		0.00		-35,000.00		0.00	-117,360.00	-82,360.00



FUND DEPT 3105-051 : CAPITAL ASSET REPLCMT FND - JUVENILE DETENTION CENTER

12/13/2024 2:13:37 PM

PERIOD ENDING 11/30/2024

	ACTUAL LAST YEAR			ACTUAL THIS YEAR				ENCUMBRANCE	BUDGET	UNENCUMBERED BALANCE
	CURRENT MONTH	YEAR TO DATE	%	CURRENT MONTH	%	YEAR TO DATE	%			
EXPENDITURES										
5010 COMMODITIES	0.00	6,369.00	50	0.00	0	0.00	0	0.00	9,565.00	9,565.00
5020 SERVICES	0.00	3,995.00	57	0.00	0	11,738.00	60	0.00	19,551.00	7,813.00
8000 CAPITAL OUTLAY	0.00	15,135.61	24	0.00	0	10,540.00	19	10,540.00	54,500.00	33,420.00
TOTAL EXPENDITURES	0.00	25,499.61	31	0.00	0	22,278.00	27	10,540.00	83,616.00	50,798.00
OTHER FINANCING SOURCES (USES)										
6001 OTHER FINANCING SOURCES	0.00	0.00	0	0.00	0	0.00	0	0.00	72,010.00	72,010.00
TOTAL OTHER FINANCING SOURCES (USES)	0.00	0.00		0.00		0.00		0.00	72,010.00	72,010.00
NET CHANGE IN FUND BALANCE	0.00	-25,499.61		0.00		-22,278.00		-10,540.00	-11,606.00	21,212.00



FUND DEPT 3105-052 : CAPITAL ASSET REPLCMT FND - COURT SERVICES -PROBATION

12/13/2024 2:13:37 PM

PERIOD ENDING 11/30/2024

	ACTUAL LAST YEAR			ACTUAL THIS YEAR				ENCUMBRANCE	BUDGET	UNENCUMBERED BALANCE
	CURRENT MONTH	YEAR TO DATE	%	CURRENT MONTH	%	YEAR TO DATE	%			
EXPENDITURES										
5010 COMMODITIES	0.00	43,720.00	53	0.00	0	0.00	0	0.00	14,575.00	14,575.00
TOTAL EXPENDITURES	0.00	43,720.00	48	0.00	0	0.00	0	0.00	14,575.00	14,575.00
OTHER FINANCING SOURCES (USES)										
6001 OTHER FINANCING SOURCES	0.00	0.00	0	0.00	0	0.00	0	0.00	3,572.00	3,572.00
TOTAL OTHER FINANCING SOURCES (USES)	0.00	0.00		0.00		0.00		0.00	3,572.00	3,572.00
NET CHANGE IN FUND BALANCE	0.00	-43,720.00		0.00		0.00		0.00	-11,003.00	-11,003.00



FUND DEPT 3105-059 : CAPITAL ASSET REPLCMT FND - FACILITIES PLANNING

12/13/2024 2:13:37 PM

PERIOD ENDING 11/30/2024

	ACTUAL LAST YEAR			ACTUAL THIS YEAR				ENCUMBRANCE	BUDGET	UNENCUMBERED BALANCE
	CURRENT MONTH	YEAR TO DATE	%	CURRENT MONTH	%	YEAR TO DATE	%			
REVENUES										
4008 INVESTMENT EARNINGS	307,385.41	1,118,614.92	0	2,696.74	0	389,185.92	0	0.00	0.00	-389,185.92
4009 MISCELLANEOUS REVENUES	0.00	130,995.62	0	0.00	0	36,255.00	0	0.00	0.00	-36,255.00
TOTAL REVENUES	307,385.41	1,249,610.54	0	2,696.74	0	425,440.92	0	0.00	0.00	-425,440.92
EXPENDITURES										
5020 SERVICES	0.00	44,687.01	13	935.19	1	35,736.21	36	0.00	100,000.00	64,263.79
8000 CAPITAL OUTLAY	2,159,699.05	19,853,745.99	42	221,861.09	1	14,608,569.91	59	0.00	24,737,259.00	10,128,689.09
TOTAL EXPENDITURES	2,159,699.05	19,898,433.00	42	222,796.28	1	14,644,306.12	59	0.00	24,837,259.00	10,192,952.88
OTHER FINANCING SOURCES (USES)										
6001 OTHER FINANCING SOURCES	0.00	0.00	0	0.00	0	0.00	0	0.00	8,533,357.00	8,533,357.00
TOTAL OTHER FINANCING SOURCES (USES)	0.00	0.00		0.00		0.00		0.00	8,533,357.00	8,533,357.00
NET CHANGE IN FUND BALANCE	-1,852,313.64	-18,648,822.46		-220,099.54		-14,218,865.20		0.00	-16,303,902.00	-2,085,036.80



PERIOD ENDING 11/30/2024

	ACTUAL LAST YEAR			ACTUAL THIS YEAR				ENCUMBRANCE	BUDGET	UNENCUMBERED BALANCE
	CURRENT MONTH	YEAR TO DATE	%	CURRENT MONTH	%	YEAR TO DATE	%			
EXPENDITURES										
5010 COMMODITIES	0.00	4,638.00	6	0.00	0	2,150.15	8	0.00	25,600.00	23,449.85
8000 CAPITAL OUTLAY	0.00	0.00	0	0.00	0	230,707.18	77	0.00	299,678.00	68,970.82
TOTAL EXPENDITURES	0.00	4,638.00	3	0.00	0	232,857.33	72	0.00	325,278.00	92,420.67
OTHER FINANCING SOURCES (USES)										
6001 OTHER FINANCING SOURCES	0.00	0.00	0	0.00	0	0.00	0	0.00	141,463.00	141,463.00
TOTAL OTHER FINANCING SOURCES (USES)	0.00	0.00		0.00		0.00		0.00	141,463.00	141,463.00
NET CHANGE IN FUND BALANCE	0.00	-4,638.00		0.00		-232,857.33		0.00	-183,815.00	49,042.33



FUND DEPT 3105-075 : CAPITAL ASSET REPLCMT FND - GENERAL COUNTY

12/13/2024 2:13:37 PM

PERIOD ENDING 11/30/2024

	ACTUAL LAST YEAR			ACTUAL THIS YEAR				ENCUMBRANCE	BUDGET	UNENCUMBERED BALANCE
	CURRENT MONTH	YEAR TO DATE	%	CURRENT MONTH	%	YEAR TO DATE	%			
OTHER FINANCING SOURCES (USES)										
TOTAL OTHER FINANCING SOURCES (USES)	<i>0.00</i>	<i>0.00</i>		<i>0.00</i>		<i>0.00</i>		<i>0.00</i>	<i>0.00</i>	<i>0.00</i>
NET CHANGE IN FUND BALANCE	0.00	0.00		0.00		0.00		0.00	0.00	0.00




FUND DEPT 3105-077 : CAPITAL ASSET REPLCMT FND - ZONING AND ENFORCE (P&Z)

12/13/2024 2:13:37 PM

PERIOD ENDING 11/30/2024

	ACTUAL LAST YEAR			ACTUAL THIS YEAR				ENCUMBRANCE	BUDGET	UNENCUMBERED BALANCE
	CURRENT MONTH	YEAR TO DATE	%	CURRENT MONTH	%	YEAR TO DATE	%			
EXPENDITURES										
5010 COMMODITIES	0.00	1,938.00	50	0.00	0	0.00	0	0.00	1,350.00	1,350.00
5020 SERVICES	0.00	0.00	0	0.00	0	0.00	0	0.00	56,293.00	56,293.00
TOTAL EXPENDITURES	0.00	1,938.00	6	0.00	0	0.00	0	0.00	57,643.00	57,643.00
OTHER FINANCING SOURCES (USES)										
6001 OTHER FINANCING SOURCES	0.00	0.00	0	0.00	0	0.00	0	0.00	28,784.00	28,784.00
TOTAL OTHER FINANCING SOURCES (USES)	0.00	0.00		0.00		0.00		0.00	28,784.00	28,784.00
NET CHANGE IN FUND BALANCE	0.00	-1,938.00		0.00		0.00		0.00	-28,859.00	-28,859.00



FUND DEPT 3105-140 : CAPITAL ASSET REPLCMT FND - CORRECTIONAL CENTER

12/13/2024 2:13:37 PM

PERIOD ENDING 11/30/2024

	ACTUAL LAST YEAR			ACTUAL THIS YEAR				ENCUMBRANCE	BUDGET	UNENCUMBERED BALANCE
	CURRENT MONTH	YEAR TO DATE	%	CURRENT MONTH	%	YEAR TO DATE	%			
EXPENDITURES										
5010 COMMODITIES	0.00	969.00	3	0.00	0	0.00	0	0.00	23,468.00	23,468.00
5020 SERVICES	0.00	87,850.18	59	0.00	0	108,473.42	78	0.00	138,361.00	29,887.58
8000 CAPITAL OUTLAY	0.00	0.00	0	0.00	0	15,270.00	5	0.00	296,634.00	281,364.00
TOTAL EXPENDITURES	0.00	88,819.18	22	0.00	0	123,743.42	27	0.00	458,463.00	334,719.58
OTHER FINANCING SOURCES (USES)										
6001 OTHER FINANCING SOURCES	0.00	0.00	0	0.00	0	0.00	0	0.00	205,582.00	205,582.00
TOTAL OTHER FINANCING SOURCES (USES)	0.00	0.00		0.00		0.00		0.00	205,582.00	205,582.00
NET CHANGE IN FUND BALANCE	0.00	-88,819.18		0.00		-123,743.42		0.00	-252,881.00	-129,137.58



FUND DEPT 3303-010 : COURT COMPLEX CONSTR FUND - COUNTY BOARD

12/13/2024 2:13:37 PM

PERIOD ENDING 11/30/2024

	ACTUAL LAST YEAR			ACTUAL THIS YEAR				ENCUMBRANCE	BUDGET	UNENCUMBERED BALANCE
	CURRENT MONTH	YEAR TO DATE	%	CURRENT MONTH	%	YEAR TO DATE	%			
REVENUES										
4008 INVESTMENT EARNINGS	-175.78	592.19	118 4	0.16	0	602.35	402	0.00	150.00	-452.35
TOTAL REVENUES	-175.78	592.19	118 4	0.16	0	602.35	402	0.00	150.00	-452.35
EXPENDITURES										
5020 SERVICES	0.00	0.00	0	0.00	0	0.00	0	0.00	17,751.00	17,751.00
TOTAL EXPENDITURES	0.00	0.00	0	0.00	0	0.00	0	0.00	17,751.00	17,751.00
OTHER FINANCING SOURCES (USES)										
TOTAL OTHER FINANCING SOURCES (USES)	0.00	0.00		0.00		0.00		0.00	0.00	0.00
NET CHANGE IN FUND BALANCE	-175.78	592.19		0.16		602.35		0.00	-17,601.00	-18,203.35



FUND DEPT 4074-010 : 2003 NURS HM BOND DBT SRV - COUNTY BOARD

12/13/2024 2:13:37 PM

PERIOD ENDING 11/30/2024

	ACTUAL LAST YEAR			ACTUAL THIS YEAR				ENCUMBRANCE	BUDGET	UNENCUMBERED BALANCE
	CURRENT MONTH	YEAR TO DATE	%	CURRENT MONTH	%	YEAR TO DATE	%			
REVENUES										
TOTAL REVENUES	0.00	0.00	0	0.00	0	0.00	0	0.00	0.00	0.00
EXPENDITURES										
TOTAL EXPENDITURES	0.00	0.00	0	0.00	0	0.00	0	0.00	0.00	0.00
OTHER FINANCING SOURCES (USES)										
TOTAL OTHER FINANCING SOURCES (USES)	0.00	0.00		0.00		0.00		0.00	0.00	0.00
NET CHANGE IN FUND BALANCE	0.00	0.00		0.00		0.00		0.00	0.00	0.00



FUND DEPT 4350-010 : HWY FACIL BOND DEBT SERVICE - COUNTY BOARD

12/13/2024 2:13:37 PM

PERIOD ENDING 11/30/2024

	ACTUAL LAST YEAR			ACTUAL THIS YEAR				ENCUMBRANCE	BUDGET	UNENCUMBERED BALANCE
	CURRENT MONTH	YEAR TO DATE	%	CURRENT MONTH	%	YEAR TO DATE	%			
REVENUES										
TOTAL REVENUES	0.00	0.00	0	0.00	0	0.00	0	0.00	0.00	0.00
OTHER FINANCING SOURCES (USES)										
TOTAL OTHER FINANCING SOURCES (USES)	0.00	0.00		0.00		0.00		0.00	0.00	0.00
NET CHANGE IN FUND BALANCE	0.00	0.00		0.00		0.00		0.00	0.00	0.00



FUND DEPT 5081-075 : NURSING HOME - GENERAL COUNTY

12/13/2024 2:13:37 PM

PERIOD ENDING 11/30/2024

	ACTUAL LAST YEAR			ACTUAL THIS YEAR				ENCUMBRANCE	BUDGET	UNENCUMBERED BALANCE
	CURRENT MONTH	YEAR TO DATE	%	CURRENT MONTH	%	YEAR TO DATE	%			
OTHER FINANCING SOURCES (USES)										
TOTAL OTHER FINANCING SOURCES (USES)	<i>0.00</i>	<i>0.00</i>		<i>0.00</i>		<i>0.00</i>		<i>0.00</i>	<i>0.00</i>	<i>0.00</i>
NET CHANGE IN FUND BALANCE	0.00	0.00		0.00		0.00		0.00	0.00	0.00



FUND DEPT 5081-120 : NURSING HOME - EMPLOYEE GROUP INSURANCE

12/13/2024 2:13:37 PM

PERIOD ENDING 11/30/2024

	ACTUAL LAST YEAR			ACTUAL THIS YEAR				ENCUMBRANCE	BUDGET	UNENCUMBERED BALANCE
	CURRENT MONTH	YEAR TO DATE	%	CURRENT MONTH	%	YEAR TO DATE	%			
OTHER FINANCING SOURCES (USES)										
TOTAL OTHER FINANCING SOURCES (USES)	<i>0.00</i>	<i>0.00</i>		<i>0.00</i>		<i>0.00</i>		<i>0.00</i>	<i>0.00</i>	<i>0.00</i>
NET CHANGE IN FUND BALANCE	0.00	0.00		0.00		0.00		0.00	0.00	0.00



FUND DEPT 5081-405 : NURSING HOME - NURSING HOME TRANSITION

12/13/2024 2:13:37 PM

PERIOD ENDING 11/30/2024

	ACTUAL LAST YEAR			ACTUAL THIS YEAR				ENCUMBRANCE	BUDGET	UNENCUMBERED BALANCE
	CURRENT MONTH	YEAR TO DATE	%	CURRENT MONTH	%	YEAR TO DATE	%			
REVENUES										
TOTAL REVENUES	0.00	0.00	0	0.00	0	0.00	0	0.00	0.00	0.00
EXPENDITURES										
TOTAL EXPENDITURES	0.00	0.00	0	0.00	0	0.00	0	0.00	0.00	0.00
OTHER FINANCING SOURCES (USES)										
TOTAL OTHER FINANCING SOURCES (USES)	0.00	0.00		0.00		0.00		0.00	0.00	0.00
NET CHANGE IN FUND BALANCE	0.00	0.00		0.00		0.00		0.00	0.00	0.00



FUND DEPT 5081-410 : NURSING HOME - ADMINISTRATIVE

12/13/2024 2:13:37 PM

PERIOD ENDING 11/30/2024

	ACTUAL LAST YEAR			ACTUAL THIS YEAR				ENCUMBRANCE	BUDGET	UNENCUMBERED BALANCE
	CURRENT MONTH	YEAR TO DATE	%	CURRENT MONTH	%	YEAR TO DATE	%			
REVENUES										
4008 INVESTMENT EARNINGS	438.20	4,430.60	110.8	0.00	0	2,665.63	106.6	0.00	250.00	-2,415.63
4009 MISCELLANEOUS REVENUES	0.00	-116,416.22	0	0.00	0	0.00	0	0.00	0.00	0.00
TOTAL REVENUES	438.20	-111,985.62	279.96	0.00	0	2,665.63	106.6	0.00	250.00	-2,415.63
EXPENDITURES										
5020 SERVICES	3,622.50	121,816.29	74	0.00	0	33,194.80	29	0.00	114,057.00	80,862.20
TOTAL EXPENDITURES	3,622.50	121,816.29	74	0.00	0	33,194.80	29	0.00	114,057.00	80,862.20
OTHER FINANCING SOURCES (USES)										
TOTAL OTHER FINANCING SOURCES (USES)	0.00	0.00		0.00		0.00		0.00	0.00	0.00
NET CHANGE IN FUND BALANCE	-3,184.30	-233,801.91		0.00		-30,529.17		0.00	-113,807.00	-83,277.83



FUND DEPT 5081-415 : NURSING HOME - ENVIRONMENTAL SERVICES

12/13/2024 2:13:37 PM

PERIOD ENDING 11/30/2024

	ACTUAL LAST YEAR			ACTUAL THIS YEAR				ENCUMBRANCE	BUDGET	UNENCUMBERED BALANCE
	CURRENT MONTH	YEAR TO DATE	%	CURRENT MONTH	%	YEAR TO DATE	%			
EXPENDITURES										
TOTAL EXPENDITURES	0.00	0.00	0	0.00	0	0.00	0	0.00	0.00	0.00
NET CHANGE IN FUND BALANCE	0.00	0.00		0.00		0.00		0.00	0.00	0.00



FUND DEPT 5081-420 : NURSING HOME - LAUNDRY

12/13/2024 2:13:37 PM

PERIOD ENDING 11/30/2024

	ACTUAL LAST YEAR			ACTUAL THIS YEAR				ENCUMBRANCE	BUDGET	UNENCUMBERED BALANCE
	CURRENT MONTH	YEAR TO DATE	%	CURRENT MONTH	%	YEAR TO DATE	%			
EXPENDITURES										
TOTAL EXPENDITURES	0.00	0.00	0	0.00	0	0.00	0	0.00	0.00	0.00
NET CHANGE IN FUND BALANCE	0.00	0.00		0.00		0.00		0.00	0.00	0.00



FUND DEPT 5081-425 : NURSING HOME - MAINTENANCE

12/13/2024 2:13:37 PM

PERIOD ENDING 11/30/2024

	ACTUAL LAST YEAR			ACTUAL THIS YEAR				ENCUMBRANCE	BUDGET	UNENCUMBERED BALANCE
	CURRENT MONTH	YEAR TO DATE	%	CURRENT MONTH	%	YEAR TO DATE	%			
EXPENDITURES										
TOTAL EXPENDITURES	0.00	0.00	0	0.00	0	0.00	0	0.00	0.00	0.00
NET CHANGE IN FUND BALANCE	0.00	0.00		0.00		0.00		0.00	0.00	0.00



FUND DEPT 5081-430 : NURSING HOME - NURSING SERVICES

12/13/2024 2:13:37 PM

PERIOD ENDING 11/30/2024

	ACTUAL LAST YEAR			ACTUAL THIS YEAR				ENCUMBRANCE	BUDGET	UNENCUMBERED BALANCE
	CURRENT MONTH	YEAR TO DATE	%	CURRENT MONTH	%	YEAR TO DATE	%			
EXPENDITURES										
TOTAL EXPENDITURES	0.00	0.00	0	0.00	0	0.00	0	0.00	0.00	0.00
NET CHANGE IN FUND BALANCE	0.00	0.00		0.00		0.00		0.00	0.00	0.00



FUND DEPT 5081-440 : NURSING HOME - ACTIVITIES

12/13/2024 2:13:37 PM

PERIOD ENDING 11/30/2024

	ACTUAL LAST YEAR			ACTUAL THIS YEAR				ENCUMBRANCE	BUDGET	UNENCUMBERED BALANCE
	CURRENT MONTH	YEAR TO DATE	%	CURRENT MONTH	%	YEAR TO DATE	%			
EXPENDITURES										
TOTAL EXPENDITURES	0.00	0.00	0	0.00	0	0.00	0	0.00	0.00	0.00
NET CHANGE IN FUND BALANCE	0.00	0.00		0.00		0.00		0.00	0.00	0.00



FUND DEPT 5081-441 : NURSING HOME - SOCIAL SERVICES

12/13/2024 2:13:37 PM

PERIOD ENDING 11/30/2024

	ACTUAL LAST YEAR			ACTUAL THIS YEAR				ENCUMBRANCE	BUDGET	UNENCUMBERED BALANCE
	CURRENT MONTH	YEAR TO DATE	%	CURRENT MONTH	%	YEAR TO DATE	%			
EXPENDITURES										
TOTAL EXPENDITURES	0.00	0.00	0	0.00	0	0.00	0	0.00	0.00	0.00
NET CHANGE IN FUND BALANCE	0.00	0.00		0.00		0.00		0.00	0.00	0.00



FUND DEPT 5081-445 : NURSING HOME - PHYSICAL THERAPY

12/13/2024 2:13:37 PM

PERIOD ENDING 11/30/2024

	ACTUAL LAST YEAR			ACTUAL THIS YEAR				ENCUMBRANCE	BUDGET	UNENCUMBERED BALANCE
	CURRENT MONTH	YEAR TO DATE	%	CURRENT MONTH	%	YEAR TO DATE	%			
EXPENDITURES										
TOTAL EXPENDITURES	0.00	0.00	0	0.00	0	0.00	0	0.00	0.00	0.00
NET CHANGE IN FUND BALANCE	0.00	0.00		0.00		0.00		0.00	0.00	0.00




FUND DEPT 5081-446 : NURSING HOME - OCCUPATIONAL THERAPY

12/13/2024 2:13:37 PM

PERIOD ENDING 11/30/2024

	ACTUAL LAST YEAR			ACTUAL THIS YEAR				ENCUMBRANCE	BUDGET	UNENCUMBERED BALANCE
	CURRENT MONTH	YEAR TO DATE	%	CURRENT MONTH	%	YEAR TO DATE	%			
EXPENDITURES										
TOTAL EXPENDITURES	0.00	0.00	0	0.00	0	0.00	0	0.00	0.00	0.00
NET CHANGE IN FUND BALANCE	0.00	0.00		0.00		0.00		0.00	0.00	0.00



FUND DEPT 5081-447 : NURSING HOME - RESPIRATORY THERAPY

12/13/2024 2:13:37 PM

PERIOD ENDING 11/30/2024

	ACTUAL LAST YEAR			ACTUAL THIS YEAR				ENCUMBRANCE	BUDGET	UNENCUMBERED BALANCE
	CURRENT MONTH	YEAR TO DATE	%	CURRENT MONTH	%	YEAR TO DATE	%			
EXPENDITURES										
TOTAL EXPENDITURES	0.00	0.00	0	0.00	0	0.00	0	0.00	0.00	0.00
NET CHANGE IN FUND BALANCE	0.00	0.00		0.00		0.00		0.00	0.00	0.00



FUND DEPT 5081-448 : NURSING HOME - SPEECH THERAPY

12/13/2024 2:13:37 PM

PERIOD ENDING 11/30/2024

	ACTUAL LAST YEAR			ACTUAL THIS YEAR				ENCUMBRANCE	BUDGET	UNENCUMBERED BALANCE
	CURRENT MONTH	YEAR TO DATE	%	CURRENT MONTH	%	YEAR TO DATE	%			
EXPENDITURES										
TOTAL EXPENDITURES	0.00	0.00	0	0.00	0	0.00	0	0.00	0.00	0.00
NET CHANGE IN FUND BALANCE	0.00	0.00		0.00		0.00		0.00	0.00	0.00



FUND DEPT 5081-450 : NURSING HOME - DIETARY

12/13/2024 2:13:37 PM

PERIOD ENDING 11/30/2024

	ACTUAL LAST YEAR			ACTUAL THIS YEAR				ENCUMBRANCE	BUDGET	UNENCUMBERED BALANCE
	CURRENT MONTH	YEAR TO DATE	%	CURRENT MONTH	%	YEAR TO DATE	%			
EXPENDITURES										
TOTAL EXPENDITURES	0.00	0.00	0	0.00	0	0.00	0	0.00	0.00	0.00
NET CHANGE IN FUND BALANCE	0.00	0.00		0.00		0.00		0.00	0.00	0.00



FUND DEPT 5081-455 : NURSING HOME - BEAUTY SHOP

12/13/2024 2:13:37 PM

PERIOD ENDING 11/30/2024

	ACTUAL LAST YEAR			ACTUAL THIS YEAR				ENCUMBRANCE	BUDGET	UNENCUMBERED BALANCE
	CURRENT MONTH	YEAR TO DATE	%	CURRENT MONTH	%	YEAR TO DATE	%			
EXPENDITURES										
TOTAL EXPENDITURES	0.00	0.00	0	0.00	0	0.00	0	0.00	0.00	0.00
NET CHANGE IN FUND BALANCE	0.00	0.00		0.00		0.00		0.00	0.00	0.00




FUND DEPT 5081-460 : NURSING HOME - ADULT DAY CARE

12/13/2024 2:13:37 PM

PERIOD ENDING 11/30/2024

	ACTUAL LAST YEAR			ACTUAL THIS YEAR				ENCUMBRANCE	BUDGET	UNENCUMBERED BALANCE
	CURRENT MONTH	YEAR TO DATE	%	CURRENT MONTH	%	YEAR TO DATE	%			
EXPENDITURES										
TOTAL EXPENDITURES	0.00	0.00	0	0.00	0	0.00	0	0.00	0.00	0.00
NET CHANGE IN FUND BALANCE	0.00	0.00		0.00		0.00		0.00	0.00	0.00



FUND DEPT 5081-462 : NURSING HOME - ALZHEIMERS UNIT

12/13/2024 2:13:37 PM

PERIOD ENDING 11/30/2024

	ACTUAL LAST YEAR			ACTUAL THIS YEAR				ENCUMBRANCE	BUDGET	UNENCUMBERED BALANCE
	CURRENT MONTH	YEAR TO DATE	%	CURRENT MONTH	%	YEAR TO DATE	%			
EXPENDITURES										
TOTAL EXPENDITURES	0.00	0.00	0	0.00	0	0.00	0	0.00	0.00	0.00
NET CHANGE IN FUND BALANCE	0.00	0.00		0.00		0.00		0.00	0.00	0.00




FUND DEPT 6476-118 : SELF-FUNDED INSURANCE - PROPERTY/LIABILITY INSUR

12/13/2024 2:13:37 PM

PERIOD ENDING 11/30/2024

	ACTUAL LAST YEAR			ACTUAL THIS YEAR				ENCUMBRANCE	BUDGET	UNENCUMBERED BALANCE
	CURRENT MONTH	YEAR TO DATE	%	CURRENT MONTH	%	YEAR TO DATE	%			
REVENUES										
4007 CHARGES FOR SERVICES	0.00	0.00	0	0.00	0	0.00	0	0.00	1,774,072.00	1,774,072.00
4009 MISCELLANEOUS REVENUES	0.00	678.50	0	675.00	0	32,957.76	0	0.00	0.00	-32,957.76
TOTAL REVENUES	0.00	678.50	0	675.00	0	32,957.76	2	0.00	1,774,072.00	1,741,114.24
EXPENDITURES										
5020 SERVICES	117,320.04	1,454,467.61	73	4,549.01	0	344,638.67	19	0.00	1,768,000.00	1,423,361.33
TOTAL EXPENDITURES	117,320.04	1,454,467.61	73	4,549.01	0	344,638.67	19	0.00	1,768,000.00	1,423,361.33
OTHER FINANCING SOURCES (USES)										
7001 OTHER FINANCING USES	0.00	0.00	0	0.00	0	0.00	0	0.00	-6,072.00	-6,072.00
TOTAL OTHER FINANCING SOURCES (USES)	0.00	0.00		0.00		0.00		0.00	-6,072.00	-6,072.00
NET CHANGE IN FUND BALANCE	-117,320.04	-1,453,789.11		-3,874.01		-311,680.91		0.00	0.00	311,680.91



PERIOD ENDING 11/30/2024

	ACTUAL LAST YEAR			ACTUAL THIS YEAR				ENCUMBRANCE	BUDGET	UNENCUMBERED BALANCE
	CURRENT MONTH	YEAR TO DATE	%	CURRENT MONTH	%	YEAR TO DATE	%			
REVENUES										
4007 CHARGES FOR SERVICES	0.00	924,918.77	94	97,428.03	9	1,051,447.05	99	0.00	1,060,194.00	8,746.95
4008 INVESTMENT EARNINGS	18,639.66	103,646.07	207 3	50.37	0	145,924.12	365	0.00	40,000.00	-105,924.12
TOTAL REVENUES	18,639.66	1,028,564.84	104	97,478.40	9	1,197,371.17	109	0.00	1,100,194.00	-97,177.17
EXPENDITURES										
5003 FRINGE BENEFITS	34,132.09	919,368.93	95	33,850.64	3	573,747.25	55	0.00	1,048,000.00	474,252.75
5010 COMMODITIES	0.00	106.18	68	0.00	0	0.00	0	0.00	50.00	50.00
5020 SERVICES	0.00	7,250.00	92	0.00	0	0.00	0	0.00	0.00	0.00
TOTAL EXPENDITURES	34,132.09	926,725.11	95	33,850.64	3	573,747.25	55	0.00	1,048,050.00	474,302.75
OTHER FINANCING SOURCES (USES)										
7001 OTHER FINANCING USES	0.00	0.00	0	0.00	0	0.00	0	0.00	-12,144.00	-12,144.00
TOTAL OTHER FINANCING SOURCES (USES)	0.00	0.00		0.00		0.00		0.00	-12,144.00	-12,144.00
NET CHANGE IN FUND BALANCE	-15,492.43	101,839.73		63,627.76		623,623.92		0.00	40,000.00	-583,623.92



FUND DEPT 6620-120 : HEALTH-LIFE INSURANCE - EMPLOYEE GROUP INSURANCE

12/13/2024 2:13:37 PM

PERIOD ENDING 11/30/2024

	ACTUAL LAST YEAR			ACTUAL THIS YEAR				ENCUMBRANCE	BUDGET	UNENCUMBERED BALANCE
	CURRENT MONTH	YEAR TO DATE	%	CURRENT MONTH	%	YEAR TO DATE	%			
REVENUES										
4007 CHARGES FOR SERVICES	0.00	22,793.16	0	190.00	0	190.00	0	0.00	60,780.00	60,590.00
4008 INVESTMENT EARNINGS	2,427.26	21,379.58	106 90	0.00	0	7,245.98	290	0.00	2,500.00	-4,745.98
4009 MISCELLANEOUS REVENUES	0.00	0.00	0	0.00	0	2,881.99	0	0.00	0.00	-2,881.99
TOTAL REVENUES	2,427.26	44,172.74	1	190.00	0	10,317.97	16	0.00	63,280.00	52,962.03
EXPENDITURES										
5003 FRINGE BENEFITS	0.00	0.00	0	0.00	0	-189.75	0	0.00	0.00	189.75
5010 COMMODITIES	0.00	540.50	100	0.00	0	0.00	0	0.00	600.00	600.00
5020 SERVICES	0.00	49,885.27	86	0.00	0	52,450.00	74	0.00	70,679.00	18,229.00
TOTAL EXPENDITURES	0.00	50,425.77	1	0.00	0	52,260.25	73	0.00	71,279.00	19,018.75
OTHER FINANCING SOURCES (USES)										
TOTAL OTHER FINANCING SOURCES (USES)	0.00	0.00		0.00		0.00		0.00	0.00	0.00
NET CHANGE IN FUND BALANCE	2,427.26	-6,253.03		190.00		-41,942.28		0.00	-7,999.00	33,943.28



FUND DEPT 7086-060 : TOWNSHIP MOTOR FUEL TAX - HIGHWAY

12/13/2024 2:13:37 PM

PERIOD ENDING 11/30/2024

	ACTUAL LAST YEAR			ACTUAL THIS YEAR				ENCUMBRANCE	BUDGET	UNENCUMBERED BALANCE
	CURRENT MONTH	YEAR TO DATE	%	CURRENT MONTH	%	YEAR TO DATE	%			
REVENUES										
4004 INTERGOVERNMENTAL REVENUE	277,085.15	2,842,123.22	0	301,022.47	0	2,952,052.55	0	0.00	0.00	-2,952,052.55
4008 INVESTMENT EARNINGS	154,977.19	121,430.94	0	0.00	0	106,277.50	0	0.00	0.00	-106,277.50
TOTAL REVENUES	432,062.34	2,963,554.16	0	301,022.47	0	3,058,330.05	0	0.00	0.00	-3,058,330.05
EXPENDITURES										
5010 COMMODITIES	0.00	0.00	0	0.00	0	3,837,479.99	82	0.00	4,700,000.00	862,520.01
5020 SERVICES	0.00	3,574,660.62	71	158,714.38	53	289,018.76	96	0.00	300,000.00	10,981.24
TOTAL EXPENDITURES	0.00	3,574,660.62	71	158,714.38	3	4,126,498.75	83	0.00	5,000,000.00	873,501.25
NET CHANGE IN FUND BALANCE	432,062.34	-611,106.46		142,308.09		-1,068,168.70		0.00	-5,000,000.00	-3,931,831.30



FUND DEPT 7087-060 : TOWNSHIP BRIDGE - HIGHWAY

12/13/2024 2:13:37 PM

PERIOD ENDING 11/30/2024

	ACTUAL LAST YEAR			ACTUAL THIS YEAR				ENCUMBRANCE	BUDGET	UNENCUMBERED BALANCE
	CURRENT MONTH	YEAR TO DATE	%	CURRENT MONTH	%	YEAR TO DATE	%			
REVENUES										
4004 INTERGOVERNMENTAL REVENUE	0.00	0.00	0	0.00	0	397,892.40	0	0.00	0.00	-397,892.40
4008 INVESTMENT EARNINGS	11.19	102.17	0	0.00	0	946.20	0	0.00	0.00	-946.20
TOTAL REVENUES	11.19	102.17	0	0.00	0	398,838.60	0	0.00	0.00	-398,838.60
EXPENDITURES										
5020 SERVICES	0.00	0.00	0	6,034.68	2	49,910.33	20	0.00	252,416.00	202,505.67
8000 CAPITAL OUTLAY	0.00	0.00	0	0.00	0	138,202.58	95	0.00	145,476.00	7,273.42
TOTAL EXPENDITURES	0.00	0.00	0	6,034.68	2	188,112.91	47	0.00	397,892.00	209,779.09
NET CHANGE IN FUND BALANCE	11.19	102.17		-6,034.68		210,725.69		0.00	-397,892.00	-608,617.69



FUND DEPT 7097-026 : ESTATE - COUNTY TREASURER

12/13/2024 2:13:37 PM

PERIOD ENDING 11/30/2024

	ACTUAL LAST YEAR			ACTUAL THIS YEAR				ENCUMBRANCE	BUDGET	UNENCUMBERED BALANCE
	CURRENT MONTH	YEAR TO DATE	%	CURRENT MONTH	%	YEAR TO DATE	%			
REVENUES										
TOTAL REVENUES	0.00	0.00	0	0.00	0	0.00	0	0.00	0.00	0.00
NET CHANGE IN FUND BALANCE	0.00	0.00		0.00		0.00		0.00	0.00	0.00



FUND DEPT 7667-026 : PROPERTY CONDEMNATIONS - COUNTY TREASURER

12/13/2024 2:13:37 PM

PERIOD ENDING 11/30/2024

	ACTUAL LAST YEAR			ACTUAL THIS YEAR				ENCUMBRANCE	BUDGET	UNENCUMBERED BALANCE
	CURRENT MONTH	YEAR TO DATE	%	CURRENT MONTH	%	YEAR TO DATE	%			
REVENUES										
TOTAL REVENUES	0.00	0.00	0	0.00	0	0.00	0	0.00	0.00	0.00
OTHER FINANCING SOURCES (USES)										
TOTAL OTHER FINANCING SOURCES (USES)	0.00	0.00		0.00		0.00		0.00	0.00	0.00
NET CHANGE IN FUND BALANCE	0.00	0.00		0.00		0.00		0.00	0.00	0.00



FUND DEPT 7687-040 : SHERIFF FORECLOSURES - SHERIFF

12/13/2024 2:13:37 PM

PERIOD ENDING 11/30/2024

	ACTUAL LAST YEAR			ACTUAL THIS YEAR				ENCUMBRANCE	BUDGET	UNENCUMBERED BALANCE
	CURRENT MONTH	YEAR TO DATE	%	CURRENT MONTH	%	YEAR TO DATE	%			
REVENUES										
TOTAL REVENUES	0.00	0.00	0	0.00	0	0.00	0	0.00	0.00	0.00
OTHER FINANCING SOURCES (USES)										
TOTAL OTHER FINANCING SOURCES (USES)	0.00	0.00		0.00		0.00		0.00	0.00	0.00
NET CHANGE IN FUND BALANCE	0.00	0.00		0.00		0.00		0.00	0.00	0.00



FUND DEPT 7699-020 : GARNISHMENTS - AUDITOR

12/13/2024 2:13:37 PM

PERIOD ENDING 11/30/2024

	ACTUAL LAST YEAR			ACTUAL THIS YEAR				ENCUMBRANCE	BUDGET	UNENCUMBERED BALANCE
	CURRENT MONTH	YEAR TO DATE	%	CURRENT MONTH	%	YEAR TO DATE	%			
REVENUES										
TOTAL REVENUES	0.00	0.00	0	0.00	0	0.00	0	0.00	0.00	0.00
OTHER FINANCING SOURCES (USES)										
TOTAL OTHER FINANCING SOURCES (USES)	0.00	0.00		0.00		0.00		0.00	0.00	0.00
NET CHANGE IN FUND BALANCE	0.00	0.00		0.00		0.00		0.00	0.00	0.00



PERIOD ENDING 11/30/2024

	ACTUAL LAST YEAR			ACTUAL THIS YEAR				ENCUMBRANCE	BUDGET	UNENCUMBERED BALANCE
	CURRENT MONTH	YEAR TO DATE	%	CURRENT MONTH	%	YEAR TO DATE	%			
REVENUES										
4004 INTERGOVERNMENTAL REVENUE	78,313.00	439,537.47	80	80,662.50	14	517,892.97	91	0.00	572,082.00	54,189.03
4007 CHARGES FOR SERVICES	5,758.14	55,551.33	92	14,131.63	23	81,367.73	130	0.00	62,500.00	-18,867.73
4008 INVESTMENT EARNINGS	2,369.45	8,611.08	172 2	6.51	0	15,118.61	137	0.00	11,000.00	-4,118.61
4009 MISCELLANEOUS REVENUES	1,000.00	6,319.81	49	0.00	0	8,602.85	69	0.00	12,500.00	3,897.15
TOTAL REVENUES	87,440.59	510,019.69	82	94,800.64	14	622,982.16	95	0.00	658,082.00	35,099.84
EXPENDITURES										
5001 SALARIES AND WAGES	30,483.16	351,363.97	85	48,824.44	12	363,340.01	87	0.00	418,654.00	55,313.99
5003 FRINGE BENEFITS	12,186.98	84,355.72	68	8,768.42	7	83,969.38	65	0.00	129,975.00	46,005.62
5010 COMMODITIES	204.01	2,605.38	54	0.00	0	792.20	14	0.00	5,650.00	4,857.80
5020 SERVICES	1,288.35	13,314.76	35	150.88	0	9,329.18	23	0.00	40,100.00	30,770.82
8000 CAPITAL OUTLAY	0.00	0.00	0	0.00	0	0.00	0	0.00	15,000.00	15,000.00
TOTAL EXPENDITURES	44,162.50	451,639.83	78	57,743.74	9	457,430.77	75	0.00	609,379.00	151,948.23
OTHER FINANCING SOURCES (USES)										
7001 OTHER FINANCING USES	0.00	-58,500.00	95	0.00	0	0.00	0	0.00	-63,500.00	-63,500.00
TOTAL OTHER FINANCING SOURCES (USES)	0.00	-58,500.00		0.00		0.00		0.00	-63,500.00	-63,500.00
NET CHANGE IN FUND BALANCE	43,278.09	-120.14		37,056.90		165,551.39		0.00	-14,797.00	-180,348.39



FUND DEPT 8850-112 : GEOG INF SYS JOINT VENTUR - CAPITAL/TECHNOLOGY PURCH

12/13/2024 2:13:37 PM

PERIOD ENDING 11/30/2024

	ACTUAL LAST YEAR			ACTUAL THIS YEAR				ENCUMBRANCE	BUDGET	UNENCUMBERED BALANCE
	CURRENT MONTH	YEAR TO DATE	%	CURRENT MONTH	%	YEAR TO DATE	%			
REVENUES										
TOTAL REVENUES	0.00	0.00	0	0.00	0	0.00	0	0.00	0.00	0.00
EXPENDITURES										
5010 COMMODITIES	0.00	4,366.01	99	0.00	0	3,985.29	69	0.00	5,750.00	1,764.71
5020 SERVICES	4,625.00	62,166.86	92	0.00	0	60,388.85	95	0.00	63,875.00	3,486.15
8000 CAPITAL OUTLAY	0.00	0.00	0	0.00	0	0.00	0	17,893.00	18,000.00	107.00
TOTAL EXPENDITURES	4,625.00	66,532.87	92	0.00	0	64,374.14	73	17,893.00	87,625.00	5,357.86
OTHER FINANCING SOURCES (USES)										
6001 OTHER FINANCING SOURCES	0.00	58,500.00	100	0.00	0	0.00	0	0.00	60,500.00	60,500.00
TOTAL OTHER FINANCING SOURCES (USES)	0.00	58,500.00		0.00		0.00		0.00	60,500.00	60,500.00
NET CHANGE IN FUND BALANCE	-4,625.00	-8,032.87		0.00		-64,374.14		-17,893.00	-27,125.00	55,142.14



FUND DEPT 8850-672 : GEOG INF SYS JOINT VENTUR - AERIAL PHOTOGRAPHY PROJ

12/13/2024 2:13:37 PM

PERIOD ENDING 11/30/2024

	ACTUAL LAST YEAR			ACTUAL THIS YEAR				ENCUMBRANCE	BUDGET	UNENCUMBERED BALANCE
	CURRENT MONTH	YEAR TO DATE	%	CURRENT MONTH	%	YEAR TO DATE	%			
REVENUES										
4004 INTERGOVERNMENTAL REVENUE	0.00	95,959.75	90	0.00	0	34,646.00	109	0.00	31,750.00	-2,896.00
TOTAL REVENUES	0.00	95,959.75	90	0.00	0	34,646.00	109	0.00	31,750.00	-2,896.00
EXPENDITURES										
5020 SERVICES	0.00	93,000.00	50	0.00	0	0.00	0	0.00	0.00	0.00
TOTAL EXPENDITURES	0.00	93,000.00	50	0.00	0	0.00	0	0.00	0.00	0.00
NET CHANGE IN FUND BALANCE	0.00	2,959.75		0.00		34,646.00		0.00	31,750.00	-2,896.00