



Champaign County Developmental Disabilities Board (CCDDDB) Meeting Agenda

Wednesday, February 19, 2025, 9:00 AM

*This meeting will be held in person at the Shields-Carter Room of the
Brookens Administrative Building, 1776 East Washington Street, Urbana, IL 61802
Members of the public may attend in person or watch the meeting live through this link:
<https://us02web.zoom.us/j/81559124557> Meeting ID: 815 5912 4557*

- I. Call to order**
- II. Roll call**
- III. Approval of Agenda***
- IV. CCDDDB Meeting Schedule ([posted here](#)) and CCMHB Meeting Schedule ([posted here](#)) and Allocation Process Timeline (as "CCDDDB Important Dates" among [public documents here](#)) are for information only.**
- V. CCDDDB Acronyms and Glossary are [posted here](#) for information only.**
- VI. Citizen Input/Public Participation See below for details.****
- VII. Chairperson's Comments – Ms. Vicki Niswander**
- VIII. Executive Director's Comments – Lynn Canfield**
- IX. Approval of CCDDDB Board Meeting Minutes (pages 3-7)***
Action is requested to approve the minutes of the CCDDDB's January 22, 2025 meeting.
- X. Vendor Invoice Lists (pages 8-10)***
Action is requested to accept the Vendor Invoice Lists and place them on file.
- XI. Staff Reports (pages 11-27)**
Included for information only are reports from Kim Bowdry, Leon Bryson, Stephanie Howard-Gallo, and Chris Wilson.
- XII. New Business**
 - a) Review of Applications for PY2026 Funding (pages 28-32)**
For information only, the packet includes a briefing memorandum on the process of reviewing requests for funding, with a checklist for (optional) Board member use. A list of successful applications is attached.
 - b) Input from People with I/DD (page 33)**
Feedback shared with staff or board members is presented for information only.
- XIII. Old Business**
 - a) Response to Emerging Threats (pages 34-42)**
The Board may discuss threats to the safety and stability of people with I/DD and other vulnerable residents. For information only is an article from "NEA Today."
 - b) Engage Illinois (pages 43-48)**
For information only is a section of justadollop.org relevant to Engage efforts.

- c) **Evaluation Capacity Building Project Update**
An oral update will be provided by representatives from the Evaluation Team.
- d) **disAbility Resource Expo Update - deferred**
- e) **PY2025 Second Quarter I/DD Program Activity Reports** (pages 49-71)
For information, service activity reports from funded I/DD programs are included.
- f) **PY2025 Second Quarter Service Claims Data** (pages 72-86)
For information only are summaries of service claims from many I/DD programs.

XIV. Successes and Other Agency Information *See below for details. ***

XV. County Board Input

XVI. Champaign County Mental Health Board Input

XVII. Board Announcements and Input

XVIII. Other Business - Closed Session*

- *The Board may move to “enter into Closed Session Pursuant to 5 ILCS 120/2(c)(11) to consider litigation which is pending against or on behalf of Champaign County, and litigation that is probable or imminent against Champaign County. The following individuals will join this closed session: members of the Champaign County Developmental Disabilities Board, Executive Director Canfield, Associate Director Bowdry, and Assistant State’s Attorney Joel Fletcher.”*
- *The Board may move to “ enter into Closed Session for Semi-Annual Closed Session Minutes Review Pursuant to 5 ILCS 120/2(c)(21). The following individuals will join this closed session: members of the Champaign County Developmental Disabilities Board, Executive Director Canfield, and Associate Director Bowdry.”*
- *If the motions are approved, those authorized will meet in **Meeting Room 3** and move for roll call and discussion. When discussion ends, they will return to the Shields-Carter Room, and the Board will call for a motion to return to Open Session, with a new roll call.*
- *Once the Open Session is re-established, the recommended actions are to “accept the February 19, 2020, February 26, 2020, July 21, 2021, and February 23, 2022 closed session minutes as presented (or revised), to continue maintaining them as closed, and to destroy the recording of the February 23, 2022 meeting.”*

XIX. Adjournment

** Board action is requested.*

***Public input may be given virtually or in person.*

If the time of the meeting is not convenient, you may communicate with the Board by emailing stephanie@ccmhb.org or kim@ccmhb.org any comments for us to read aloud during the meeting. The Chair reserves the right to limit individual time to five minutes and total time to twenty minutes. All feedback is welcome.

The Board does not respond directly but may use input to inform future actions.

Agency representatives and others providing input which might impact Board actions should be aware of the [Illinois Lobbyist Registration Act, 25 ILCS 170/1](#), and take appropriate [steps to be in compliance with the Act](#).

For accessible documents or assistance with any portion of this packet, please [contact us](#) (kim@ccmhb.org).

**CHAMPAIGN COUNTY BOARD FOR CARE AND TREATMENT
OF PERSONS WITH A DEVELOPMENTAL DISABILITY
(CCDDB) MEETING**

Minutes January 22, 2025

*This meeting was held at the Brookens Administrative Center
1776 E. Washington St., Urbana, IL 61802
and with remote access via Zoom.*

9:00 a.m.

MEMBERS PRESENT: Vicki Niswander , Anne Robin, Neil Sharma (remote), Anne Robin

MEMBERS EXCUSED: Susan Fowler

STAFF PRESENT: Kim Bowdry, Leon Bryson, Lynn Canfield, Stephanie Howard-Gallo, Chris Wilson

OTHERS PRESENT: Annette Becherer, Jodie Harmon, Sarah Perry, Kelli Martin, Jami Olsen, Laura Bennett, Danielle Matthews, Patty Walters, DSC; Becca Obuchowski, Community Choices; Angela Yost, CCRPC; Jacinda Dariotis, UIUC; Mel Liong, Michelle Ingram, Paula Vanier, LaShunda Hall, PACE; Brenda Eakins, GROW; Annie Bruno, Arc of Illinois; Steven Beckett, Attorney, Kristina Forrest, Julie Duvall (CUAN); Adrienne Shockey, The Autism Program UIUC; Stacie Young, Parkland OTA Program

CALL TO ORDER:

Ms. Niswander called the meeting to order at 9:03 a.m. CCDDB member Dr. Neil Sharma requested to attend remotely due to employment obligations. In compliance with the CCDDB By-Laws a motion was requested by Ms. Niswander to allow his remote attendance.

MOTION: Ms. Niswander moved to allow remote attendance for Dr. Neil Sharma for this meeting due to employment obligations, as allowed in the CCDDB By-Laws . Dr. Robin seconded the motion. All CCDDB members voted aye and the motion passed.

ROLL CALL:

Roll call was taken, and a quorum was present.

APPROVAL OF AGENDA:

An agenda was approved.

CCDDB and CCMHB SCHEDULES/TIMELINES:

Updated copies of CCDDB and CCMHB meeting schedules and CCDDB allocation timeline were posted.

MOTION: Dr. Robin moved to accept the meeting schedule and timeline as presented. Dr. Fisher seconded the motion. A voice vote was taken and the motion passed.

ACRONYMS and GLOSSARY:

A list of commonly used acronyms was posted.

CITIZEN INPUT/PUBLIC PARTICIPATION:

None.

PRESIDENT’S COMMENTS:

Ms. Niswander commented on the importance of the work of the agencies and the Board.

EXECUTIVE DIRECTOR’S COMMENTS:

Director Canfield reviewed the agenda.

APPROVAL OF MINUTES:

Minutes from the 11/20/24 meeting were included in the packet.

MOTION: Dr. Fisher moved to approve the 11/20/24 board meeting minutes with an amendment to add her name to the list of Board members being listed as present. Ms. Niswander seconded the motion. A voice vote was taken and the motion passed.

VENDOR INVOICE LIST:

The Vendor Invoice List was included in the Board packet.

MOTION: Dr. Robin moved to approve the Vendor Invoice List as presented. Ms. Niswander seconded the motion. A voice vote was taken and the motion passed unanimously.

STAFF REPORTS:

Reports from Kim Bowdry, Leon Bryson, Lynn Canfield, Stephanie Howard-Gallo, and Chris Wilson were included in the packet.

NEW BUSINESS:

Mid-Year Progress Report:

Jessica McCann and Angela Yost from Champaign County Regional Planning Commission presented on the Community Life Short Term Assistance program. Board members were given an opportunity to ask questions following the presentation.

Notice of Funding Availability (NOFA):

A copy of the Notice of Funding Availability (NOFA) was included in the Board packet for information only. The application system is open until February 10, 2025.

Draft Revised CCDDDB By-Laws:

A Decision Memorandum and a draft of revised CCDDDB By-Laws were included in the Board packet. Suggested changes were highlighted.

MOTION: Dr. Robin moved to accept the draft revised CCDDDB By-Laws as presented. Ms. Niswander seconded the motion. A voice vote was taken and the motion passed unanimously.

Relocation of Staff Offices:

A Decision Memorandum was included in the packet. A relocation of the CCDDDB/CCMHB business offices will be necessary. The County has different plans for the Brookens building.

MOTION: Dr. Robin moved to approve the relocation of staff offices to the Scott M. Bennett Administrative Building and to authorize the Executive Director to terminate the current lease and enter a new one with the County, pending staff assessment of the space and contingent on approval by the Champaign County Mental Health Board. Dr. Fisher seconded the motion. A voice vote was taken and the motion passed unanimously.

Input from People with I/DD:

None.

OLD BUSINESS:

Response to Emerging Threats:

Dr. Fisher requested a monthly discussion of vulnerable community members who may no longer receive federal benefits in the future.

Engage Illinois:

A summary of recent activities was included in the Board packet. Ms. Niswander provided additional information and reported they have a new energy.

(Dr. Sharma left the meeting due to job obligations.)

Evaluation Capacity Building Project Update:

An oral update was provided by Jacinda Doritos from the Evaluation Team.

disAbility Resource Expo Update:

A report from Expo coordinators was included in the packet for information only.

Update on Late Agency Reports:

A memorandum was included in the packet. At the November Board meeting the CCDDDB approved a request from Steve Beckett on behalf of CU Autism Network to extend a deadline for their late program and financial reports to January 8, 2025. Reports were submitted by the deadline. The findings of the reports were described at length in the Board packet. Staff still have questions regarding some of the reports.

Board members discussed the reports at length. Mr. Beckett was present for questions.

MOTION: Dr. Robin moved to allow CU Autism to submit third and fourth quarter PY 2024 reports by May 15, 2025, to detail program activities and clarify the full year of financial transactions. Ms. Niswander seconded the motion. A roll call vote was taken. Niswander and Robin voted aye. Fisher voted nay. The motion passed.

Agency Request:

A request from PACE was included in the packet for consideration. PACE requested a waiver in the withholding of payments due to a late audit. They anticipate having the audit completed in February or March.

MOTION: Dr. Robin moved to waive suspension of payments due to the late PY2024 audit and authorize CCDDDB staff to release January, February, and March payments as scheduled. Ms. Niswander seconded the motion. A roll call vote was taken and all embers voted aye. The motion passed.

SUCSESSES AND AGENCY INFORMATION:

Paula Vanier from PACE provided an update.

COUNTY BOARD INPUT:

None.

CCMHB INPUT:

The CCMHB will meet this evening.

BOARD ANNOUNCEMENTS AND INPUT:

Board members and staff will explore a different meeting time/day in order for Board members to fulfill their job obligations.

ADJOURNMENT:

The meeting adjourned at 11:16 a.m.

Respectfully Submitted by: Stephanie Howard-Gallo,
CCMHB/CCDDB Operations and Compliance Specialist

**Minutes are in draft form and subject to CCDDB approval.*

Champaign County, IL

VENDOR INVOICE LIST



INVOICE	P.O.	INV DATE	CHECK RUN	CHECK #	INVOICE NET	PAID AMOUNT	DUE DATE	TYPE	STS	INVOICE DESCRIPTION
1 CHAMPAIGN COUNTY TREASURER										
Jan '25	DD25-078	01/01/2025	010725A	41516	34,903.00	34,903.00	01/31/2025	INV	PD	DD25-078 Decision Supp
CHECK DATE: 01/07/2025										
10146 COMMUNITY CHOICES, INC										
Jan '25	DD24-076	01/01/2025	010725A	41539	2,833.00	2,833.00	01/31/2025	INV	PD	DD24-076 Staff Recruit
CHECK DATE: 01/07/2025										
Jan '25	DD25-075	01/01/2025	010725A	41539	17,791.00	17,791.00	01/31/2025	INV	PD	DD25-075 Self-Determin
CHECK DATE: 01/07/2025										
Jan '25	DD25-077	01/01/2025	010725A	41539	14,250.00	14,250.00	01/31/2025	INV	PD	DD25-077 Transportatio
CHECK DATE: 01/07/2025										
Jan '25	DD25-090	01/01/2025	010725A	41539	17,750.00	17,750.00	01/31/2025	INV	PD	DD25-090 Inclusive Com
CHECK DATE: 01/07/2025										
Jan '25	DD25-095	01/01/2025	010725A	41539	19,958.00	19,958.00	01/31/2025	INV	PD	DD25-095 Customized Em
CHECK DATE: 01/07/2025										
10170 DEVELOPMENTAL SERVICES CENTER OF										
Jan '25	DD25-080	01/01/2025	010725A	41546	25,666.00	25,666.00	01/31/2025	INV	PD	DD25-080 Individual an
CHECK DATE: 01/07/2025										
Jan '25	DD25-081	01/01/2025	010725A	41546	51,250.00	51,250.00	01/31/2025	INV	PD	DD25-081 Community Liv
CHECK DATE: 01/07/2025										
Jan '25	DD25-083	01/01/2025	010725A	41546	43,375.00	43,375.00	01/31/2025	INV	PD	DD25-083 Service Coord
CHECK DATE: 01/07/2025										
Jan '25	DD25-084	01/01/2025	010725A	41546	21,666.00	21,666.00	01/31/2025	INV	PD	DD25-084 Clinical Serv
CHECK DATE: 01/07/2025										
Jan '25	DD25-085	01/01/2025	010725A	41546	8,208.00	8,208.00	01/31/2025	INV	PD	DD25-085 Employment Fi
CHECK DATE: 01/07/2025										
Jan '25	DD25-086	01/01/2025	010725A	41546	20,333.00	20,333.00	01/31/2025	INV	PD	DD25-086 Workforce Dev
CHECK DATE: 01/07/2025										
Jan '25	DD25-091	01/01/2025	010725A	41546	41,666.00	41,666.00	01/31/2025	INV	PD	DD25-091 Community Emp
CHECK DATE: 01/07/2025										
Jan '25	DD25-092	01/01/2025	010725A	41546	9,583.00	9,583.00	01/31/2025	INV	PD	DD25-092 Connections
CHECK DATE: 01/07/2025										
					72,582.00					
					221,747.00					

Champaign County, IL

VENDOR INVOICE LIST



INVOICE	P.O.	INV DATE	CHECK RUN CHECK #	INVOICE NET	PAID AMOUNT	DUE DATE	TYPE	STS	INVOICE DESCRIPTION
---------	------	----------	-------------------	-------------	-------------	----------	------	-----	---------------------

14 INVOICES

329,232.00

** END OF REPORT - Generated by Chris M. Wilson **

Champaign County, IL

VENDOR INVOICE LIST



INVOICE	P.O.	INV DATE	CHECK RUN	CHECK #	INVOICE NET	PAID AMOUNT	DUE DATE	TYPE	STS	INVOICE DESCRIPTION
1 CHAMPAIGN COUNTY TREASURER										
Jan '25	IDDSI25-089	01/01/2025	010725A	41517	19,336.00	19,336.00	01/31/2025	INV	PD	IDDSI25-089 Community
CHECK DATE:		01/07/2025								
1 INVOICES					19,336.00					

** END OF REPORT - Generated by Chris M. Wilson **

Kim Bowdry,
Associate Director for Intellectual & Developmental Disabilities
Staff Report – February 2025

CCDDB/CCMHB/IDDSI: PY2025 2nd Quarter Reports were due on January 31, 2025. Ms. Howard-Gallo sent a reminder of the 2nd Quarter due date to agency representatives on January 7, 2025. PY2025 2nd Quarter Claims reports for CCDDB and CCMHB I/DD funded programs were created using the data entered in the system by agency staff. I am reviewing and documenting the information provided in the reports. This information was added to the CCDDB and CCMHB I/DD funded program Performance Data Charts.

The deadline for PY2026 application submission was February 10, 2025, at 4:30 PM CST. Lists of all I/DD related funding requests for PY2026 can be found in this Board packet. The next few months will be spent reviewing all I/DD applications. Final funding recommendations will be presented to the Board in May.

I participated in monthly meetings with CCDDB/CCMHB staff and Dr. Dariotis from the Family Resiliency Center, related to the Evaluation Capacity project. I also created a survey of agency staff related to the support they have received from the ECB team. This information will be included in the March Board packets.

I provided support to agency users with claims in the Online System. I also worked with agency staff to merge clients who had duplicate entries in the Online System. I provided technical assistance with the Online Reporting System to three applicants.

The PY2024 claims data from the Online Reporting System will be included in the March CCDDB packet.

I participated in an Electronic Records Retention training.

I participated in the First Follower site visit with Associate Director Bryson.

Learning Opportunities: Laura Gallagher Watkin, JD, Director, Strategic Initiatives & Program Development, Certified Dementia Practitioner & Trainer, CRIS Healthy Aging is scheduled to present 'Developmental Disability and Dementia: Caring for Persons over 40' on March 27, 2025. This training will be held at the CRIS Healthy Aging office. Registration to follow.

DISABILITY Resource Expo: Planning for the 2025 Disability Resource Expo is underway, stay tuned for more information.

MHDDAC: I participated in the January meeting of the MHDDAC. Annie Bruno, Arc of Illinois and Joe Pittenger, RCCSEC presented on the Champaign County Transition Planning Committee.

ACMHAI: I also participated in the February Executive Committee meeting and a meeting with the ACMHAI insurance agent.

Human Services Council: I participated in the February HSC Meeting. Erika Quinn, Counselor, MSW, LSW, PhD (history)-Evergreen Coaching and Counseling provided information on the services offered at Evergreen Coaching and Counseling.

Champaign County Transition Planning Committee (TPC): I participated in the January TPC meeting. There was a presentation from Illinois Guardianship and Advocacy Commission Human Rights Authority and the Special Education Initiative. The TPC is planning a Transition Event for parents on April 1, 2025. Please see the attached flyer.

Other: I participated in the January LIC meeting. I also participated in several webinars.

Navigating Adult Disability Services: Tips, Tricks, and Lived Experiences

Tuesday April 1st, 2025

Champaign Public Library, Robeson A & B
200 W. Green St. Champaign, IL 61820

5:00pm - 7:00pm



Are you supporting a teenager with intellectual or developmental disabilities?

Do you have a loved one preparing for adulthood?

Please join us for a wonderful evening of learning and connection. You will hear from a panel of parents & siblings who have loved ones with developmental disabilities that have grown into adulthood. Panelists will discuss four major service systems that can be utilized for adults with

disabilities:

SSI/SSDI

Medicaid/Medicare

Guardianship & Alternatives

Waiver Services

With thanks:

Champaign Public Library

The Arc of Illinois

Rural Champaign County Special Education

Cooperative

DSC

Community Choices

Regional Planning Commission

Diane Ducey, Stevie Jay Radio Broadcasting

Unit 4

Knights of Columbus, Urbana Council 5752

Please Register by scanning the QR code or visiting:

<https://forms.gle/3fKHPWFSsstP6tc27>

This event is free, but registration is required by
March 15th.



Leon Bryson, Associate Director for Mental Health & Substance Use Disorders

Staff Report- February 2025

Summary of Activity

Monday, February 10, 2025, marked the end of the PY26 funding period. I assisted a couple of agencies with the technical aspects of the application, like reopening application forms and creating new or recovering passwords.

Program Service Activity reports for the second quarter of PY25 were due on January 31, 2025. Agencies received a reminder from Ms. Howard-Gallo on the deadline for the second quarter report and requests for extensions. Several agencies asked for extensions: Courage Connection, Christian Health Center, ECIRMAC, RACES, The UP Center, and WIN Recovery.

Contract Amendment/Action: On January 30, 2025, the Board gave its approval to cancel Rosecrance's two contracts: Specialty Courts and Child & Family Services. Rosecrance was able to secure funding to cover the remaining costs of the programs. The surplus funds were returned to CCMHB.

On February 7th, CCMHB staff met with Terrapin Station Sober Living Board President and the agency agreed to cancel the contract ending December 31, 2024. I will start working on a contract amendment to properly cancel the contract.

Audit/Review Update: The deadline for audits and reviews for agencies operating on a fiscal year July 1 to June 30 was December 31st. The deadline was missed by nine agencies. The most recent information regarding their status is provided in a decision memo included in this Board packet.

Mid-Year Presentations: On January 22nd, CCRPC did an excellent job delivering an update on the Community Life Short Term Assistance Program, which is funded by the IDD Special Initiatives Fund. GCAP and Promise Healthcare both did fantastic jobs giving updates at the Study Session on January 29th. Rosecrance was planned to provide an update on the Crisis Co-Response Team during the Regular Board Meeting on February 19th, however they were unable to attend due to a necessary CCBHC meeting. It is possible that they will present before the Board in the summer. In their place, Assistant State's Attorney Andrew Muller will give data on mental health crisis reports and court cases through 2024.

Site Visits: On February 18th, Ms. Bowdry will accompany me on a site visit with First Followers, and on February 27th, Ms. Howard-Gallo will assist me in conducting a site visit at Cunningham Children's Home.

ACMHAI Committee: On January 14th, members heard from Lara Davis, Disability Rights Manager for East Central Human Rights, on the Illinois Guardianship and Advocacy Commission's Human Rights Authority.

CCMHDDAC Meeting: On January 28th members heard presentations from Ms. Lily Walton of the Housing Authority of Champaign County and Mr. Joe Pittenger of the Champaign County

Transition Planning Committee. Ms. Karen Simms gave information about the next "Healing Solutions for Healing Communities" summit, which will be held on March 14th and 15th, 2025 at the I-Hotel in Champaign, Illinois. This two-day interactive symposium intends to educate and connect individuals from the university and the surrounding Champaign County community, with an emphasis on trauma-informed care, health justice, and creative community-based practices that promote resilience and healing for all.

CIT Steering Committee: On February 4th, members met in the Brookens Building's Shields-Carter Room to offer updates. I asked Assistant State's Attorney Muller if he would be willing to present before the CMHB on the mental health epidemic from a SAO standpoint, and he agreed.

Continuum of Service Providers to the Homeless (CSPH): Ms. Damita Parsley was introduced as the Lived Experience Representative during the February meeting, a position that was both important and required. The members also took a vote on the CSPH supporting the City of Champaign Township's upcoming tax referendum on the April ballot.

Evaluation Capacity Committee Team: The next briefing is scheduled for Friday, February 14th.

Rantoul Service Provider's Meeting: On January 27th, members gave agency updates. The Crisis Nursery published information about "This Is Our Playgroup," which begins on February 5th for children aged 0 to 3. The Beyond Blue playgroup, which will begin in March, is for expecting mothers and mothers with babies up to one year old. This focuses on mental wellness and bonding with the infant. Cunningham Children's Home emailed a referral form and flyer for the Families Stronger Together (FST) program for adolescents involved or at risk of being involved in the Juvenile Justice system (ages 8-17).

Reentry Executive Committee & Council Meetings: On February 5th, members presented agency updates and highlights, reviewed the Reentry data for November and December 2024, reviewed the Criminal Justice Program for Q2 FY25, and heard a presentation from Ms. Kerrie Hack of GROW.

Other Activities:

- I partnered with Ms. Canfield and Ms. Bowdry to create surveys for feedback from agencies on their Evaluation Capacity Project experience and anticipated federal funding freeze.

Stephanie Howard-Gallo

Operations and Compliance Coordinator Staff Report – February 2025 Board Meeting

SUMMARY OF ACTIVITY:

2nd Quarter Reporting:

2nd quarter financial and program reporting was due January 31, 2025. I sent a reminder of the deadline to the agencies on January 7th. I also sent them our form to request an extension, if needed. There were no new suspensions of payment for late 2nd quarter reports because some agencies are already suspended due to a missing audit.

Agencies who requested extensions:

Courage Connection (submitted)

Christian Health Center (submitted)

ECIRMAC

RACES

UP Center (missing reports)

WIN Recovery

Agencies who did not request an extension:

First Followers (submitted on Feb 3)

TSSL (submitted Feb 6)

Other Compliance:

I continue to contact agencies requesting that they keep us up to date on their approved board minutes.

Audits:

Audits/financial compilations for most of the agencies were due December 31, 2024. Completed audits are sent to a consultant (John Brusveen) for review. We provide the consultant with all financial reports for funded programs from FY2024. A detailed memorandum regarding the status of audits is located elsewhere in the board packet.

Community Awareness/Anti-Stigma Efforts/Alliance for Inclusion and Respect (AIR):

Conversation is beginning to happen regarding the Ebertfest art show in 2025 and what that will look like. We are hoping to have the Art Show for 2 days, if we have interest from the artists.

Site Visits:

I have some site visits on my schedule for February and March.

Funding Applications:

The funding application deadline was February 10th. I am beginning to review Eligibility Questionnaires that have been submitted.

Other:

- Prepared meeting materials for CCMHB/CCDDB regular meetings, special meetings, and study sessions/presentations.
- Attended meetings for the CCMHB/CCDDB.
- Composed minutes for the CCMHB/CCDDB meetings.

FUND DEPT 2108-050 : DEVLPMNTL DISABILITY FUND - DEVLMNTL DISABILITY BOARD

COMBINED REPORTING FOR YEAR: 2024 FROM PERIOD: 01 THROUGH PERIOD: 13



	ACTUAL 2023 JAN -	ACTUAL 2024 JAN -	2024 ANNUAL BUDGET
REVENUES			
4001 PROPERTY TAX			
01 PROPERTY TAXES - CURRENT	4,879,250.90	5,178,682.62	5,179,568.00
03 PROPERTY TAXES - BACK TAX	0.00	0.00	2,415.00
04 PAYMENT IN LIEU OF TAXES	2,396.21	268.59	4,000.00
06 MOBILE HOME TAX	3,221.83	2,910.73	3,000.00
4001 PROPERTY TAX TOTAL	4,884,868.94	5,181,861.94	5,188,983.00
4008 INVESTMENT EARNINGS			
01 INVESTMENT INTEREST	84,072.14	92,363.75	44,834.00
4008 INVESTMENT EARNINGS TOTAL	84,072.14	92,363.75	44,834.00
4009 MISCELLANEOUS REVENUES			
02 OTHER MISCELLANEOUS REVENUE	50,550.00	0.00	5,000.00
4009 MISCELLANEOUS REVENUES TOTAL	50,550.00	0.00	5,000.00
TOTAL REVENUES	5,019,491.08	5,274,225.69	5,238,817.00
EXPENDITURES			
5020 SERVICES			
01 PROFESSIONAL SERVICES	389,194.00	389,917.00	425,371.00
07 INSURANCE (NON-PAYROLL)	0.00	4,333.00	4,333.00
25 CONTRIBUTIONS & GRANTS	4,090,901.00	4,557,261.00	4,816,113.00
5020 SERVICES TOTAL	4,480,095.00	4,951,511.00	5,245,817.00
TOTAL EXPENDITURES	4,480,095.00	4,951,511.00	5,245,817.00
OTHER FINANCING SOURCES (USES)			
6001 OTHER FINANCING SOURCES			
01 TRANSFERS IN	5,063.90	0.00	7,000.00
6001 OTHER FINANCING SOURCES TOTAL	5,063.90	0.00	7,000.00
7001 OTHER FINANCING USES			
01 TRANSFERS OUT	-50,000.00	0.00	0.00

FUND DEPT 2108-050 : DEVLPMNTL DISABILITY FUND - DEVLMNTL DISABILITY BOARD

COMBINED REPORTING FOR YEAR: 2024 FROM PERIOD: 01 THROUGH PERIOD: 13



	<u>ACTUAL</u> 2023 JAN -	<u>ACTUAL</u> 2024 JAN -	<u>2024</u> ANNUAL BUDGET
7001 OTHER FINANCING USES TOTAL	-50,000.00	0.00	0.00
TOTAL OTHER FINANCING SOURCES (USES)	-44,936.10	0.00	7,000.00
NET CHANGE IN FUND BALANCE	-494,459.98	-322,714.69	0.00



FUND DEPT 2101-054 : I/DD SPECIAL INITIATIVES - CILA PROJECT

COMBINED REPORTING FOR YEAR: 2024 FROM PERIOD: 01 THROUGH PERIOD: 13

	ACTUAL	ACTUAL	2024
	2023	2024	ANNUAL
	JAN -	JAN -	BUDGET
REVENUES			
4008 INVESTMENT EARNINGS			
01 INVESTMENT INTEREST	23,965.96	20,179.67	6,000.00
4008 INVESTMENT EARNINGS TOTAL	23,965.96	20,179.67	6,000.00
TOTAL REVENUES	23,965.96	20,179.67	6,000.00
EXPENDITURES			
5010 COMMODITIES			
17 EQUIPMENT LESS THAN \$5000	0.00	0.00	5,063.00
5010 COMMODITIES TOTAL	0.00	0.00	5,063.00
5020 SERVICES			
01 PROFESSIONAL SERVICES	0.00	0.00	1,000.00
19 ADVERTISING, LEGAL NOTICES	0.00	0.00	200.00
25 CONTRIBUTIONS & GRANTS	142,998.00	220,646.00	399,737.00
5020 SERVICES TOTAL	142,998.00	220,646.00	400,937.00
TOTAL EXPENDITURES	142,998.00	220,646.00	406,000.00
OTHER FINANCING SOURCES (USES)			
6001 OTHER FINANCING SOURCES			
01 TRANSFERS IN	50,000.00	0.00	0.00
6001 OTHER FINANCING SOURCES TOTAL	50,000.00	0.00	0.00
TOTAL OTHER FINANCING SOURCES (USES)	50,000.00	0.00	0.00
NET CHANGE IN FUND BALANCE	69,032.04	200,466.33	400,000.00



FUND DEPT 2090-053 : MENTAL HEALTH - MENTAL HEALTH BOARD

COMBINED REPORTING FOR YEAR: 2024 FROM PERIOD: 01 THROUGH PERIOD: 13

	ACTUAL 2023 JAN -	ACTUAL 2024 JAN -	2024 ANNUAL BUDGET
REVENUES			
4001 PROPERTY TAX			
01 PROPERTY TAXES - CURRENT	5,937,146.24	6,304,477.51	6,302,595.00
03 PROPERTY TAXES - BACK TAX	0.00	0.00	2,941.00
04 PAYMENT IN LIEU OF TAXES	2,915.74	326.98	1,500.00
06 MOBILE HOME TAX	3,920.38	3,543.48	4,200.00
4001 PROPERTY TAX TOTAL	5,943,982.36	6,308,347.97	6,311,236.00
4004 INTERGOVERNMENTAL REVENUE			
76 OTHER INTERGOVERNMENTAL	389,194.00	389,917.00	425,371.00
4004 INTERGOVERNMENTAL REVENUE TOTAL	389,194.00	389,917.00	425,371.00
4008 INVESTMENT EARNINGS			
01 INVESTMENT INTEREST	99,692.57	88,481.88	56,268.00
4008 INVESTMENT EARNINGS TOTAL	99,692.57	88,481.88	56,268.00
4009 MISCELLANEOUS REVENUES			
01 GIFTS AND DONATIONS	450.00	575.00	3,000.00
02 OTHER MISCELLANEOUS REVENUE	22,057.50	19,666.78	42,000.00
4009 MISCELLANEOUS REVENUES TOTAL	22,507.50	20,241.78	45,000.00
TOTAL REVENUES	6,455,376.43	6,806,988.63	6,837,875.00
EXPENDITURES			
5001 SALARIES AND WAGES			
02 APPOINTED OFFICIAL SALARY	107,000.00	110,745.00	110,745.00
03 REGULAR FULL-TIME EMPLOYEES	368,204.14	379,174.88	389,583.00
05 TEMPORARY STAFF	88.00	157.50	1,000.00
08 OVERTIME	0.00	0.00	500.00
5001 SALARIES AND WAGES TOTAL	475,292.14	490,077.38	501,828.00
5003 FRINGE BENEFITS			
01 SOCIAL SECURITY-EMPLOYER	34,796.37	35,841.37	38,275.00
02 IMRF - EMPLOYER COST	12,013.17	12,696.77	13,559.00
04 WORKERS' COMPENSATION INSURANC	2,121.28	1,927.36	2,001.00



FUND DEPT 2090-053 : MENTAL HEALTH - MENTAL HEALTH BOARD

COMBINED REPORTING FOR YEAR: 2024 FROM PERIOD: 01 THROUGH PERIOD: 13

	ACTUAL 2023 JAN -	ACTUAL 2024 JAN -	2024 ANNUAL BUDGET
05 UNEMPLOYMENT INSURANCE	1,655.53	1,899.88	1,899.88
06 EE HEALTH/LIFE	56,037.66	53,039.76	88,820.12
5003 FRINGE BENEFITS TOTAL	106,624.01	105,405.14	144,555.00
5010 COMMODITIES			
01 STATIONERY AND PRINTING	3,959.68	4,134.71	4,400.00
02 OFFICE SUPPLIES	3,511.63	2,071.83	2,300.00
03 BOOKS, PERIODICALS, AND MANUAL	71.85	0.00	300.00
04 POSTAGE, UPS, FEDEX	1,339.24	1,314.09	2,000.00
05 FOOD NON-TRAVEL	882.66	1,298.11	1,500.00
12 UNIFORMS/CLOTHING	703.50	543.00	550.00
13 DIETARY NON-FOOD SUPPLIES	233.89	122.66	200.00
17 EQUIPMENT LESS THAN \$5000	6,337.62	7,190.75	7,450.00
19 OPERATIONAL SUPPLIES	2,233.94	2,212.33	2,500.00
21 EMPLOYEE DEVELOP/RECOGNITION	134.78	0.00	285.00
5010 COMMODITIES TOTAL	19,408.79	18,887.48	21,485.00
5020 SERVICES			
01 PROFESSIONAL SERVICES	207,753.25	192,864.15	207,000.00
02 OUTSIDE SERVICES	8,062.42	8,851.64	17,700.00
03 TRAVEL COSTS	8,758.35	4,132.44	7,000.00
04 CONFERENCES AND TRAINING	2,368.18	550.00	4,000.00
05 TRAINING PROGRAMS	4,739.30	1,075.00	12,000.00
07 INSURANCE (non-payroll)	19,040.93	5,285.00	15,000.00
12 REPAIRS AND MAINTENANCE	0.00	0.00	300.00
13 RENT	30,751.09	37,420.67	40,000.00
14 FINANCE CHARGES AND BANK FEES	0.00	2.17	30.00
19 ADVERTISING, LEGAL NOTICES	7,780.30	4,591.20	9,500.00
21 DUES, LICENSE & MEMBERSHIP	18,139.99	16,069.99	20,000.00
22 OPERATIONAL SERVICES	2,448.19	1,987.02	7,000.00
24 PUBLIC RELATIONS	16,631.20	15,100.00	20,000.00
25 CONTRIBUTIONS & GRANTS	5,227,317.86	5,855,619.00	6,033,281.00
37 REPAIR & MAINT - BUILDING	0.00	0.00	300.00
45 ATTORNEY/LEGAL SERVICES	2,300.00	0.00	2,000.00
46 EQUIP LEASE/EQUIP RENT	2,388.72	2,388.72	3,000.00
47 SOFTWARE LICENSE & SAAS	9,243.67	10,640.80	14,000.00
48 PHONE/INTERNET	2,425.49	2,657.39	2,770.00
5020 SERVICES TOTAL	5,570,148.94	6,159,235.19	6,414,881.00



FUND DEPT 2090-053 : MENTAL HEALTH - MENTAL HEALTH BOARD

COMBINED REPORTING FOR YEAR: 2024 FROM PERIOD: 01 THROUGH PERIOD: 13

	<u>ACTUAL</u> 2023 JAN -	<u>ACTUAL</u> 2024 JAN -	<u>2024</u> ANNUAL BUDGET
TOTAL EXPENDITURES	6,171,473.88	6,773,605.19	7,082,749.00
OTHER FINANCING SOURCES (USES)			
7001 OTHER FINANCING USES			
01 TRANSFERS OUT	-132,598.90	0.00	-7,000.00
7001 OTHER FINANCING USES TOTAL	-132,598.90	0.00	-7,000.00
TOTAL OTHER FINANCING SOURCES (USES)	-132,598.90	0.00	-7,000.00
NET CHANGE IN FUND BALANCE	-151,303.65	-33,383.44	251,874.00

PROJECT BUDGET REPORT

FOR 01/01/2024 - 12/31/2024

Original Budget	Net Budget Amendments	Revised Budget	Requisitions	Encumbrances	Actuals	Available Budget	Percent Used
Project: DisExpo - disABILITY Resource Expo							
E DisExpo	-COMM	-OPER SUPP -					
	0.00	2,500.00	0.00	0.00	2,212.33	287.67	88.49%
E DisExpo	-COMM	-STA PRINT -					
	0.00	4,500.00	0.00	0.00	4,134.71	365.29	91.88%
E DisExpo	-COMM	-Uniform -					
	0.00	1,000.00	0.00	0.00	543.00	457.00	54.30%
TOTALS for Phase/Source: COMM -							
	0.00	8,000.00	0.00	0.00	6,890.04	1,109.96	86.13%
F DisExpo	-MISC REV	-OtherMisc -					
	0.00	-15,000.00	0.00	0.00	-14,015.00	-985.00	93.43%
TOTALS for Phase/Source: MISC REV -							
	0.00	-15,000.00	0.00	0.00	-14,015.00	-985.00	93.43%
E DisExpo	-SERVICES	-JB REQ TRV-					
	0.00	300.00	0.00	0.00	79.17	220.83	26.39%
E DisExpo	-SERVICES	-LEGAL ADV -					
	0.00	7,000.00	0.00	0.00	4,490.00	2,510.00	64.14%
E DisExpo	-SERVICES	-PR -					
	0.00	1,000.00	0.00	0.00	100.00	900.00	10.00%
E DisExpo	-SERVICES	-PROF SVC -					
	0.00	60,000.00	0.00	0.00	48,317.00	11,683.00	80.53%
E DisExpo	-SERVICES	-Rent -					
	0.00	5,000.00	0.00	0.00	11,276.00	-6,276.00	225.52%
TOTALS for Phase/Source: SERVICES -							
	0.00	73,300.00	0.00	0.00	64,262.17	9,037.83	87.67%
EXPENSE TOTALS for Project: DisExpo - disABILITY Resource Expo							
FUNDING SOURCE TOTALS for Project: DisExpo - disABILITY Resource Expo							
	0.00	81,300.00	0.00	0.00	71,152.21	10,147.79	87.52%
	0.00	-15,000.00	0.00	0.00	-14,015.00	-985.00	93.43%
TOTALS for Project: DisExpo - disABILITY Resource Expo							
	0.00	66,300.00	0.00	0.00	57,137.21	9,162.79	
TOTALS FOR EXPENSE STRINGS							
	0.00	81,300.00	0.00	0.00	0.00	71,152.21	10,147.79
TOTALS FOR FUNDING SOURCE STRINGS							
	0.00	-15,000.00	0.00	0.00	0.00	-14,015.00	-985.00
							42.30
							43.80

PROJECT BUDGET REPORT

FOR 01/01/2024 - 12/31/2024

Original Budget	Net Budget Amendments	Revised Budget	Requisitions	Encumbrances	Actuals	Available Budget	Percent Used
0.00	66,300.00	66,300.00	0.00	0.00	0.00	57,137.21	9,162.79
REPORT TOTAL	Net Budget Amendments 66,300.00	Revised Budget 66,300.00	Requisitions 0.00	Encumbrances 0.00	Actuals 0.00	Available Budget 57,137.21	Percent Used 9,162.79

PROJECT BUDGET REPORT

REPORT OPTIONS

Template Information

Report template code: PROJBU DRPT
 Template description: Project Budget Report
 Master template: Y

Report Options

Format: 8 columns
 Segment description: Short
 Print report definitions? Y
 Showing funding source strings as credits? Y
 Double space the report? N
 Exclude project strings with zero balances? Y
 Include cents in dollar amounts? Y
 Amounts exceed 999 million? N
 Only include project strings that exceed 0% of available budget

Column Definitions

Column 1 code:001 Original Budget
 Column 2 code:002 Amendments
 Column 3 code:005 Revised Budget
 Column 4 code:007 Requisitions
 Column 5 code:006 Encumbrances
 Column 6 code:008 Actuals
 Column 7 code:011 Available
 Column 8 code:015 PCTUSD(enc/act)

Project String Selection

Project: Expense Funding Source
 Phase: DisExpo DisExpo
 Task:
 Sub-Task:

Report Options

Beginning year/month: 2024/1
 Ending year/month: 2024/12
 Group by Major Project? N
 Group by Budget Level? N

Sorting Options

1: Project Y
 Total Y
 Page break N
 2: Phase/Source Total Y
 Page break N
 3: Task/Detail Total N
 Page break N
 4: Sub-Task/Type Total N
 Page break N

Detail Options

Include string description: Short
 Include Project String Detail: Y
 Include Employee Detail: N

PROJECT BUDGET REPORT

REPORT OPTIONS

Inclue Closed Projects: N
Inclue Journal Detail: N
Inclue Actual Detail: N
Inclue Encumbrance Detail: N
Inclue Budget Detail: N
Inclue vendor info: N
Inclue unposted transactions: N
Journal source code(s): N

** END OF REPORT - Generated by Chris M. Wilson **



BRIEFING MEMORANDUM

DATE: February 19, 2025
TO: Members, Champaign County Developmental Disabilities Board
FROM: Lynn Canfield, Executive Director
SUBJECT: Application Review Process

Background:

With agency requests for PY2026 funding submitted on or before February 10, 2025, the review process begins. A list of applications, by agency and program, is attached. This includes applications for I/DD services which may be funded by the Champaign County Mental Health Board (CCMHB), as the CCDDDB will review all I/DD requests and coordinate funding recommendations with the CCMHB later in the spring.

Board members and staff are able to view the full submitted applications online at <http://ccmhddbrds.org> using their unique login credentials and with or without assistance from the site's developer. Printed copies of applications are available upon request. Staff reviews will result in a draft "program summary" for each application. These summaries will be presented at the Board's April meeting. While Board discussion of applications is traditionally supported by these staff reviews, the Board may begin discussions with applicants, especially on high level questions, earlier. The timeline below, from our 'allocation process timeline' document, describes the current and traditional practice. If a different approach is preferred or additional board meetings held, adjustments can be made.

Board questions or concerns may be directed to staff prior to meetings or posed during full Board discussion. Staff review of funding requests and preparation of recommendations are improved by Board input, including on process expectations, quality of requests, and any additional information applicants may provide in response to a Board request.

From the Allocation Process Timeline:

- **March 19** is a regular board meeting during which Board members might have questions for applicants about funding requests. Agency representatives are encouraged to attend; if not present, questions will be forwarded to them. This meeting will include other business.
- **March 26 (5:45PM)** is a joint meeting with the CCMHB, which may include discussion of relevant issues or requests for funding. (The Boards might also choose to have discussion and related action during their separate regular meetings, canceling this one.)
- **April 9** is the deadline for staff program summaries to be made available to the Board and public, posted online as part of the packet for the upcoming meeting.
- **April 16** is a regular meeting of the CCDDDB, with focus on Board review of agency applications, supported by staff program summaries. Agency representatives are strongly encouraged to attend. This meeting will include other business and action items.
- **April 30** is a tentative meeting, which the Board might use to continue reviews or other business not completed on April 16.
- **May 14** is the staff deadline for recommendations to the board about allocations for Program Year 2026 (PY26). A draft decision memorandum will be included in the board packet for the following week's meeting, which will be posted publicly online and mailed to Board members.
- **May 21** is a regular meeting of the CCDDDB, at which the goal is to finalize decisions about allocation of funding for PY26. If an additional meeting is required, it will be ideal to hold it during May.
- Following the final board decisions, staff have a goal of completing contract negotiations in early June to allow a few weeks for contract preparation, completion of required revisions by agency staff, and full execution, so that July payments may be released in a timely fashion.

Expectations and Considerations for the Process:

Throughout the review and decision process, staff are available to talk with board members. These conversations are helpful to our review and eventual recommendations. The above timeline is intended to support the Board's mission of allocating funds for the benefit of the community and may be modified to allow more or less time. Limitations of the process and timeline

can be frustrating. Adding to the pressures are realities of the operating environment: while we work through all details, things also change for applicants and the people who seek services.

- A template checklist for (optional) Board use is attached.
- When staff program summaries are presented, Board members may have questions for staff or applicants, to be answered as time allows.
- Agency representatives should attend March and April meetings during which their applications are likely to be reviewed.
- Board members may have questions which relate directly to an application or are outside the application's scope, because their decision process includes understanding the larger service system and determining best value for residents of Champaign County.
- Board questions may be raised at any time, prior to staff reviews, during a study session or meeting, or afterward. Staff will forward questions to the specific applicant, and the applicant's written response should answer the question(s) directly and briefly. Responses will be shared with all Board members and in a publicly posted board packet, for transparency of the process.
- *April 30* is the ideal final date for Board members to pose such questions to agencies.
- *May 7* is the ideal final date for applicants' written responses, allowing Board and staff time to consider the exchanges fully.
- The turnaround time between Board discussions can be very short, sometimes making it difficult to incorporate all concerns raised. If the staff recommendations are not revised to match expectations by the time the May board meeting packet is published, additional board discussion or a subsequent board meeting may be necessary.

CCDDDB and CCMHB I/DD Funding Requests for PY2026

July 1, 2025 through June 30, 2026

Agency	Program Name	Current Approved Contract Amounts			Requests		Primary/Secondary
		DDB PY25	DDB PY24	PY25	PY26	% change	
		Original	Amended	IDDSI	MHB		
<i>Priority: Advocacy and Linkage</i>							
CCRPC - Community Services	Decision Support PCP	\$418,845	n/a		\$425,042	1%	VN/AR
DSC	Service Coordination	\$520,500	n/a		\$500,000	-4%	KF/SF
The Autism Program at UIUC	The Autism Program UIUC	n/a	n/a		\$87,186	n/a	SF/NS
<i>Priority: Home Life</i>							
Community Choices, Inc.	Inclusive Community Support (formerly Community Li	\$213,000	n/a		\$233,000	9%	NS/AR
DSC	Community Living (formerly Apartment Services)	\$615,000	n/a		\$628,000	2%	AR/VN
<i>Priority: Personal Life</i>							
Community Choices, Inc.	Transportation Support	\$171,000	n/a		\$243,000	42%	VN/KF
DSC	Clinical Services	\$260,000	n/a		\$263,000	1%	SF/AR
DSC	Individual & Family Support	\$308,000	n/a		\$320,000	4%	NS/SF
PACE	Consumer Control in Personal Support	\$45,972	n/a		\$45,972	0%	AR/VN
Parkland College District 505	Parkland College OT at Head Start West	n/a	n/a		\$70,959	n/a	VN/NS
<i>Priority: Work Life</i>							
Community Choices, Inc.	Customized Employment	\$239,500	n/a		\$256,000	7%	NS/KF
DSC	Community Employment	\$500,000	n/a		\$523,000	5%	KF/VN
DSC/Community Choices	Employment First	\$98,500	n/a		\$102,500	4%	VN/SF
<i>Priority: Community Life</i>							
Community Choices, Inc.	Self-Determination Support	\$213,500	n/a		\$228,000	7%	AR/KF
DSC	Community First	\$950,000	n/a		\$990,000	4%	SF/VN
DSC	Connections	\$115,000	n/a		\$122,000	6%	KF/AR
CCRPC	Community Life Short Term Assistance		n/a	\$232,033	\$232,033	n/a	2 year - no review
<i>Priority: Strengthening the I/DD Workforce</i>							
Community Choices	Staff Recruitment and Retention	\$34,000	n/a		\$48,000	41%	NS/KF
DSC	Workforce Development and Retention	\$244,000	n/a		\$244,000	n/a	2 year - no review
<i>Priority: Young Children and their Families (CCMHB focus)</i>							
DSC	Family Development		n/a		\$656,174	7%	SF/KF
CC Head Start/Early Head Start	Early Childhood Mental Health Sys (MH & DD)		n/a		\$241,135	n/a	2 year - no review
CU Early	CU Early		n/a		\$16,145	n/a	2 year - no review
	(amounts listed are for DD portion of MHB contracts)				-	-	
	TOTAL	\$4,946,817	\$232,033	\$913,454	\$6,520,972		
		DDB Original: DDB, Additi IDDSI To MHB total					
		total PY26 requests to all three funds, with two-year					
		MHB amount likely \$939,944 depending on growth					

CCDDB Application Review Checklist

Minimal responsiveness (*staff confirm first*): Y/N concerns/comments

Eligible per questionnaire if new. Eligible per compliance if incumbent.		
Recent audit, review, compilation, or audited balance sheet if new. Recent audit or review with no concerns if incumbent.		
All application forms submitted on time.		
Relates to I/DD.		
Other pay sources have been maximized.		
Relationships with providers of similar or related services.		

DDB Priority Categories: check appropriate

Advocacy and Linkage	_____
Home Life	_____
Personal Life	_____
Work Life	_____
Community Life	_____
Strengthening the I/DD Workforce	_____
Young Children and their Families (collaboration with CCMHB)	_____

Best Value Considerations: Y/N concerns/comments

Is there a clear connection between the budget plan and the program activities?		
Are measurable, meaningful participant outcomes included? Are the access measures and utilization targets reasonable?		
Do the people served have a say in their own service plan? How are program activities impacted by people with I/DD?		
Does the program plan narrative add program-specific strategies (beyond the agency CLCP) to engage underserved populations?		
Does the application address whether and how rural residents may use the program?		
Is inclusion in the community described at the individual level? Through program activities?		
Does the application describe use of virtual supports and training?		
Is an evidence-based, evidence-informed, promising, or innovative approach identified?		
Are staff credentials/specialized training identified?		
Are other resources identified, with efforts to leverage them demonstrated?		

FROM A YOUNG ADULT GROUP (THROUGH TAP)

1. What makes you happy?

Answers were: my transformers, Thomas the Train, video games, crochet, and Michael Jackson..so, basically, their strong interests.

2. What do you wish people knew about autism?

Answer: they all wished people had more understanding and training and understood they were doing their very best.

3. do you think your non-autistic friends treat you differently?

Answer (all of them) 'no'

4. what service do you wish was more available?

Answers: more teaching about life (cooking, transportation,etc.)

It appears that some have gotten some services from Community Choices but others haven't. They all want to learn to cook more so I think I'll add that to our list of things to do.



[Home](#) ▶ [NEA Today](#) ▶ [All News & Articles](#) ▶

NEA NEWS

How Dismantling the Department of Education Would Harm Students

Educators and parents will not stand for the destruction of our country's commitment to equal educational opportunities for all students.



 Listen
8 min

By: Tim Walker, Senior Writer

Published: February 4, 2025

SHARE



KEY TAKEAWAYS

- 1** The White House is expected soon to issue an executive order to abolish the U.S. Department of Education.
- 2** Stripping the department of its resources and mission would be catastrophic for the millions of students in low-income communities who need educational services and support. Civil rights protections against discrimination based on race, gender, and disability would also be gutted.

3 The American people do not support these actions, said NEA President Becky Pringle, and educators, parents and other allies will continue to organize, advocate, and mobilize so that all students have well-resourced schools.

In a widely expected move, President Donald Trump will at any minute issue an executive order—or a series of [orders—aimed at dismantling the U.S. Department of Education \(ED\)](#), while also urging Congress to abolish it outright. Eliminating the department, which was established by President Jimmy Carter and Congress in 1980, due to the advocacy of NEA and others, has been a key focus of Trump’s anti-public education rhetoric, as a candidate and now as president.

Since Inauguration Day, the White House has issued reckless, destructive, and even illegal directives to destabilize public schools and target some of our most vulnerable students. They include stripping schools of critical funding, [launching national school voucher programs](#), providing more funding and less oversight for private charter operators, and [greenlighting Immigration and Customs Enforcement \(ICE\) raids on public schools](#).

The divisive culture war language (“ending radical indoctrination in K-12 schooling”) used by the administration and its allies to justify its actions does not obscure the true aims of Trump’s agenda—and the very real damage these moves will inflict, especially on the millions of low-income students across the country.

Ninety percent of U.S. students and 95% of students with disabilities learn in our public schools. Students across the country benefit from programs run by the Department of Education. Eliminating the department, National Education Association President Becky Pringle said this week, was equivalent to “giving up on our future.”

“If it became a reality,” Pringle said, “Trump’s power grab would steal resources for our most vulnerable students, explode class sizes, cut job training programs, make higher education more expensive and out of reach for middle class families, take away special education services for students with disabilities, and gut student civil rights protections.”

"Americans did not vote for, and do not support," she added, “ending the federal government’s commitment to ensuring equal educational opportunities for every child.”

NEW CALLS TO ABOLISH THE EDUCATION DEPARTMENT

Ever since its creation, the Department of Education has faced continued calls from right-wing politicians for its abolishment, but the current White House presents the gravest threat yet.

The plan to close the department was a part of the GOP campaign platform and [was laid out explicitly in Project 2025](#), a policy blueprint published by the Heritage Foundation to guide a second Trump presidency. Indeed, the very first sentence of the education section of the Project 2025 manual is: “Federal education policy

should be limited and, ultimately, the federal Department of Education should be eliminated.”



Students across the country benefit from programs run by the U.S. Department of Education. Eliminating the department would be equivalent to “giving up on our future,” said NEA President Becky Pringle.

Doing so, however, requires an act of Congress. And bipartisan support for a strong federal role in ensuring a quality education for all students has in the past defeated these efforts. Just last year, the U.S. House of Representatives considered and rejected an amendment to a bill that sought to eliminate the department. [More than 60 Republican members joined Democrats in turning back the effort.](#) However, [a new bill was introduced in the House last week calling for the elimination of the department by the end of 2026.](#)

While officially closing the doors of the Education Department may prove difficult, dismantling its key functions and stripping its funds is a very real and present danger. [According to reporting in *The Wall Street Journal*](#), the White House is weighing a series of executive orders that would abolish programs that are not “explicitly in the department’s statute” and transfer other functions to other federal departments—or, in effect, gutting the Education Department without technically closing it.

HOW STUDENTS AND FAMILIES WILL PAY THE PRICE

When the White House talks about dismantling Department of Education programs, it uses phrases such as “back to the states” to obscure the fact that students— especially lower-income students in rural, suburban, and urban communities and students with disabilities—will lose big.

The Department of Education is a critical champion in enforcing federal statutes prohibiting discrimination and ensuring every student has access to an education that will help them reach their full potential. Dismantling it means defunding programs that feed, educate, and protect our most vulnerable and underserved students, and leaving many families fearful and anxious and communities reeling.



Becky Pringle

@neapresident.bsky.social



Trump is prepping an executive order to dismantle the Dept. of Education, directly harming students. It will drain resources from the most vulnerable, skyrocket class sizes, make higher ed more expensive, strip special ed services, and gut student civil rights protections. We won't let this happen.

Feb 3, 2025 at 6:26 PM

❤️ 70 🔄 34 💬 Reply

[Read 12 replies on Bluesky](#)

Here are the key programs that would be impacted:

- Title 1, which directs money to schools with high concentrations of students living in poverty and provides supports such as reading specialists and smaller class sizes, could be decimated if, as proposed in Project 2025, it is turned into block grants and handed over to individual states—without any sort of accountability or oversight. According to an [analysis by the Center for American Progress](#), 180,000 teaching positions could be lost, affecting 2.8 million students in low-income communities.
- Roughly 7.5 million students, or 15 percent of the student population, receive special education under the [Individuals with Disabilities Education Act \(IDEA\)](#), which provides \$15 billion to support students with disabilities. This program could be transferred to another agency, making it significantly less likely that students with disabilities receive the services and support they need and deserve.
- Many expect the White House to move the Education Department's Office for Civil Rights to the Department of Justice.

a move that would severely weaken its ability to protect students against discrimination based on race, gender, and disability. The absence of strong federal oversight would leave millions of students vulnerable to discrimination, leading to lower levels of motivation and academic achievement and a higher risk of dropping out.

- The Education Department also administers Pell Grants, [federal student loans](#), and loan repayment and forgiveness programs. Thirty percent of U.S. college students rely on these [federal loans to pay their tuition](#). Students and families could lose this support, leading to more students dropping out, fewer choices, and fewer options for families.

‘EDUCATORS WON’T BE SILENT’

By stripping the Department of Education of resources and authority, the White House and its allies would be able to turbocharge key tenets of the extremist anti-public education agenda already being implemented at the state level in many parts of the country. Private school vouchers are at the top of this list.

“The intent is clear,” said Pringle. “Starve our public schools of the resources our students need and funnel these resources to discriminatory and unaccountable private schools or tax cuts for billionaires who funded his campaign.”

Tell Congress to Push Back Against Executive Overreach



Congress needs to follow the Constitution and act like what it is: a co-equal branch of government.

EMAIL YOUR SENATORS

Just last week, Trump signed an executive order designed to drain resources from our public schools through [vouchers—a catastrophic idea](#) that, [when put directly in front of voters, is resoundingly rejected](#).

And according to a recent *Wall Street Journal* poll, more than 60 percent of voters opposed dismantling the Department of Education, with similar majorities supporting prioritizing education funding over tax cuts. Families across the country support strong public schools because they understand students need more opportunities, more resources, and greater protections, not less.

“Educators won’t be silent as anti-public education politicians try to steal opportunities from our students, our families, and our communities across America,” Pringle said. “Together with parents and allies, we will continue to organize, advocate, and mobilize so that all students have well-resourced schools that allow every student to grow into their full brilliance.”



Finding their North Star....



Person Centered Planning

What is a Person Centered Plan? Why do you need one? In Illinois, this is the first step on the road to anywhere!

It's what we each do for ourselves in this world we walk through. We think about what we want in life. Where we want to work, what kind of job might SPARK our interest? Where we want to live, a house or an apartment near the train or out in the country, and who we want to live with are the simplest of our concerns and the choices are endless for most of us.

If you have a disability, however, this has not always been the case. Most adults with disabilities, certainly in years gone by, did not have many choices if any. Group home, institution or living with parents or family members were the 'boxes' they were given. Some of this is beginning to change. Sadly, Illinois is NOT at the forefront of the changes being made. Illinois ranks second to last in supporting people with disabilities in their search for housing & support services. In fact, despite legislation to the contrary, and national efforts to stop placements in institutions, Illinois is still filling the many institutions continuing to function in our state. In addition, Illinois funding of Direct Support Workers is abysmal, resulting in even fewer options due to staffing shortages. Take action to help change this at [They Deserve More.](#)



Please join forces with us to learn what you can do to help initiate more options for our sons and daughters to live THEIR best lives focused on their gifts and strengths. Let's show them how wonderful it is to live about a b. with choice and support.

[Home](#) [Recipes](#) [Blog](#) [Gallery](#) [Store](#) [Engage IL](#) [Login](#)

[ORDER JUST A DOL](#)

Our ladies all started with their own person centered plan, where we began to understand what their dreams for the future are, where they might want to live and who they want to live with. Look at some of these resources to understand how to start DREAMING with your sons and daughters!

[Maps & PATH](#)

[Pacer Tips on Housing](#)





Where do you want to live? Ok so this is a BIG question. In Illinois, 75% of the people with disabilities are living with parents or family members. Here is the question, would YOU want to still be living with your parents as an adult? How about your sister or brother? Given the CHOICE, what would you pick?

This is what occurred to our family these past couple of years since our daughter moved into the 209 House. Who's life was our daughter living before the 209 House? Living with us, her parents, sure her life consisted of lots of WDSRA (special recreation) activities, some jobs and occasionally having her friends over. Much of her time, however, was still spent doing things WE wanted to do and of course including her in many of those activities. Contrast that with how her life looks today, with choices about making plans with friends, places she wants to go, food she likes, shopping, cooking with friends and time doing what she wants for relaxation in her own home.

Plan B, when we are gone, we considered life with one of her sisters the next solution. Oh, but what would that look like? Spending time doing what she had been doing with us for her activity base, then....yup, much of her time would be doing what her SISTERS wanted to do in their lives.

Flash forward....Today the 3 ladies, (alias - 3 Peas in a Pod:) have a rich life spending time in a variety of activities of their liking in community and in their home with the supports needed to make that happen. The happiness quotient is evident in all of them. Laughing, cooking, walking, working, attending a church of THEIR liking. Choices, simply put.

Check out these resources to learn about the building blocks needed to help your family member live in community with the power to make choices on their own. Discover ideas to help your sons and daughters build self sufficiency, self esteem and the self-determination to find the joy in their lives that we all take for granted in our own.

What does 'Living in Community' look like today in Illinois according to the Olmsted act, Least Restrictive Environment, Home Based Community Support, Medicare, Medicaid Waiver, and Social Services?

Join our initiative to find out how we can expand these CHOICES so deficient in the state of Illinois. We need to speak up, talk to our legislators, write letters and push to get Illinois up

this mountain so our sons and daughters have the same VIEW from the top of the mountain
that 99% of the other states in this country have.




Home Recipes Blog Gallery Store Engage IL Login

ORDER JUST A DOL

Community Living & Olmstead

Olmstead decisions in Illinois

If Minnesota can do it, why cant we!





Have you ever said to yourself...”My adult child cant live independently” thinking there are limits on the possibilities? Maybe you’ve visited a group home, or even a large community of people with various degrees of abilities and said to yourself, “this just won’t work”. Here’s the thing....Don’t we all deserve to live the life in a home that we dream of? Should our sons and daughters with challenges in their lives be denied opportunities because they can’t go it alone? Should their options consist of a pre-ordained take it or leave it ‘box’ where THEY go to get bundles of support that are in one location? Isn’t this asking a lot from a group of individuals that are given so many struggles; adapting to change, sensitive to new environments, mobility requirements, unable to speak up for what they want. The list goes on.

One of our ladies, Ashley, is an incredible example of how we can support our loved ones throughout their lives to build on their gifts & strengths with a Dream Team to provide a Life-raft on this journey called LIFE.

In search of Medicaid ‘re-imagined’ support

Watch this space for more on Ashley’s story....





[Home](#) [Recipes](#) [Blog](#) [Gallery](#) [Store](#) [Engage IL](#) [Login](#)

[ORDER JUST A DOL](#)

The Future is NOW....Dream it.... The Future is NOW....D



PY2025 2nd Quarter Program Service Reports

for I/DD programs funded by
the Champaign County Developmental Disabilities Board
and Champaign County Mental Health Board



Quarterly Program Activity / Consumer Service Report

Agency: CCRPC - Community Services

Program: Community Life Short Term Assistance Period Second Quarter PY25

Submitted 01/23/2025 by AYOST

	Community Service Events (CSE)	Service / Screening Contacts (CS)	NON-Treatment Plan Clients (NTPC)	Treatment Plan Clients (TPC)	Other
Annual Target	8	25	88	44	
Quarterly Data (NEW Clients)	1	37	0	2	
Continuing from Last Year (Q1 Only)					

Comments:

Three new applications were received in FY25, Quarter 2. One of the individuals was opened in Quarter 1 due to interest expressed to Case Manager at that time in exploring funding options through CLSTA program. The two additional applications received in Quarter two will be funded in the upcoming quarter. These applications center around a trip to Chicago in the Spring for a married couple.

The CLSTA program will be revisiting two applications received Quarter 1 for funding in the upcoming quarter. These applications were forwarded on to CCAMR for review but unfortunately were not considered due to lack of required documentation.

Referrals to the CLSTA program in FY25 have been lower than anticipated. RPC feels that this may be due to many individuals living at home with family and not meeting financial eligibility criteria. RPC drafted a contract amendment and this has been approved. This amendment expands eligibility for CLSTA program to those receiving Medicaid-Waiver funding.

Begin 7/1/24		\$233,033		CCRPC Community Life Short Term Assistance P				
Qtr	CSE	SCs	TPC Continue	TPC New	Total TPC	NTPC Continue	NTPC New	Total NTPC
1	3	43		1	1		6	6
2	1	37		2	2		0	0
3					0			0
4					0			0
Total	4	80			3	0	6	6
Targets	8	25			44	0	88	88
	50.00%	320.00%			6.82%			6.82%



Developmental Disabilities Board

Quarterly Program Activity / Consumer Service Report

Agency: CCRPC - Community Services

Program: Decision Support PCP Period Second Quarter PY25

Submitted 01/23/2025 by AYOST

	Community Service Events (CSE)	Service / Screening Contacts (CS)	NON-Treatment Plan Clients (NTPC)	Treatment Plan Clients (TPC)	Other
Annual Target	25	100	30	145	
Quarterly Data (NEW Clients)	13	125	12	2	
Continuing from Last Year (Q1 Only)					

Comments:

In FY25 Quarter 2, CCRPC saw a continued overall reduction in referrals to the Person-Centered Planning Case Management Program. As more consistent PUNS selections are occurring, individuals are gradually changing over to wavier-funded services. This has reduced the number of individuals receiving county-funded services that are in need of conflict-free case management & Person-centered planning. We have been collaborating with partners to explore existing needs and identify ways to expand our services in FY26. RPC Community Services Assistant Director- Jessica McCann and RPC Developmental Disability Services Program Coordinator- Angela Yost met with Becca Obuchowski & Hannah Sheets of Community Choices, as well as Patty Walters & Heather Levingston of DSC to brainstorm ways RPC's Person-Centered Planning Program could reach a greater number of individuals that they are serving or hope to serve in the future.

Our Transition Consultant continued attending IEP's, attending 12 IEPs. Referrals continue to mainly come from Unit 4 School District. Additional outreach to Champaign County schools will be conducted in FY25Q3 to further increase awareness of this service.

Our Dual Diagnosis Case Manager continues to have immediate openings. In Quarter 2, flyers were sent out to Mental Health providers in Champaign-Urbana area to raise awareness of this program. Program Coordinator is currently working on developing a new flyer for this program with more specific information about what to expect from working with our Dual Diagnosis Case Manager. Dual Diagnosis Case Manager will be attending training on Motivation Interviewing in Quarter 3. Elements of CBT have also been incorporated into the programs core curriculum.

Begin 7/1/24		\$418,845		CCRPC Decision Support PCP					
Qtr	CSE	SCs	TPC Continue	TPC New	Total TPC	NTPC Continue	NTPC New	NTPC Total	
1	2	61	84	6	90	0	4	4	
2	13	125		2	2		12	12	
3					0			0	
4					0			0	
Total	15	186			92	0	16	16	
Targets	25	100			145	0	30	30	
	60.00%	186.00%			63.45%			53.33%	



Quarterly Program Activity / Consumer Service Report
 Agency: **Champaign County Head Start/Early Head Start MHB**
 Program: **Early Childhood Mental Health Svcs Period Second Quarter PY25**
 Submitted **01/28/2025** by **JSPAINMHB**

	Community Service Events (CSE)	Service / Screening Contacts (CS)	NON-Treatment Plan Clients (NTPC)	Treatment Plan Clients (TPC)	Other
Annual Target	5	3000	380	100	12
Quarterly Data (NEW Clients)	0	466	15	29	5
Continuing from Last Year (Q1 Only)					

Comments:

Begin 7/1/24										
CCRPC-Head Start		\$388,463	CCMHB	(\$216,800 for DD)						
PY25-26 Early Childhood MH Services		TPC	TPC	Total	NTPC	NTPC	NTPC	Other		
	Qtr CSE	SCs	Continue	New	TPC	Continue	New	Total		
	1	0	408	42	25	67	19	14	33	5
	2	0	466		29	29	0	15	15	5
	3					0			0	
	4					0			0	
Total		0	874	42	54	96	19	29	48	10
Targets		5	3000		100	96	0	380	380	12
		0%	29%			100%			13%	83%



Quarterly Program Activity / Consumer Service Report

Agency: **CU Early**

Program: **CU Early Period Second Quarter PY25**

Submitted **01/22/2025** by **KRUSSELL**

	Community Service Events (CSE)	Service / Screening Contacts (CS)	NON-Treatment Plan Clients (NTPC)	Treatment Plan Clients (TPC)	Other
Annual Target	4	464	5	20	
Quarterly Data (NEW Clients)	5	87	2	2	
Continuing from Last Year (Q1 Only)					

Comments:

During this second quarter the CU Early program director attended 3 Soccer Planet community wide screening events. In addition, she spoke to the congregation on November 17 at the Three Hierarches Church about the Home Visiting Consortium and CU Early.

Also, in collaboration with Early Intervention and Child and Family Connections staff, the CU Early program director organized an Early Intervention parent support group held on Saturday, November 16. This event was open to families county wide. Guest speaker CU Able spoke to the families about the Early intervention process and provided resources. Families had an opportunity to connect with other families and learn more about community resources that provide support to families who have a child with a special need. 15 families attended this event.

The CU Early bilingual home visitor provided 87 service contacts with families on her caseload.

The CU Early bilingual home visitor's caseload remained at 20. One child exited (aged out of the program) and 2 prenatal Spanish speaking teen parents were enrolled in the program. Currently, there is a wait list for services for this home visitor.

In addition, the CU Early bilingual home visitor conducted developmental screenings and referred two children on her caseload to Early Intervention.

Begin 7/1/24		\$80,723	(\$16,145 DDB)		PY25-26	CU Early		
Qtr	CSE	SCs	TPC Continue	TPC New	Total TPC	NTPC Continue	NTPC New	NTPC Total
1	2	69	20	2	22			1
2	5	87			2			2
3					0			0
4					0			0
Total	7	156			24	0	3	3
Targets	4	464			20	0	5	5
	175.00%	33.62%			120.00%			60.00%



Developmental Disabilities Board

Quarterly Program Activity / Consumer Service Report

Agency: **Community Choices, Inc. DDB**

Program: **Customized Employment Period Second Quarter PY25**

Submitted **01/30/2025** by **CCCOOP**

	Community Service Events (CSE)	Service / Screening Contacts (CS)	NON-Treatment Plan Clients (NTPC)	Treatment Plan Clients (TPC)	Other
Annual Target	4	2000		50	3020
Quarterly Data (NEW Clients)	4	428	0	2	582
Continuing from Last Year (Q1 Only)					

Comments:

CSEs in Q2: Disability Expo on 10/26, UIUC Charitable Fund Drive 10/8, Stevie Jay Radio Spot on 12/26, Marion County Horizons Session on 10/17

Service Contacts in Q2: 428, which are also reported as claims via the online reporting system

NTPCs in Q2: 0

TPCs in Q2: 2 new

Other: 582 direct hours in Q2 (submitted via claims uploads)

Begin 7/1/24	CCDDB		Customized Employment						
\$239,500	CSE	SCs	TPC Continue	TPC New	Total TPC	NTPC Continue	NTPC New	NTPC Total	DS HOUR
Qtr 1	2	562	36	5	41	0	0	0	936
Qtr 2	4	428		2	2		0	0	582
Qtr 3					0				0
Qtr 4					0				0
Total	6	990	36	7	43	0	0	0	1518
Targets	4	2000			50			0	3020
	150.00%	49.50%	#DIV/0!	#DIV/0!	86.00%			#DIV/0!	50.26%



Developmental Disabilities Board

Quarterly Program Activity / Consumer Service Report

Agency: **Community Choices, Inc. DDB**

Program: **Inclusive Community Support (Com Living) Period Second Quarter PY25**

Submitted **01/30/2025** by **CCCOOP**

	Community Service Events (CSE)	Service / Screening Contacts (CS)	NON-Treatment Plan Clients (NTPC)	Treatment Plan Clients (TPC)	Other
Annual Target	4	300	18	30	200
Quarterly Data (NEW Clients)	3	94	6	2	100
Continuing from Last Year (Q1 Only)					

Comments:

3 CSEs in Q2: Disability Expo on 10/26, UIUC Charitable Fund Drive on 10/8, Stevie Jay Radio Spot on 12/16

Service Contacts in Q2: 94 for NTPCs in Personal Development Classes (468 Claims for TPCs reported via the online reporting system)

NTPCs in Q2: 6 (includes participants in Personal Development Classes)

TPCs in Q2: 2 New TPCs

Other: 100 Direct Hours in Q1 for NTPCs in Personal Development Classes (586 total hours of claims for TPCs reported via the online reporting system)

Inclusive Community Support formerly Community Living									
Begin 7/1/24									
\$213,000									
Qtr	CSE	SCs	TPC Continue	TPC New	Total TPC	NTPC Continue	NTPC New	NTPC Total	Total Hour
1	2	604	27	5	32		4	4	783
2	3	562		2	2		6	6	668
3					0			0	0
4					0			0	0
Total	5	1166	27	7	34	0	10	10	1451
Targets	4	2063			30	0	0	18	2878
	125.00%	56.52%			113.33%			83.33%	50%



Developmental Disabilities Board

Quarterly Program Activity / Consumer Service Report

Agency: **Community Choices, Inc. DDB**

Program: **Self-Determination Support Period Second Quarter PY25**

Submitted **01/30/2025** by **CCCOOP**

	Community Service Events (CSE)	Service / Screening Contacts (CS)	NON-Treatment Plan Clients (NTPC)	Treatment Plan Clients (TPC)	Other
Annual Target	4	3369	215		2259
Quarterly Data (NEW Clients)	4	720	16	0	935
Continuing from Last Year (Q1 Only)					

Comments:

4 CSEs in Q2: Disability Expo on 10/26, UIUC Charitable Fund Drive on 10/8, Stevie Jay Radio Spot on 12/16, Marion County Horizons Session on 10/17

720 service contacts in Q2 (389 for members with disabilities and 331 for family members)

16 new NTPCs in Q2 (8 NTPCs with disabilities and 8 family members)

0 TPCs

Other = 935 direct hours in Q2

Begin 7/1/24		Self-Determination Support									
Qtr	CSE	SCs	TPC Continue	TPC New	Total TPC	NTPC Continue	NTPC New	NTPC Total	Other DS Hours		
1	2	631	0	0	0	202	34	236	976		
2	4	720		0	0		16	16	935		
3					0				0		
4					0				0		
Total	6	1351	0	0	0	202	50	252	1911		
Targets	4	3369			0			215	2259		
	150.00%	40.10%						117.21%	84.59%		



Developmental Disabilities Board

Quarterly Program Activity / Consumer Service Report

Agency: **Community Choices, Inc. DDB**

Program: **Staff Recruitment and Retention** Period **Second Quarter PY25**

Submitted **01/30/2025** by **CCCOOP**

	Community Service Events (CSE)	Service / Screening Contacts (CS)	NON-Treatment Plan Clients (NTPC)	Treatment Plan Clients (TPC)	Other
Annual Target	3		16		63
Quarterly Data (NEW Clients)	2		1		17
Continuing from Last Year (Q1 Only)					

Comments:

CSEs: UIUC Charitable fund drive (10/8), Disability Expo (10/28) (Advertised Bonuses in hiring and ongoing @ table) No open jobs in Q2

Other = Bonuses: 16 Retention Bonuses Paid in Q2 - 1 Sign-on bonus in Q2

NTPCs = Staff, 1 new staff in Q2

Staff Recruitment and Retention									
Begin 7/1/24		\$68,000 PY24-25							
Qtr	CSE	SCs	TPC Continue	TPC New	Total TPC	NTPC Continue	NTPC New	NTPC Total	Other
1	1					16		16	16
2	2							1	17
3								0	
4								0	
Total	3	0	0	0	0	16	0	17	33
Targets	3					0	12	4	63
	100.00%							106.25%	52.38%



Developmental Disabilities Board

Quarterly Program Activity / Consumer Service Report

Agency: **Community Choices, Inc. DDB**

Program: **Transportation Support Period Second Quarter PY25**

Submitted **01/30/2025** by **CCCOOP**

	Community Service Events (CSE)	Service / Screening Contacts (CS)	NON-Treatment Plan Clients (NTPC)	Treatment Plan Clients (TPC)	Other
Annual Target	4	3256	45	0	1300
Quarterly Data (NEW Clients)	4	1444	5		679
Continuing from Last Year (Q1 Only)					

Comments:

4 CSEs in Q2: Disability Expo on 10/26, UIUC Charitable Fund Drive on 10/8, Stevie Jay Radio Spot 12/16, Marion County Horizons Session on 10/17

Service Contacts in Q2: 1444

NTPCs in Q2: 5 new

Other: Direct hours in Q1: 679

A total of 722 rides were provided : Work - 332, Leisure - 136, Medical/Health - 43, CC social opportunities - 115, CC meetings/appointments - 47, Errands - 40, Family - 5

Transportation Support		Begin 7/1/24									
Qtr	CSE	SCs	TPC Continue	TPC New	Total TPC	NTPC Continue	NTPC New	NTPC Total	Other Hours		
1	2	1575	0	0	0	31	14	45	736		
2	4	1444			0		5	5	679		
3					0			0			
4					0			0			
Total	6	3019	0	0	0	31	19	50	1415		
Targets	4	3256			0			45	1300		
	150.00%	92.72%						111.11%	108.85%		



Developmental Disabilities Board

Quarterly Program Activity / Consumer Service Report

Agency: Developmental Services Center

Program: Clinical Services Period Second Quarter PY25

Submitted 01/31/2025 by KELLI2019

	Community Service Events (CSE)	Service / Screening Contacts (CS)	NON-Treatment Plan Clients (NTPC)	Treatment Plan Clients (TPC)	Other
Annual Target	2	10	5	65	
Quarterly Data (NEW Clients)	1	10	2	6	
Continuing from Last Year (Q1 Only)					

Comments:

Community Service Events: There was one community service event this month, The disABILITY Expo which took place in October at Market Place Mall.

Individual Info: Eleven individuals received two types of clinical services this quarter. One new person started psychiatry services. Five new people had occupational therapy services. Two people underwent psychological assessments. Two current people received occupational therapy assessments in addition to counseling services.

Service/Screening Contacts: There were ten screening contacts this quarter and they all received their requested service.

Extra Reporting Time: 2.5 hours this quarter spent on tasks related to billing and reporting.

Update on DSP Support Specialist: The DSP Support Specialist assisted 39 DSC staff this quarter. Supports were provided in a variety of areas including creation of visual supports, development and revision of behavior support strategies, staff trainings, and hands-on support with staff and individuals.

Occupational Therapy Update: The occupational therapist completed evaluations this quarter for exercise recommendations, sensory supports, and mobility device acquisition and/or repair.

Begin 7/1/24		\$260,000		Clinical Services						
Qtr	CSE	SCs	TPC Continue	TPC New	Total TPC	NTPC Continue	NTPC New	Total NTPC	Other	
1	0	3	52	3	55	2	0	2	3	
2	1	10		6	6		2	2	2.5	
3					0			0		
4					0			0		
Total	1	13			61			4	5.5	
Targets	2	10			65		5	5		
	50%	130%			93.85%			80.00%		



Developmental Disabilities Board

Quarterly Program Activity / Consumer Service Report

Agency: **Developmental Services Center**

Program: **Community Employment Period Second Quarter PY25**

Submitted **01/31/2025** by **KELLI2019**

	Community Service Events (CSE)	Service / Screening Contacts (CS)	NON-Treatment Plan Clients (NTPC)	Treatment Plan Clients (TPC)	Other
Annual Target	2	10		88	
Quarterly Data (NEW Clients)	1	2		2	
Continuing from Last Year (Q1 Only)					

Comments:

Community Employment continued their partnership for supported employment with the Carle Dish Room, Champaign Park District (CPD), Urbana-Champaign Independent Media Center (UCIMC), Hessel Park Church, and Advanced Medical Transport East (AMT). AMT and the Champaign Park District continue to produce wonderful natural support for those who work there.

This quarter Community Employment introduced an Employment Satisfaction Survey. This was the culmination of a project started several months ago with the University of Illinois Evaluation Capacity Team and gathers both qualitative and quantitative data from individuals served in several areas of their work life. One area of focus within the survey was asking about satisfaction with natural support at work. Responses reflected overwhelming satisfaction. Most of those surveyed felt supported and accepted by coworkers, believed coworkers involved them in daily conversations, and they believed they were treated no differently than other employees. A positive foundation with natural support at work can enhance workplace effectiveness, as shown by the high confidence among employees in stating they can work with other people to solve problems and answer questions.

The continued use of this survey will give the Community Employment program data across time and guide us in our support as it speaks to building and maintaining many positive aspects in the workplace.

Begin 7/1/24	\$500,000		Community Employment					
Qtr	CSE	SCs	TPC Continue	TPC New	Total TPC	NTPC Continue	NTPC New	NTPC Total
1	0	0	83		2	85		
2	1	1			2	2		
3						0		
4						0		
Total	1	1	83		4	87	0	0
Targets	2	10			88	88	0	0
	50%	10%				98.86%		



Developmental Disabilities Board

Quarterly Program Activity / Consumer Service Report

Agency: **Developmental Services Center**

Program: **Community First Period Second Quarter PY25**

Submitted **01/31/2025** by **KELLI2019**

	Community Service Events (CSE)	Service / Screening Contacts (CS)	NON-Treatment Plan Clients (NTPC)	Treatment Plan Clients (TPC)	Other
Annual Target	2	6	45	45	
Quarterly Data (NEW Clients)	1	2	7	2	
Continuing from Last Year (Q1 Only)					

Comments:

Community First was represented at the annual disABILITY Expo at Marketplace Mall in October 2024.

Feedback provided by participants led to the creation of three new Community First groups designed to support people in exploring interests of their choosing. These included: All Things Pokémon, Creative Writing, and Autumn/Holiday Flavors.

In addition to these new groups, several popular ongoing groups continued throughout the second quarter: These included Health Matters, Swimming, Basketball and Video Games, Role Playing at Enchantment Alley, Pen Pals, Anime, and Women’s Group. Cooking classes continued in the community.

Exploring Central IL was requested again. Participants visited the Route 66 Museum, Lincoln sites, Champaign County History Museum, the giant objects of Casey IL, Chevrolet Hall of Fame, Bass Pro Shop, Illini Woman’s basketball game, and Candlestick Lane.

Other offerings included, Unsolved Mysteries, Fantasy Football, Retro Gaming, Nostalgia, Theater Goers, Learn Spanish, Book Club, Fan Club, Fall Explorers, Bowling and visiting new businesses such as Good Judy’s Espresso and Bagel Bar, Parlor Donuts, The Literary, Martens Center, and Spurlock Museum.

Volunteering continued as a way for people to give back to the community and build skills for future employment. Participants volunteered at the Hope Center, Salt & Light, Eastern Illinois Food Bank, and The Preservation and Conservation Association (PACA).

7/1/24 Community First			\$ 950,000					
Qtr	CSE	SCs	TPC Continue	TPC New	Total TPC	NTPC Continue	NTPC New	NTPC Total
1	0		1	45	2 ✓		116	116
2	1		2		2 ✓		7	7
3					0			0
4					0			0
Total	1		3	45	4			123
Targets	2		6		45	0	45	45
	50%		50%		108.89%			273%



Developmental Disabilities Board

Quarterly Program Activity / Consumer Service Report

Agency: **Developmental Services Center**

Program: **Community Living Period Second Quarter PY25**

Submitted **01/31/2025** by **KELLI2019**

	Community Service Events (CSE)	Service / Screening Contacts (CS)	NON-Treatment Plan Clients (NTPC)	Treatment Plan Clients (TPC)	Other
Annual Target		6		78	
Quarterly Data (NEW Clients)		0		0	
Continuing from Last Year (Q1 Only)					

Comments:

Each person in the Community Living Program has support tailored to their specific needs. Some areas of assistance this past quarter include:

- Financial management: Rep-Payee services and budgeting assistance. Individuals utilize online banking portals, electronic checkbook registers, Excel-based budgeting forms that clearly break down where expenses are allocated each month, as well as reconciliation forms to ensure all accounts are accurately balanced. The use of these various tools along with staff support ensures that individuals have a better understanding of their finances.
 - Medical Support: Staff help individuals schedule medical appointments and provide transportation when needed. The use of the MyChart app helps ensure that no appointments are missed and facilitates communication between the person’s team.
 - Shopping/Apartment Safety: In person shopping support as well as using apps for online grocery shopping. Additionally, staff assist with the use of pharmacy apps to submit prescription refills and ensure medications are refilled when necessary.
- Support for apartment safety and cleanliness is provided using housekeeping checklists, while other assistance is given through follow up, verbal prompts, and/or modeling.

Community Experience

There were two community experiences this quarter. Participants went to the Indiana Covered Bridge Festival. Staff provided transportation for those who wanted to participate and helped individuals budget to ensure they could take part in the festival activities. The other community experience was held at CU Adventures in Time and Space. Prior to the event, staff supported individuals in planning their budgets and travel. The puzzles were solved by the participants working together and everyone escaped!

Begin 7/1/24		\$615,000	Community Living					
Qtr	CSE	SCs	TPC Continue	TPC New	Total TPC	NTPC Continue	NTPC New	NTPC Total
1			6	72	2			0
2			0		0			0
3								0
4								0
Total	0	6	72	2	74	0	0	0
Targets			6		78			
		100%			94.87%			



Developmental Disabilities Board

Quarterly Program Activity / Consumer Service Report

Agency: **Developmental Services Center**

Program: **Connections Period Second Quarter PY25**

Submitted **01/31/2025** by **KELLI2019**

	Community Service Events (CSE)	Service / Screening Contacts (CS)	NON-Treatment Plan Clients (NTPC)	Treatment Plan Clients (TPC)	Other
Annual Target	5		12	25	
Quarterly Data (NEW Clients)	2		1	6	
Continuing from Last Year (Q1 Only)					

Comments:

The second quarter of FY25 continued to be both vibrant and creative. Our offerings showcased a wide range of art opportunities, allowing participants to explore, develop, and express themselves through various ways. The Crow participated in the annual disABILITY Expo at Marketplace Mall and hosted an Open House on Sunday December 8th, 2024. There was an excellent turnout, and many participants showcased their work at both events. We are also pleased to have continued our successful partnership with CU Create for the third consecutive quarter. This collaboration has expanded the range of inclusive creative opportunities available in our community, including events and workshops held at The Crow.

The Crow had the following offerings in the second quarter:

- Mixed Media: Artists combined various art forms, from painting to 3D art, producing unique creations.
- Polymer Clay: A favorite, this group allowed for hands-on crafting of polymer beads and mini renderings of participant’s favorite things.
- Cartoon Art: Participants practiced character design, storytelling, and the creation of their own comic strips, sparking imagination.
- Pixel/Watercolor Art: This group explored pixel art in various forms and introduced new people to watercolor painting techniques.
- Collage: In this group, artists used found materials and magazines to create dynamic works, exploring themes of identity and expression.
- Wood Art- This cohort planned and designed hand made wood crafts for sale at the Crow Holiday Open House, including ornaments, trees, and shelving units.
- Studio Art: A freeform offering where participants could work on independent projects, receive guidance from the group leader, and collaborate with peers on other artistic efforts.
- Fiber Arts: Participants learned the basics of sewing and explored introductory yarn crafts.
- Vinyl Printing: This group offered a space to create custom vinyl designs for ornaments, signs, and more.
- Cap Creations: A fun approach to pixel art where participants designed and laid out bottle caps in a pattern to create a larger image.

Begin 7/1/24		\$115,000		Connections					
Qtr	CSE	SCs	TPC Continue	TPC New	Total TPC	NTPC Continue	NTPC New	NTPC Total	
1	0		23	5	28	0	28	28	
2	2			6	6	1		1	
3					0			0	
4					0			0	
Total	2	0	23	11	34	1	28	29	
Targets	5	0		63	25			12	
	40.00%				136.00%			241.67%	



Developmental Disabilities Board

Quarterly Program Activity / Consumer Service Report

Agency: **Developmental Services Center**

Program: **Employment First Period Second Quarter PY25**

Submitted 01/31/2025 by KELLI2019

	Community Service Events (CSE)	Service / Screening Contacts (CS)	NON-Treatment Plan Clients (NTPC)	Treatment Plan Clients (TPC)	Other
Annual Target	25				
Quarterly Data (NEW Clients)	19				
Continuing from Last Year (Q1 Only)					

Comments:

Employer Training:

LEAP Training – completed nineteen for quarter

•Central IL HR Group, 61820 – Completed the LEAP training in-person on 10/1/2024. The following businesses were also in attendance and given LEAP certificates:

WIRCO, 61824

JSM Living, 61820

Fairlawn Real Estate, 61820

MTD, 61802

Manpower, 61820

OSF, 61801

Grainger College of Engineering, 61801

Parkland College, 61821

UIUC Prairie Research Institute, 61820

Illinois Human Resources, 61820

Broeren Russo Builders, Inc., 61821

Spherion Staffing, 61874

University of Illinois System, 61820

Health Services Consultants, Inc., 61822

Human Kinetics, Inc., 61820

Eastern Illinois Foodbank, 61802

•Good Judys Espresso & Bagel Bar, 61802 – Completed the LEAP training in person on 10/30/2024. Both owners were in attendance.

•Urbana Park District, 61801 – Completed the LEAP training virtually on 11/19/2024. Seventeen upper management personnel from various programs were in attendance.

Employed by LEAP-trained business:

•University of IL – one full time building services worker

•Urbana Park District – one part-time front desk associate

Program Development:

- Attended the following networking events to make contacts and promote LEAP: Champaign County Chamber of Commerce - Chamber First Friday Coffee; Champaign County Chamber of Commerce Champaign – Small Business Showcase After Hours; Exchange Club of Champaign, IL; University YMCA – Friday Forum; Synergy Home Care – Networking Happy Hour
- Attended the annual disABILITY Resource Expo
- 132 businesses were approached about LEAP/Frontline Staff training.
- A quarterly “News Flash” email was sent out to businesses that have been LEAP trained highlighting some information about the benefits of employing people with disabilities.

7/1/2024		\$98,500		Employment First					
Qtr	CSE	SCs	TPC Continue	TPC New	Total TPC	NTPC Continue	NTPC New	NTPC Total	
1	1	0	0	0	0	0	0	0	0
2	19								
3									
4									
Total	20	0	0	0	0	0	0	0	0
Targets	25	0	0	0	0	0	0	0	0
	80.00%								



Quarterly Program Activity / Consumer Service Report

Agency: **Developmental Services Center**

Program: **Family Development Period Second Quarter PY25**

Submitted **01/31/2025** by **KELLI2019**

	Community Service Events (CSE)	Service / Screening Contacts (CS)	NON-Treatment Plan Clients (NTPC)	Treatment Plan Clients (TPC)	Other
Annual Target	15	200		655	
Quarterly Data (NEW Clients)	5	70		83	
Continuing from Last Year (Q1 Only)					

Comments:

Family Development staff participated in five community outreach events including the EI Public Awareness Campaign for Babies Can't Wait, The disABILITY Expo, a pop up screening event at Salt & Light, Tree of Hope, and Parent Talk Support Group. Play groups continue at both Salt & Light and through a partnership with The Autism Project (TAP). These play groups not only provide valuable skill development and socialization for the children, but it helps parents have a place to gain insight and support from each other.

There were 2 screenings completed where families did not provide their address, so they are not reflected in the DDB claim system or screening contact quarterly data.

Begin 7/1/24		\$656,174 PY24/PY25							
MHB			TPC	TPC	Total	NTPC	NTPC	NTPC	
Qtr	CSE	SCs	Continue	New	TPC	Continue	New	Total	
1	3	32	752	73	825	0	0	0	
2	5	70		83	83		0		
3					0				
4					0				
Total	8	102	752	156	908	0	0	0	
Targets	15	200			655				
					138.63%				



Developmental Disabilities Board

Quarterly Program Activity / Consumer Service Report

Agency: **Developmental Services Center**

Program: **Individual and Family Support** Period **Second Quarter PY25**

Submitted **01/31/2025** by **KELLI2019**

	Community Service Events (CSE)	Service / Screening Contacts (CS)	NON-Treatment Plan Clients (NTPC)	Treatment Plan Clients (TPC)	Other
Annual Target	3	8	20	40	
Quarterly Data (NEW Clients)	1	2	14	2	
Continuing from Last Year (Q1 Only)					

Comments:

Families continue to rely on respite services for relief from caregiving duties, as well as have the ability to attend events for other family members and travel needs. Specific assistance requests involved financial assistance for recreational activities. The Resource Coordinator shared information about all Illinois Respite Services, PUNS, and documents required to be eligible for the IFS program with interested families. Several inquiries regarding respite have occurred this quarter.

Advocates participated in the opening presentation for The Council on Quality and Accreditation (CQL) during the October accreditation process. They each spoke about an area of service that they receive. They helped plan their discussion points and their speeches were highlighted with background pictures of them participating in events and activities. Each advocate was paid for this speaking engagement. Two advocacy groups continue to work through the Alliance curriculum about self-advocacy. The highlight of the quarter for the advocates was the three-day virtual Speak Up Speak Out event. Although many stated they wished it were in person, they all said they learned something new about speaking up for their rights or the rights of others. Several participants were first timers to the event and are looking forward to participating next year already!

In November, the Resource Coordinator took part in a 3-day certification program to equip him with skills to teach individuals about healthy relationships and sexuality. Plans are underway for training sessions based on participant needs and requests.

Begin 7/1/24		Individual and Family Support							
\$308,000			TPC	TPC	Total	NTPC	NTPC	NTPC	
Qtr	CSE	SCs	Continue	New	TPC	Continue	New	Total	
1	0	0	31	0	33	8	7	15	
2	1	2			2		14	14	
3						0		0	
4						0		0	
Total	1	2			35			29	
Targets	3	8			40	40	20	20	
	33%	25%				87.50%		145%	



Developmental Disabilities Board

Quarterly Program Activity / Consumer Service Report

Agency: **Developmental Services Center**

Program: **Service Coordination Period Second Quarter PY25**

Submitted **01/31/2025** by **KELLI2019**

	Community Service Events (CSE)	Service / Screening Contacts (CS)	NON-Treatment Plan Clients (NTPC)	Treatment Plan Clients (TPC)	Other
Annual Target	2	20	5	275	
Quarterly Data (NEW Clients)	1	4	0	4	
Continuing from Last Year (Q1 Only)					

Comments:

Four new individuals were screened for service coordination and were accepted into the program this quarter.

Community participants at the disABILITY Expo who stopped at the DSC booth learned of service coordination supports in addition to other DSC services.

Some of the specific services offered this past quarter have included:

- Obtaining cash assistance for an individual who lost a job and is having difficulty meeting their needs.
- Supporting an individual through a difficult pregnancy.
- Working with CCRPC to discuss resources available and how to best connect someone who is really struggling with their mental health.
- Continued supporting an individual with court and legal issues.
- Continued assistance for individuals with Medicaid/SNAP benefits. This continues to be a time-consuming process.
- Working with teams to find ways to encourage someone to continue participating in DSC services.
- Working with the team and resources to create a plan for someone to return safely to DSC programs.

Begin 7/1/24	Service Coordination			\$520,500				
Qtr	CSE	SCs	TPC Continue	TPC New	Total TPC	NTPC Continue	NTPC New	NTPC Total
1	0	0	247	6	253	2	0	2
2	1	4		4	4		0	0
3					0			0
4					0			0
Total	1	4	247	10	257	2	0	2
Targets	2	20		275	275		5	5
	50.00%	20.00%			93.45%			



Developmental Disabilities Board

Quarterly Program Activity / Consumer Service Report

Agency: **Developmental Services Center**

Program: **Workforce Development and Retention Period Second Quarter PY25**

Submitted **01/31/2025** by **KELLI2019**

	Community Service Events (CSE)	Service / Screening Contacts (CS)	NON-Treatment Plan Clients (NTPC)	Treatment Plan Clients (TPC)	Other
Annual Target				160	
Quarterly Data (NEW Clients)				140	
Continuing from Last Year (Q1 Only)					

Comments:

8 eligible DSP staff received a training completion bonus.
 132 eligible staff received retention bonuses in December.

Two staff attended the Frontline Supervisor Train the Trainer program through the National Alliance for Direct Support Professionals.

DSC continues our partnership with the U of I Evaluation Capacity team. We are currently developing a survey for staff who are recipients of workforce retention funds. The survey is scheduled for distribution in the third quarter.

Begin 7/1/24		\$244,000	PY25-26		Workforce Development and Retention				
Qtr	CSE	SCs	TPC Continue	TPC New	Total TPC	NTPC Continue	NTPC New	NTPC Total	Other
1					0			0	133
2					0			0	140
3					0			0	
4					0			0	
Total	0	0	0	0	0	0	0	0	273
Targets									160
									170.63%



Developmental Disabilities Board

Quarterly Program Activity / Consumer Service Report

Agency: **Persons Assuming Control of their Environment (PACE), Inc.**

Program: **Consumer Control in Personal Support Period Second Quarter PY25**

Submitted 01/31/2025 by MICHELLE

	Community Service Events (CSE)	Service / Screening Contacts (CS)	NON-Treatment Plan Clients (NTPC)	Treatment Plan Clients (TPC)	Other
Annual Target	20	250	30	0	9
Quarterly Data (NEW Clients)	8	79	9	0	2
Continuing from Last Year (Q1 Only)					

Comments:

PACE offered orientations in person and via Zoom, as well as 1:1 appointments at PACE's office during this quarter to recruit PSWs. PACE continues to do outreach activities, job postings, and community events to attempt to recruit PSWs. PACE staff participated in the following community events this quarter:

- School of Social Work Community Learning Lab Community Connection Corner
- Stone Creek Church Expungement Summit and Resource Fair
- DISABILITY Resource Expo at the Market Place Mall
- Envision Unlimited event at Old Orchard Lane

PACE also had the CCDDDB site visit and staff attended the CCDDDB/CCMHB Online Reporting System User Training.

PACE continues to contact and attempt to collaborate with the University of Illinois School of Social Work, Envision Unlimited, and parent groups at Community Choices, IRC, NAMI, and DSC.

No TPCs due to people being served through this funding are people seeking employment as PSWs and no-vocational program to consumers with I/DD. Continued collaboration is taking place with DRS, IRC, Community Choices, and the DRS-vocational program. They are referring individuals with I/DD and their families to PACE to hire an oriented PSW on the registry through this funding.

PACE continues our quarterly PSW advisories to provide an extra opportunity for consumers and PSWs to connect and discuss PSW program topics. The PSW advisory also allows for discussing issues to improve the employer/employee relationship. The Hybrid meeting (Zoom and In-Person) for the PSW advisory occurred on, Tuesday, December 11, 2024. The advisory had guest speakers from the Faith Community Nursing Network.

Note that PACE had one potential PSW that did not pass the background checks after the orientation.

PACE had 2 Successful matches for Q2.

PACE has sent 3 sets of referrals this quarter.

7/1/2024 PY25		\$45,972		Consumer Control in Personal Support						
Qtr	CSE	SCs	TPC	TPC	Total	NTPC	NTPC	NTPC	other	
			Continue	New	TPC	Continue	New	Total		
1	8	63	0	0		63	8	71	1	
2	8	79				9		9	2	
3								0		
4								0		
Total	16	142	0	0	0	72	8	80	3	
Targets	20	250	0		0	0	30	30	9	
	80%	57%						267%	33%	

PY2025
2nd Quarter
Program
Claims
Data

for I/DD programs funded by
the Champaign County Developmental Disabilities Board
and Champaign County Mental Health Board

CCRPC - Community Services

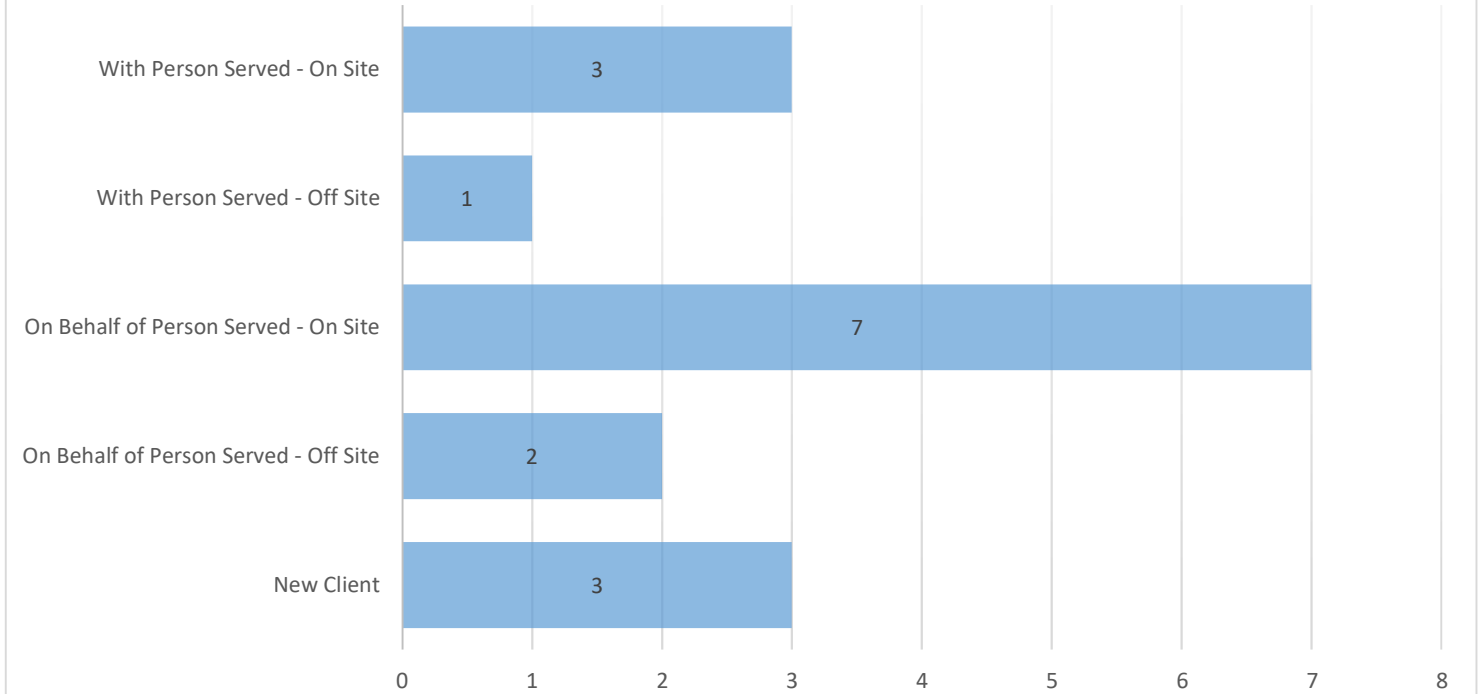
Community Life Short Term Assistance *NEW* \$58,008

PY25 Q2

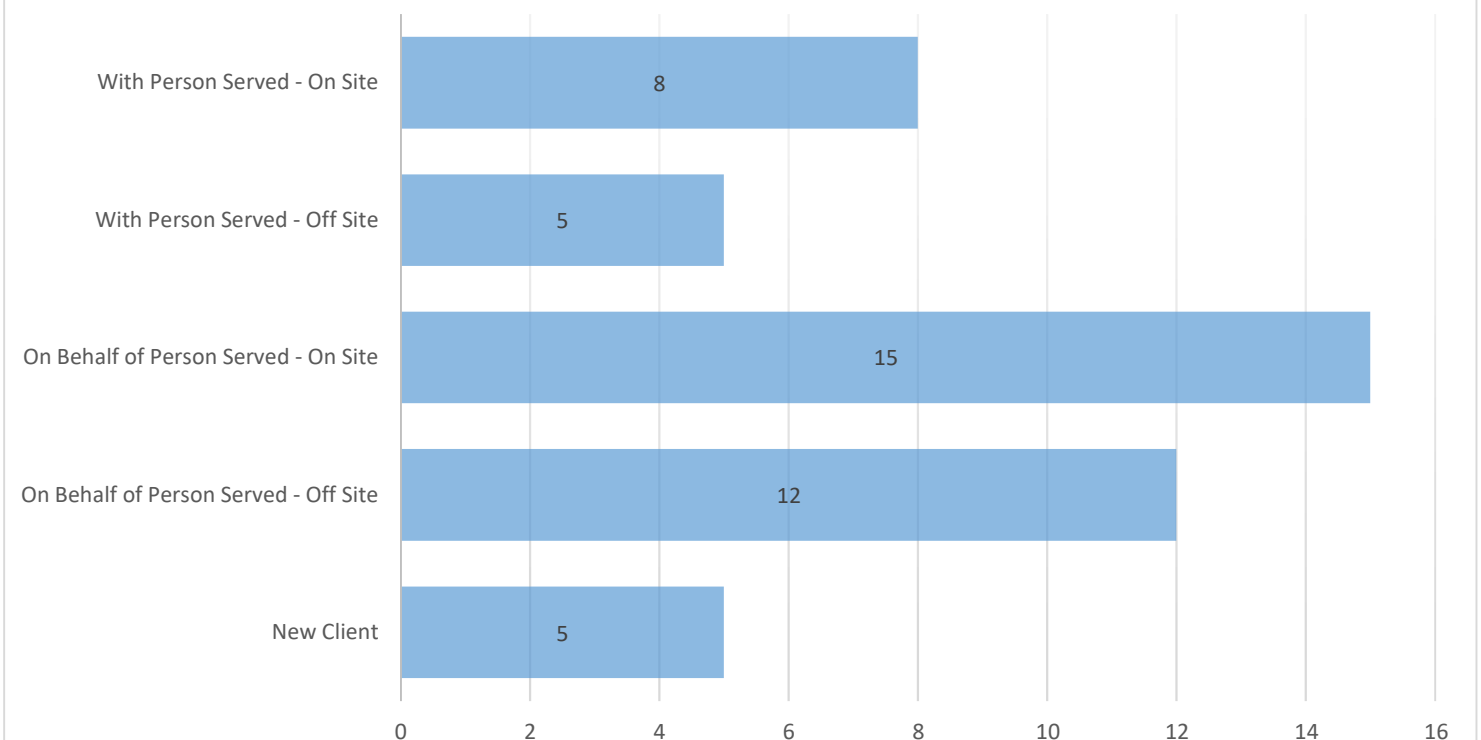
IDDSI

9 people were served, for a total of 45 hours

PARTICIPANTS PER SERVICE ACTIVITY



HOURS PER SERVICE ACTIVITY



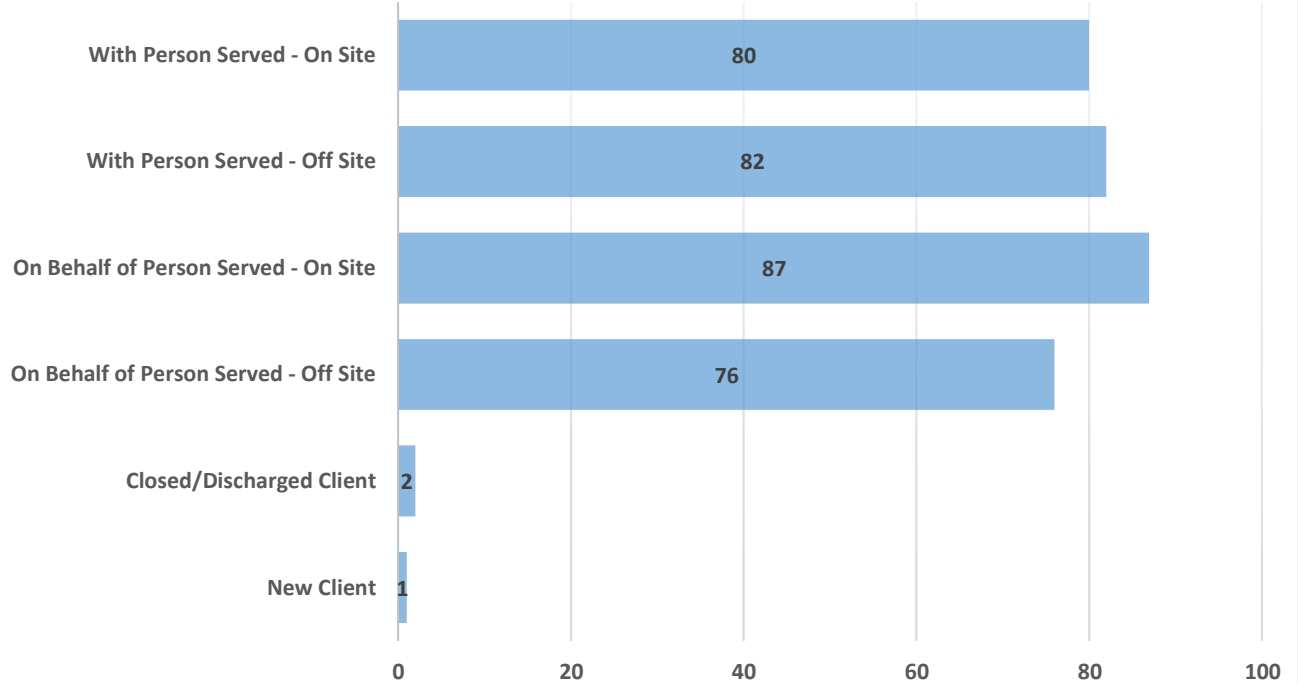
CCRPC - Community Services

Decision Support Person \$104,711

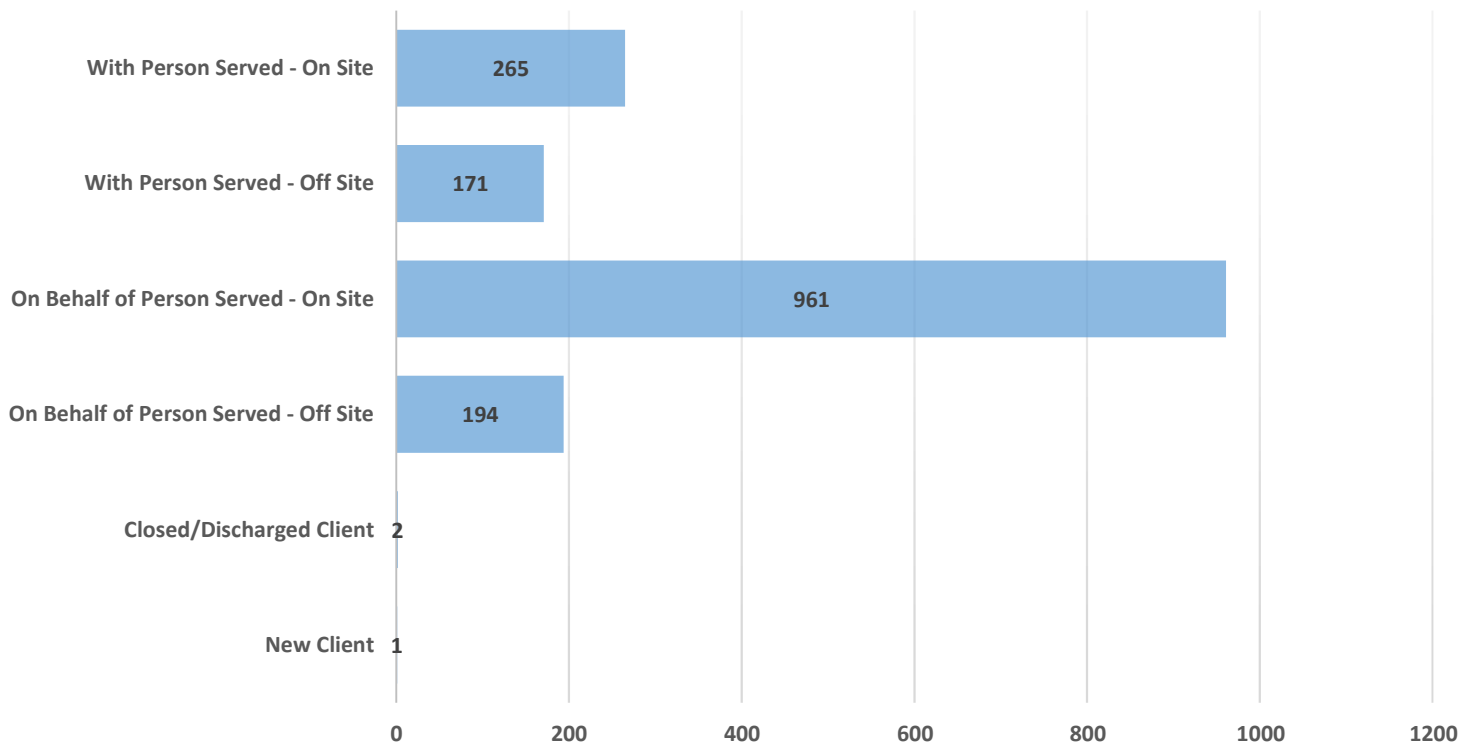
PY25 Q2

89 people were served, for a total of 1,594 hours

PARTICIPANTS PER SERVICE ACTIVITY



HOURS PER SERVICE ACTIVITY

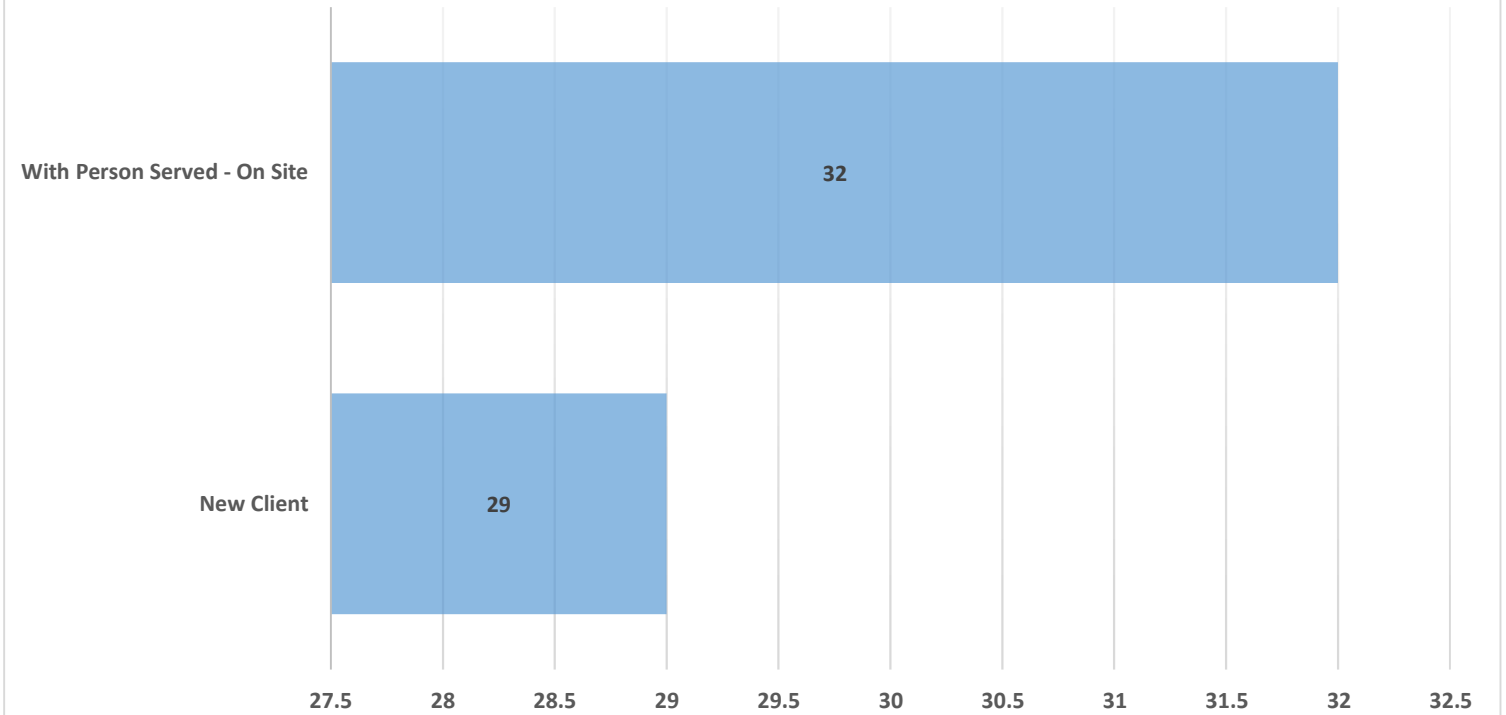


CCRPC - Head Start/Early Head Start

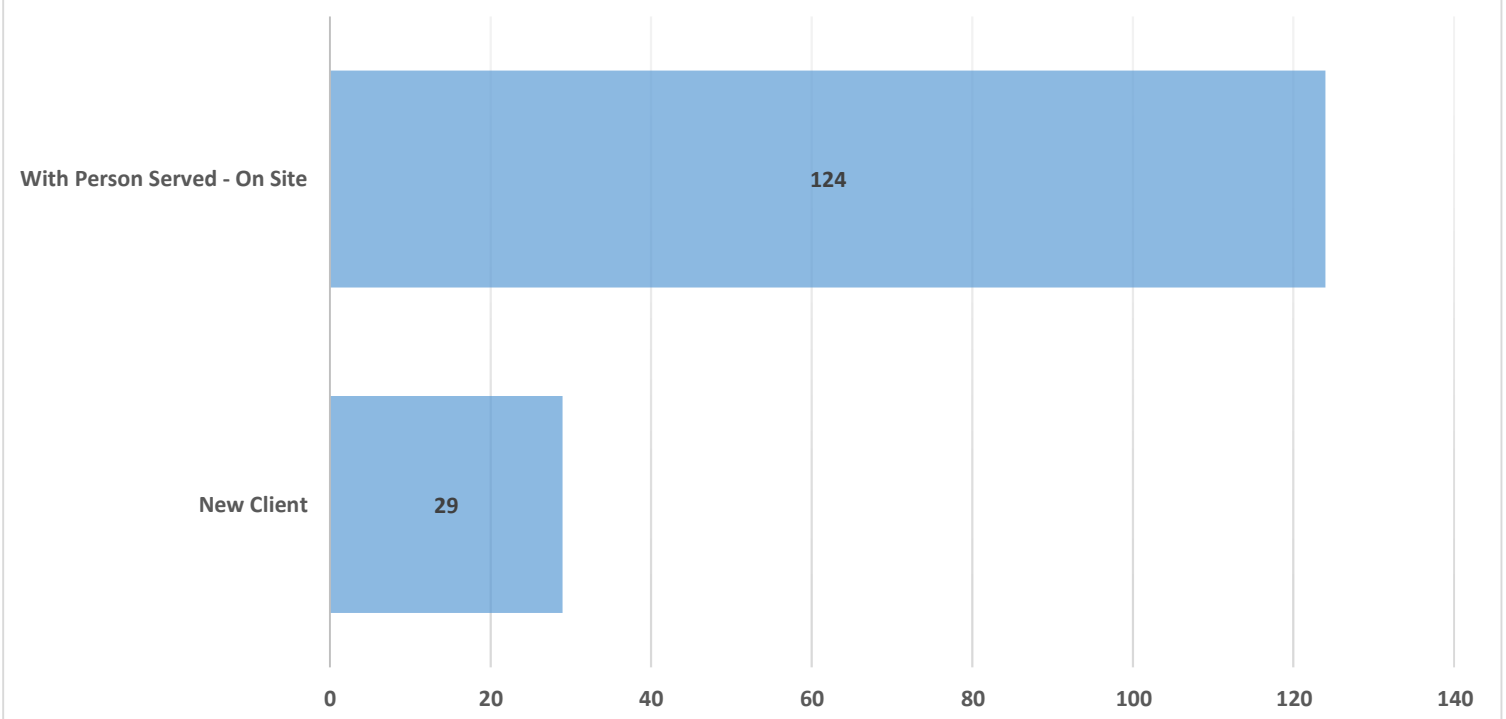
Early Childhood Mental Health Svs \$54,200 PY25 Q2 MHB

32 people were served, for a total of 153 hours

PARTICIPANTS PER SERVICE ACTIVITY



HOURS PER SERVICE ACTIVITY

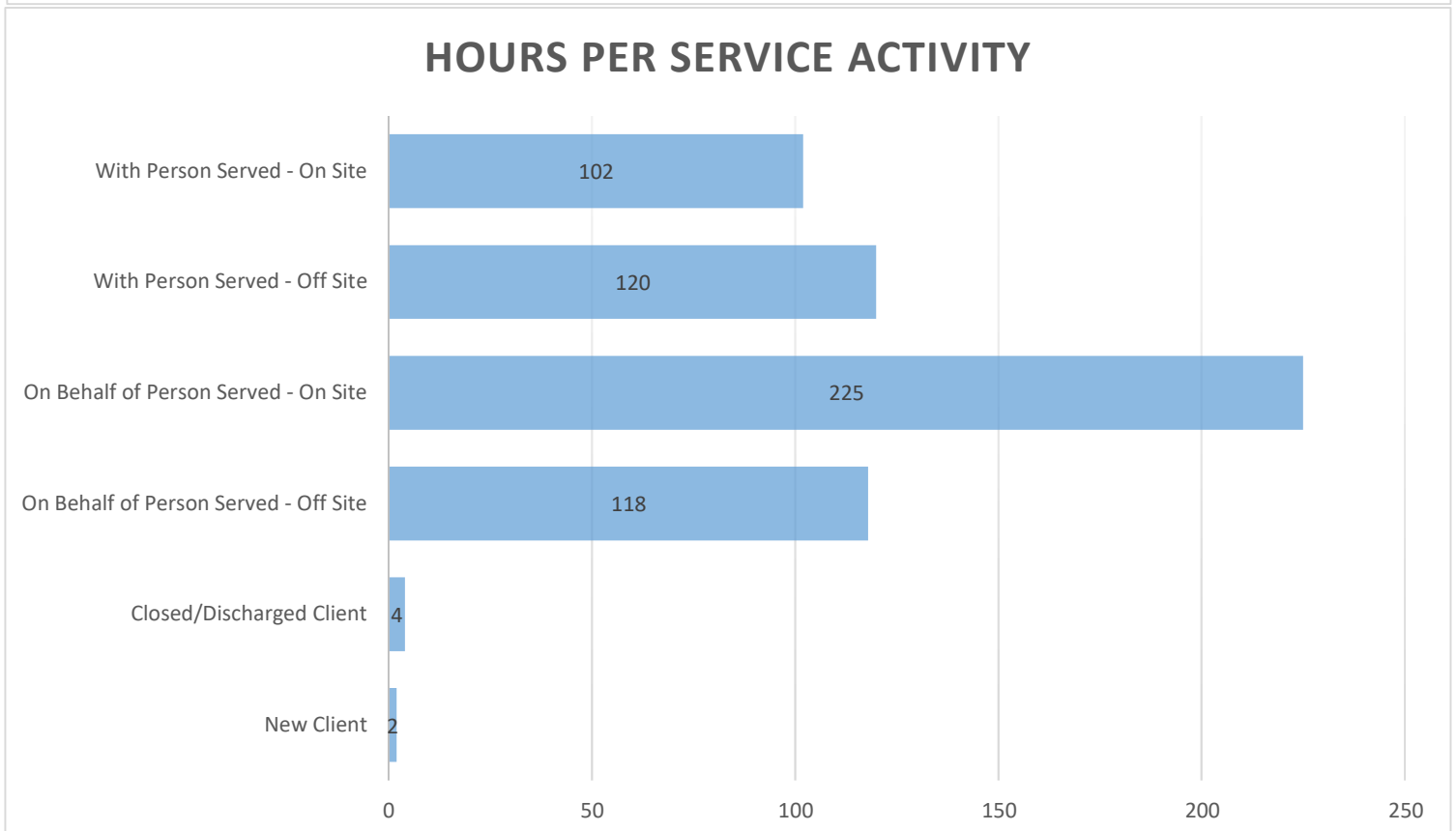
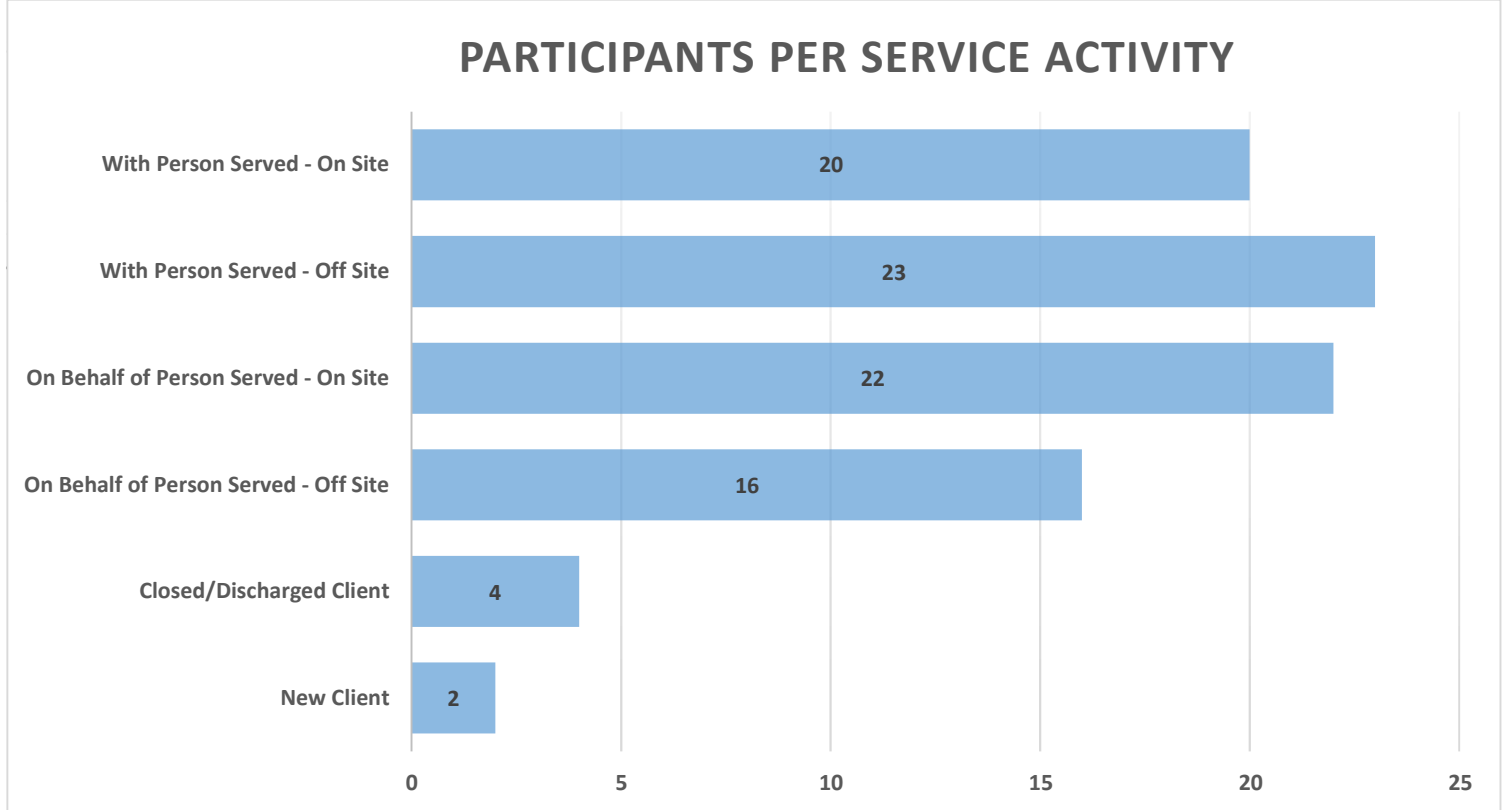


Community Choices

Customized Employment \$59,875

PY25 Q2

29 people were served for a total of 571 hours



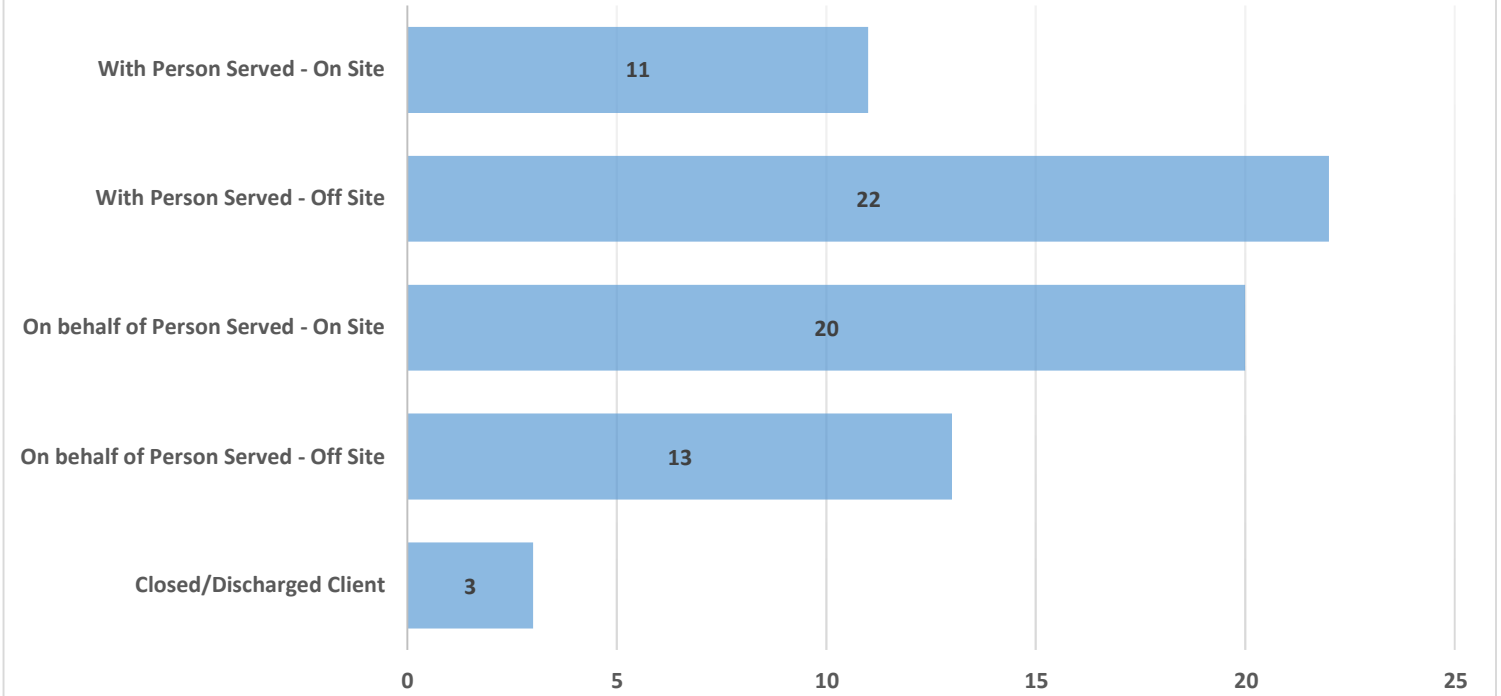
Community Choices

Inclusive Community Support \$53,250

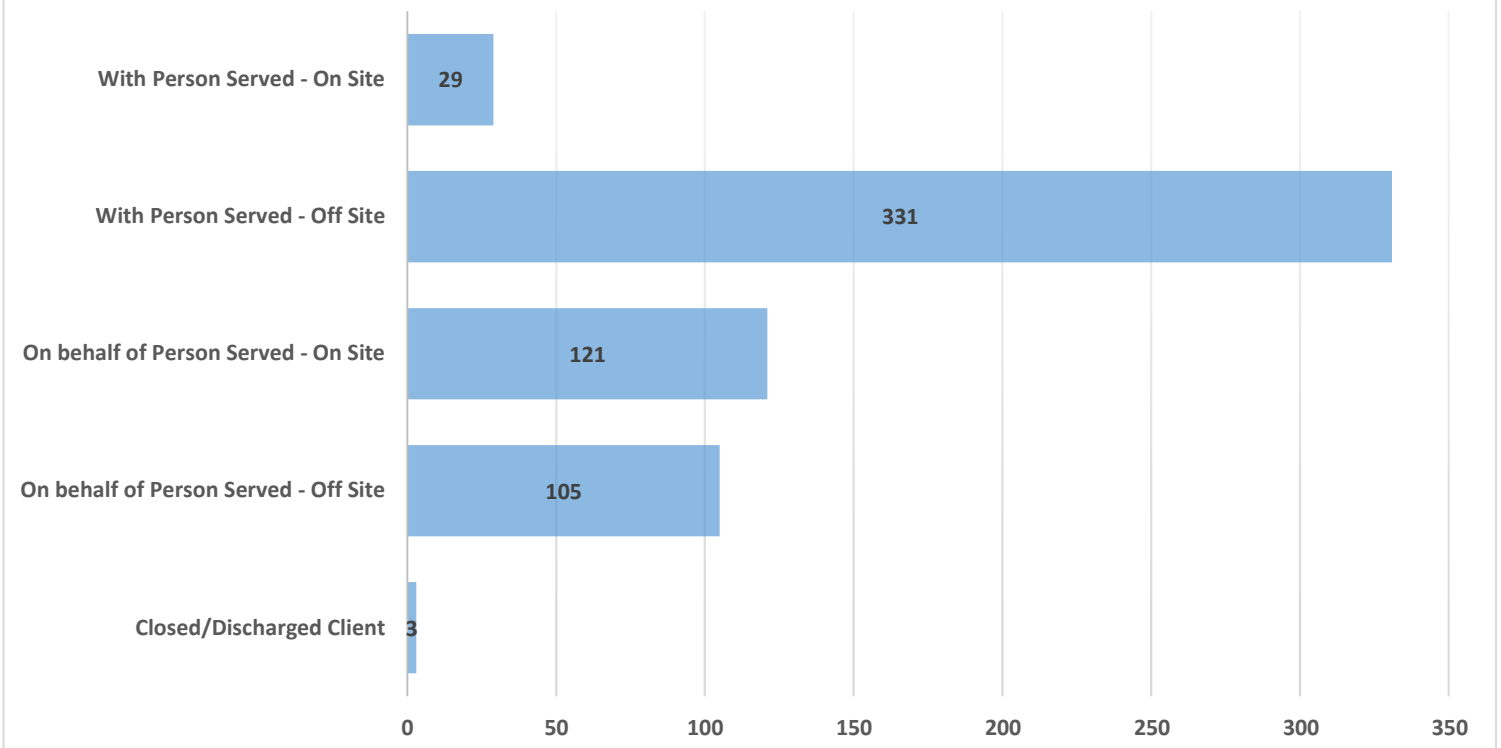
PY25 Q2

26 people were served for a total of 591 hours

PARTICIPANTS PER SERVICE ACTIVITY



HOURS PER SERVICE ACTIVITY



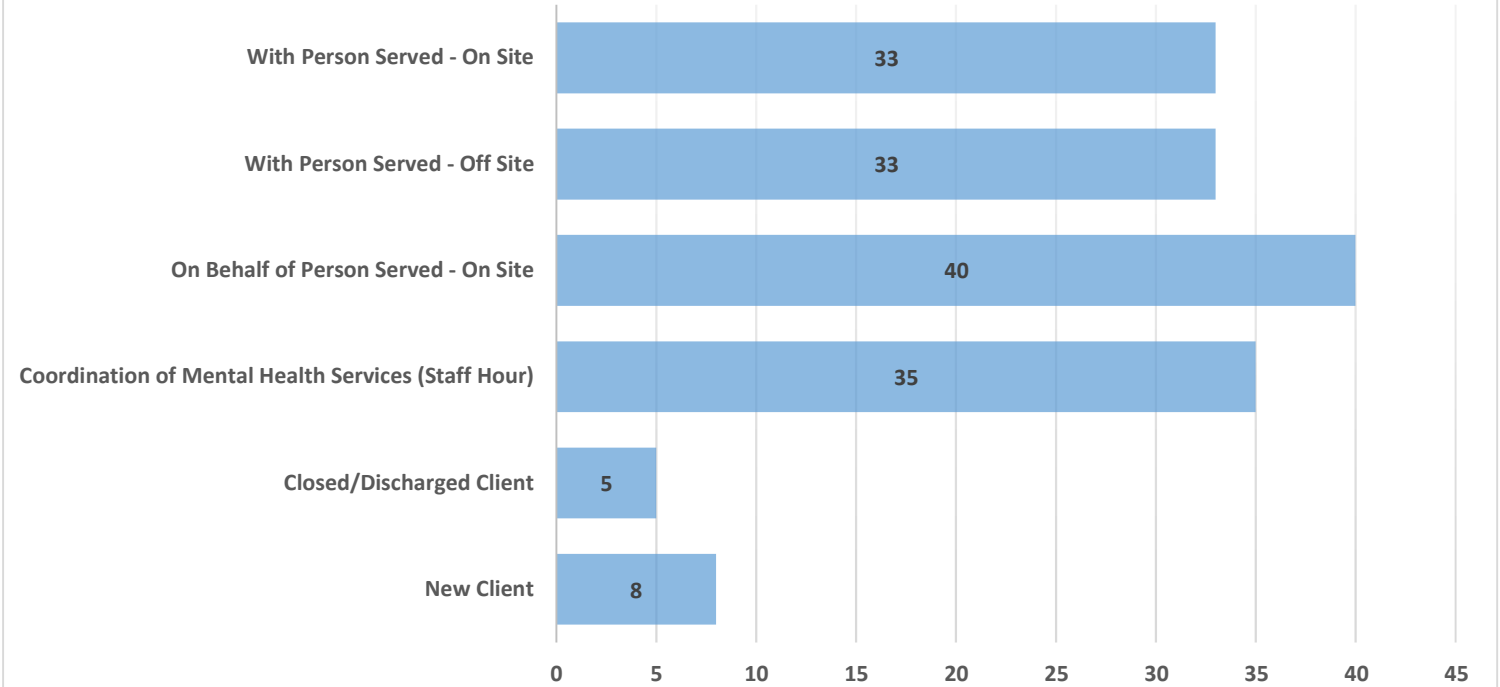
DSC

Clinical Services \$65,000

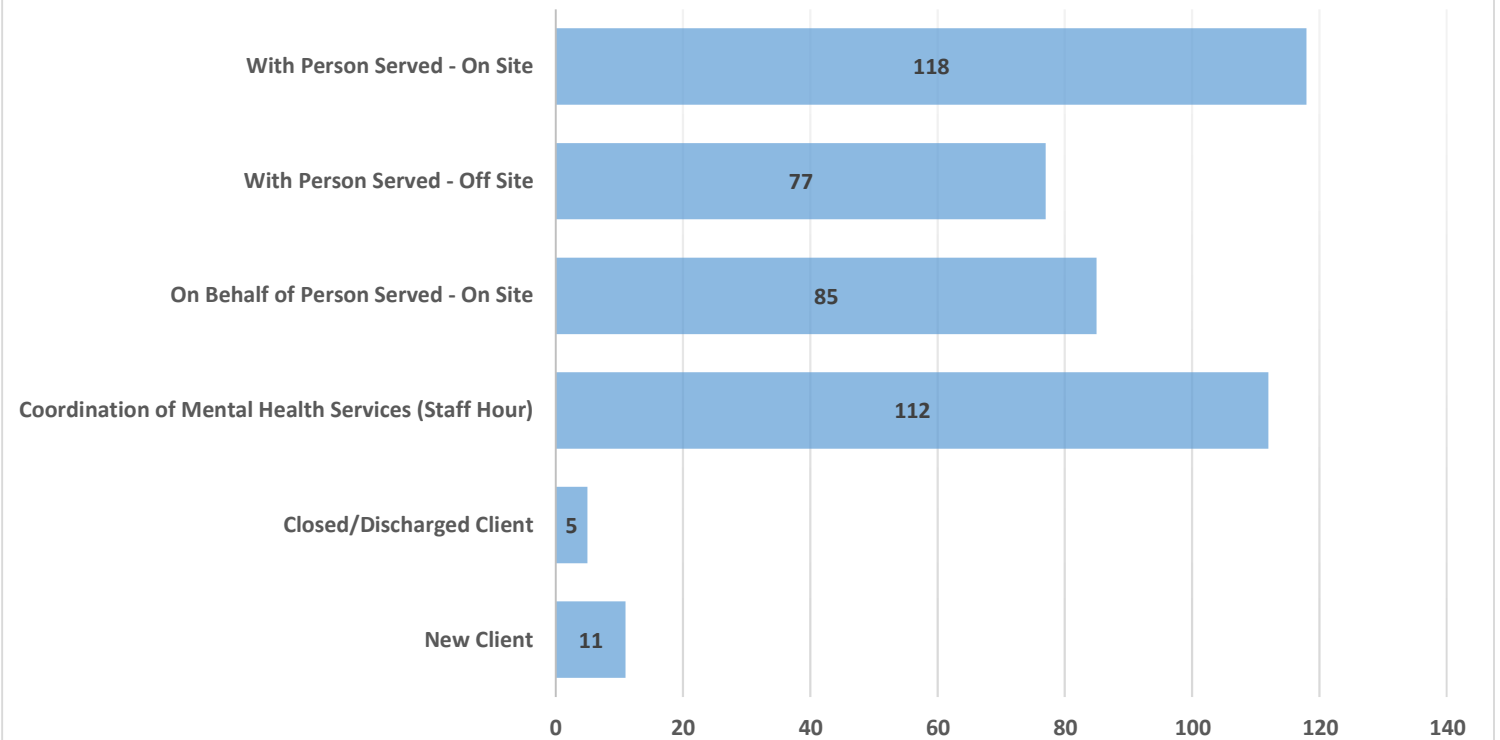
PY25 Q2

50 people were served for a total of 408 hours

PARTICIPANTS PER SERVICE ACTIVITY



HOURS PER SERVICE ACTIVITY



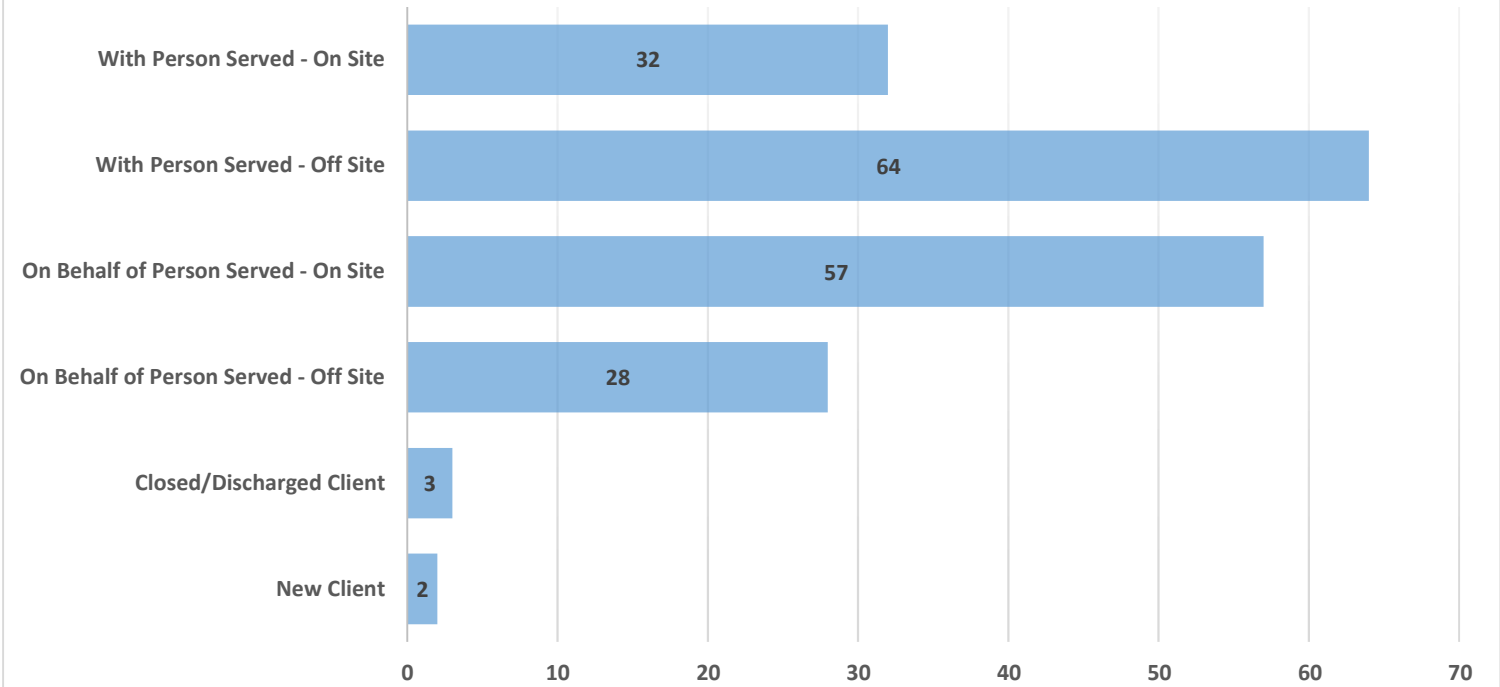
DSC

Community Employment \$125,000

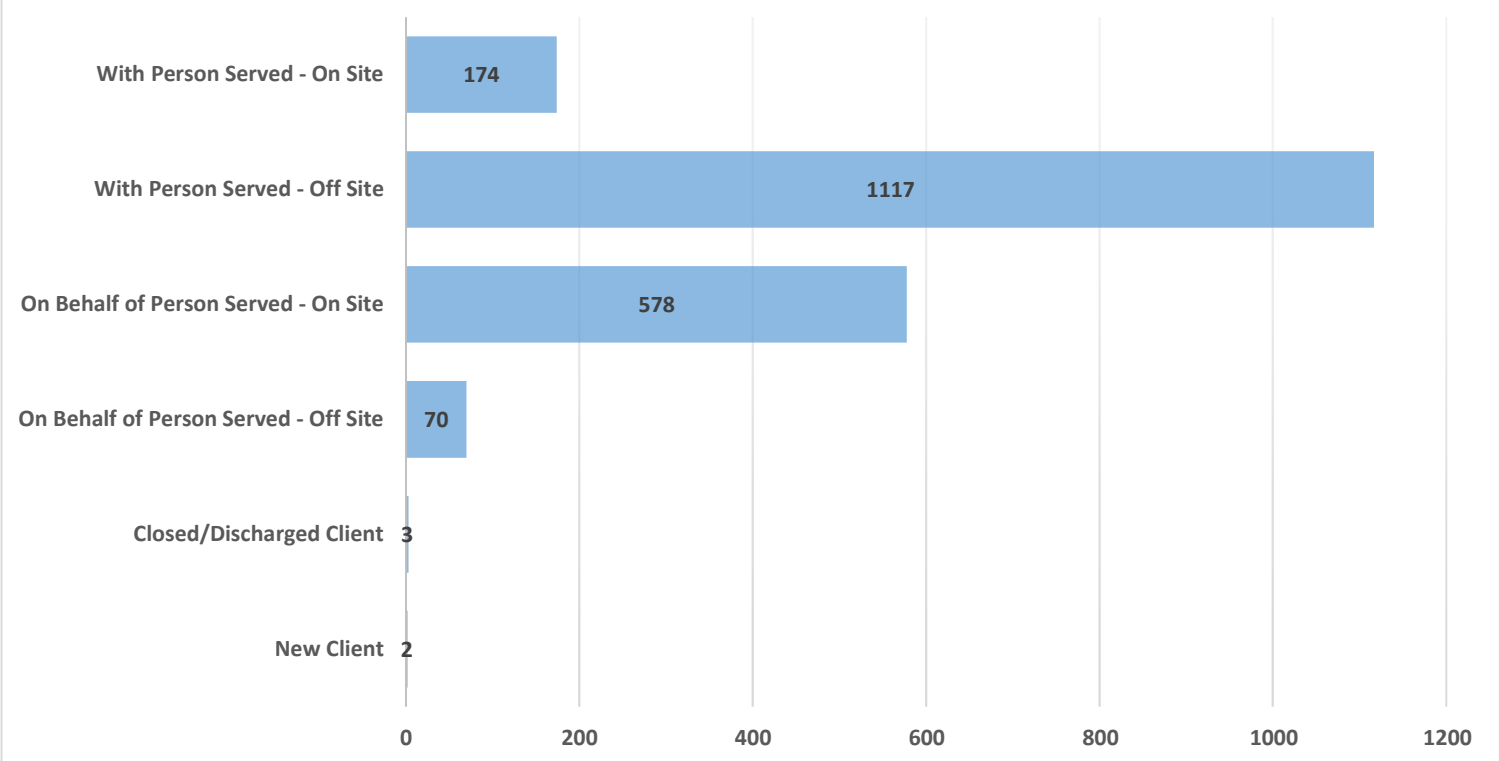
PY25 Q2

67 people were served for a total of 1,944 hours

PARTICIPANTS PER SERVICE ACTIVITY



HOURS PER SERVICE ACTIVITY



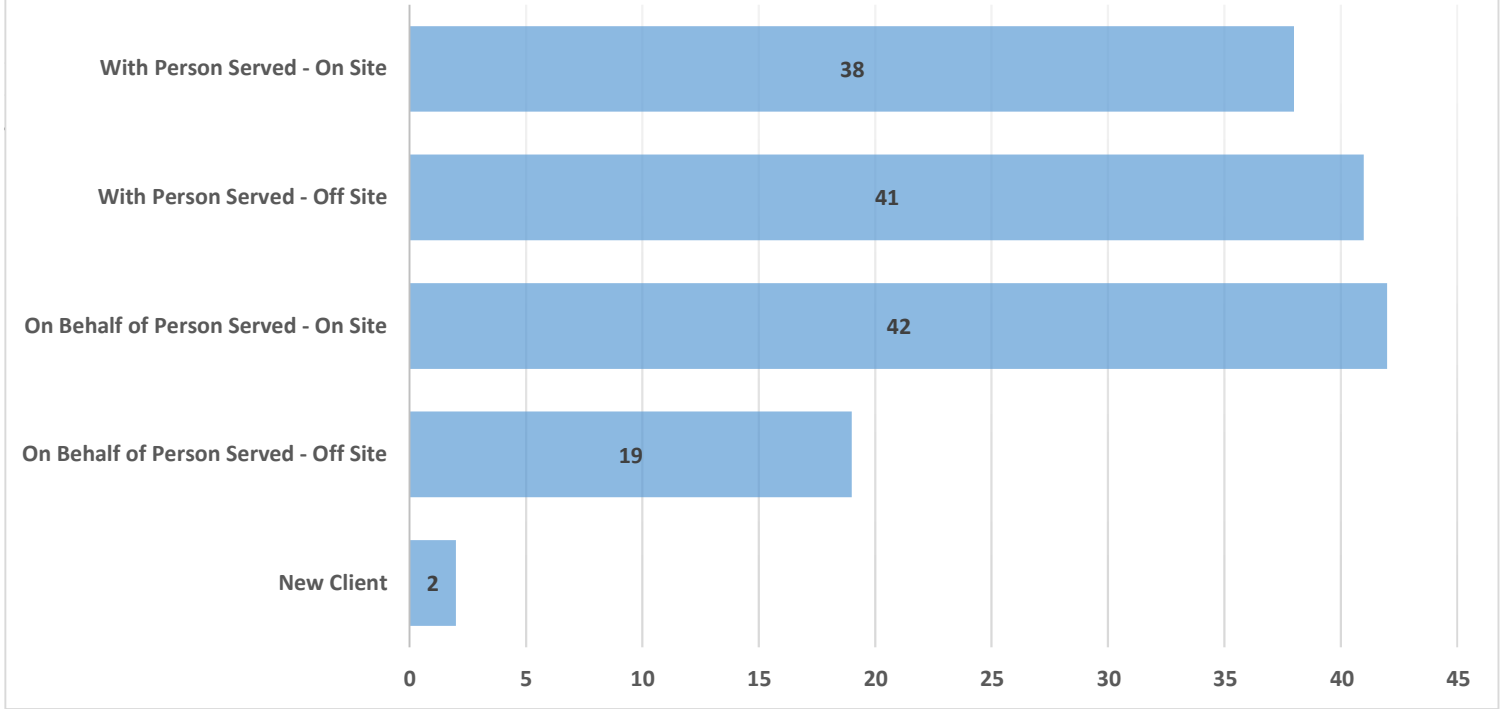
DSC

Community First \$237,500

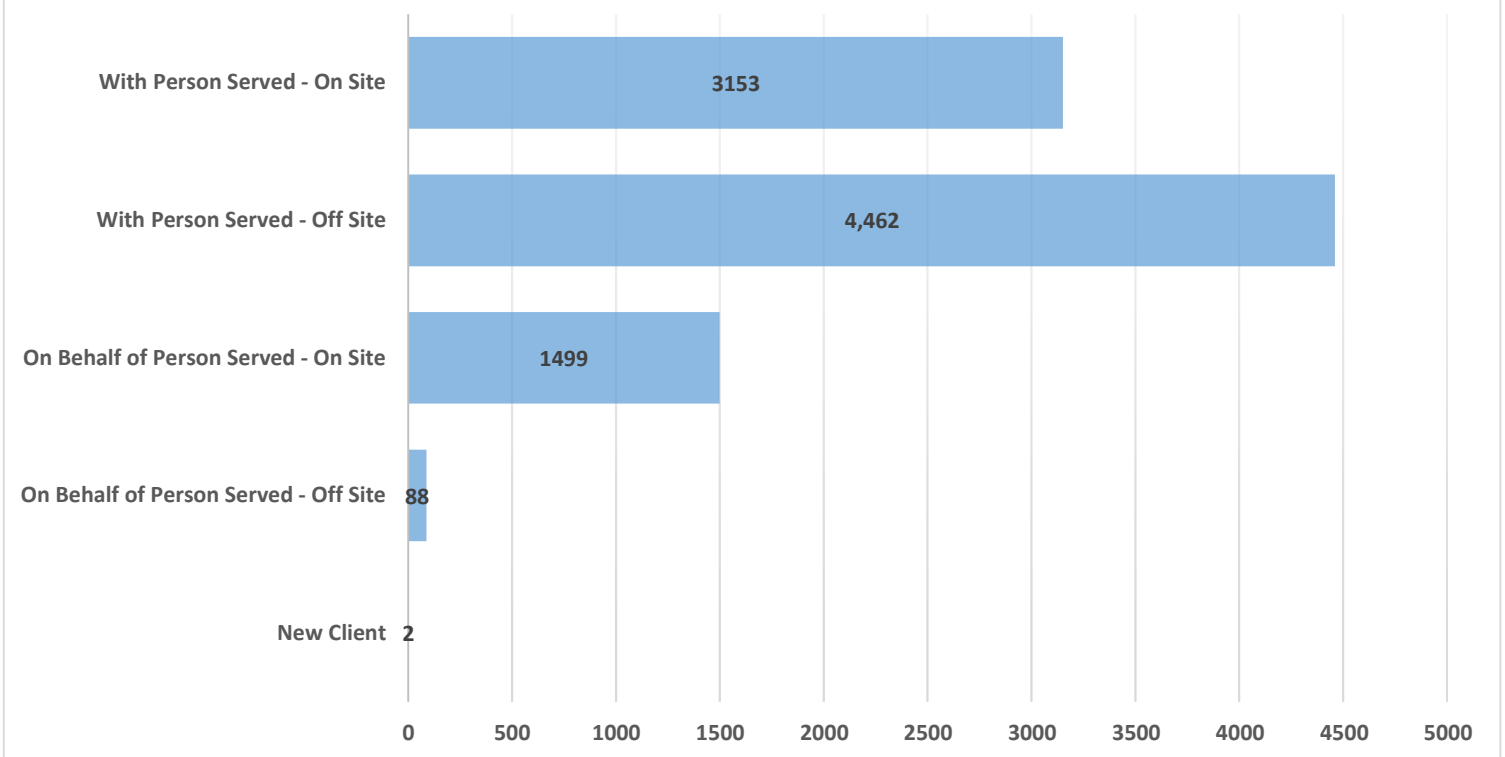
PY25 Q2

42 people were served, for a total of 9,204 hours

PARTICIPANTS PER SERVICE ACTIVITY



HOURS PER SERVICE ACTIVITY



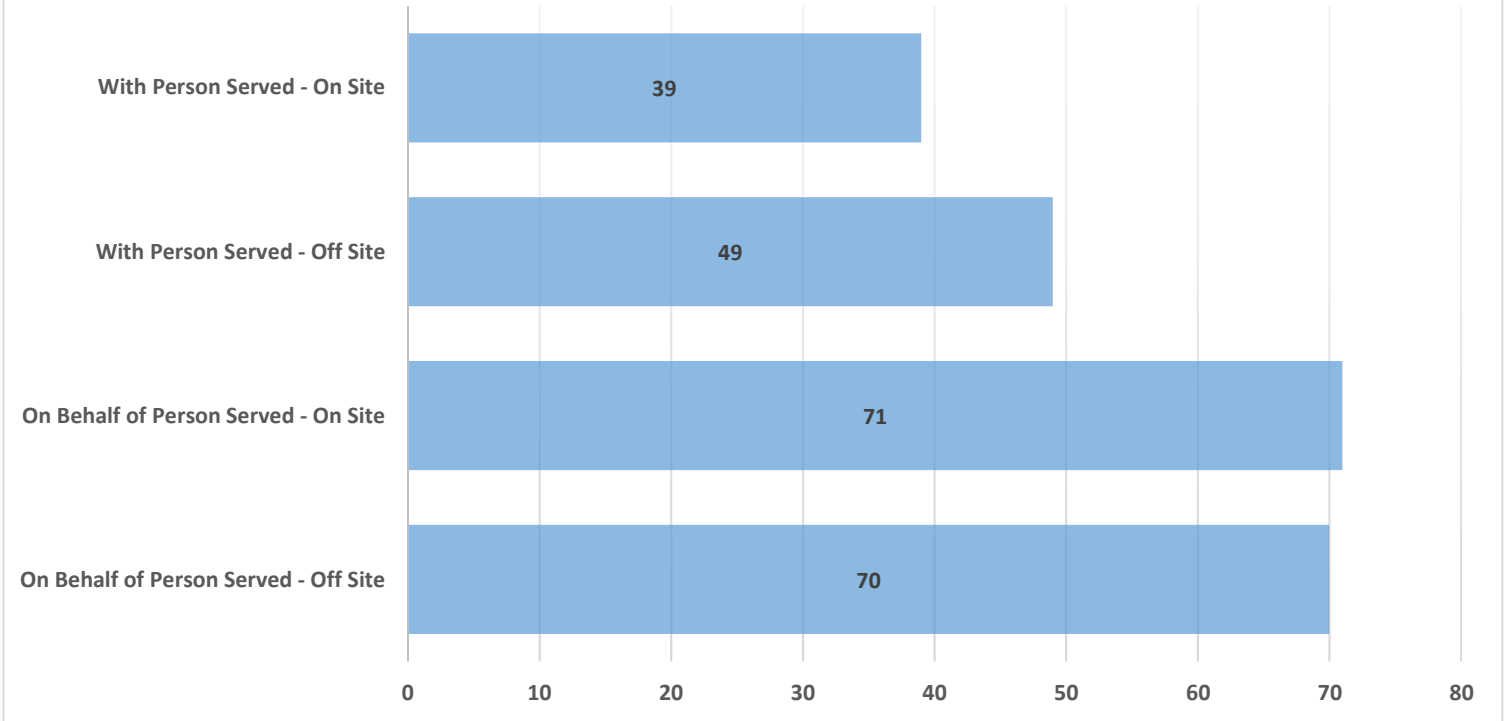
DSC

Community Living \$153,750

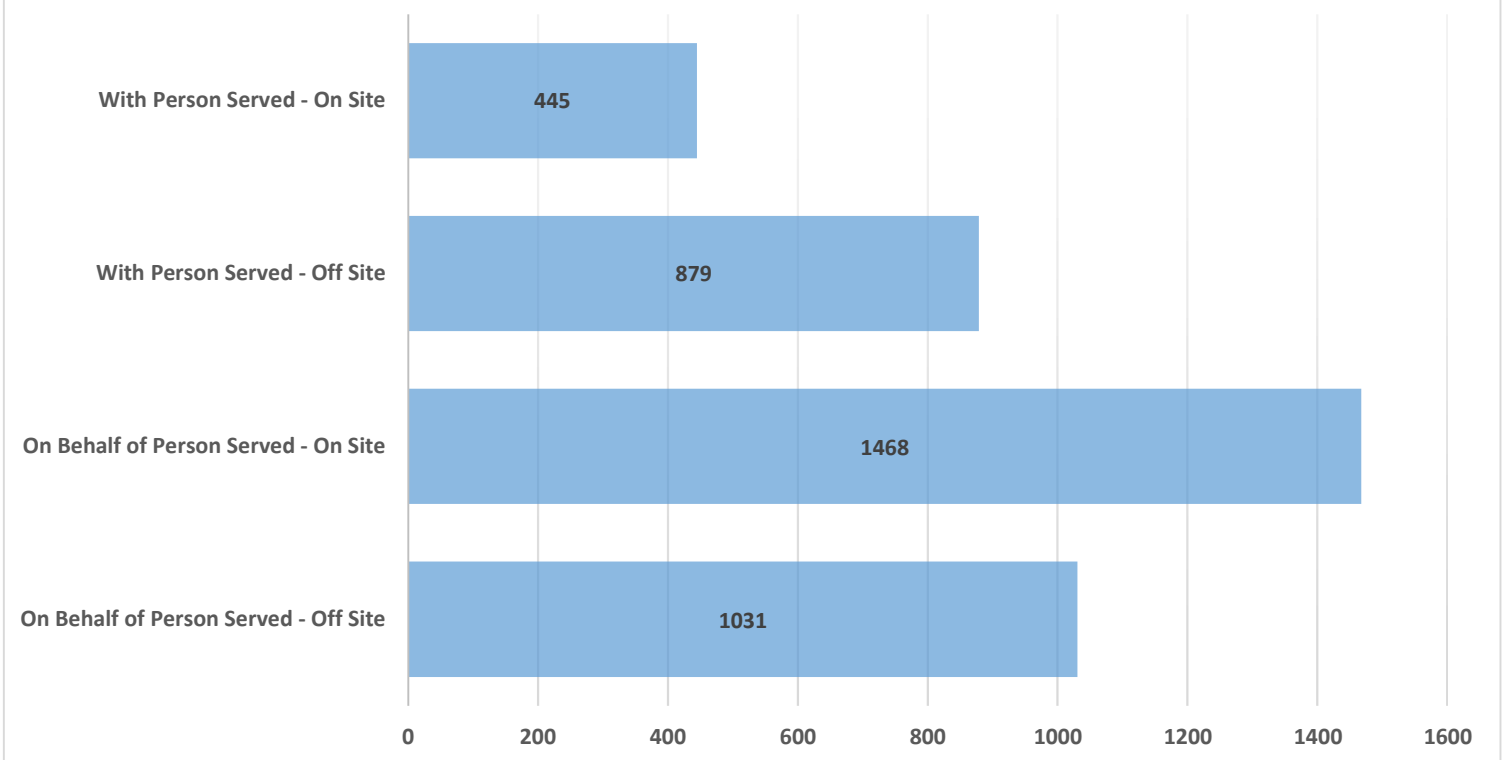
PY25 Q2

71 people were served for a total of 3,823 hours

PARTICIPANTS PER SERVICE ACTIVITY



HOURS PER SERVICE ACTIVITY

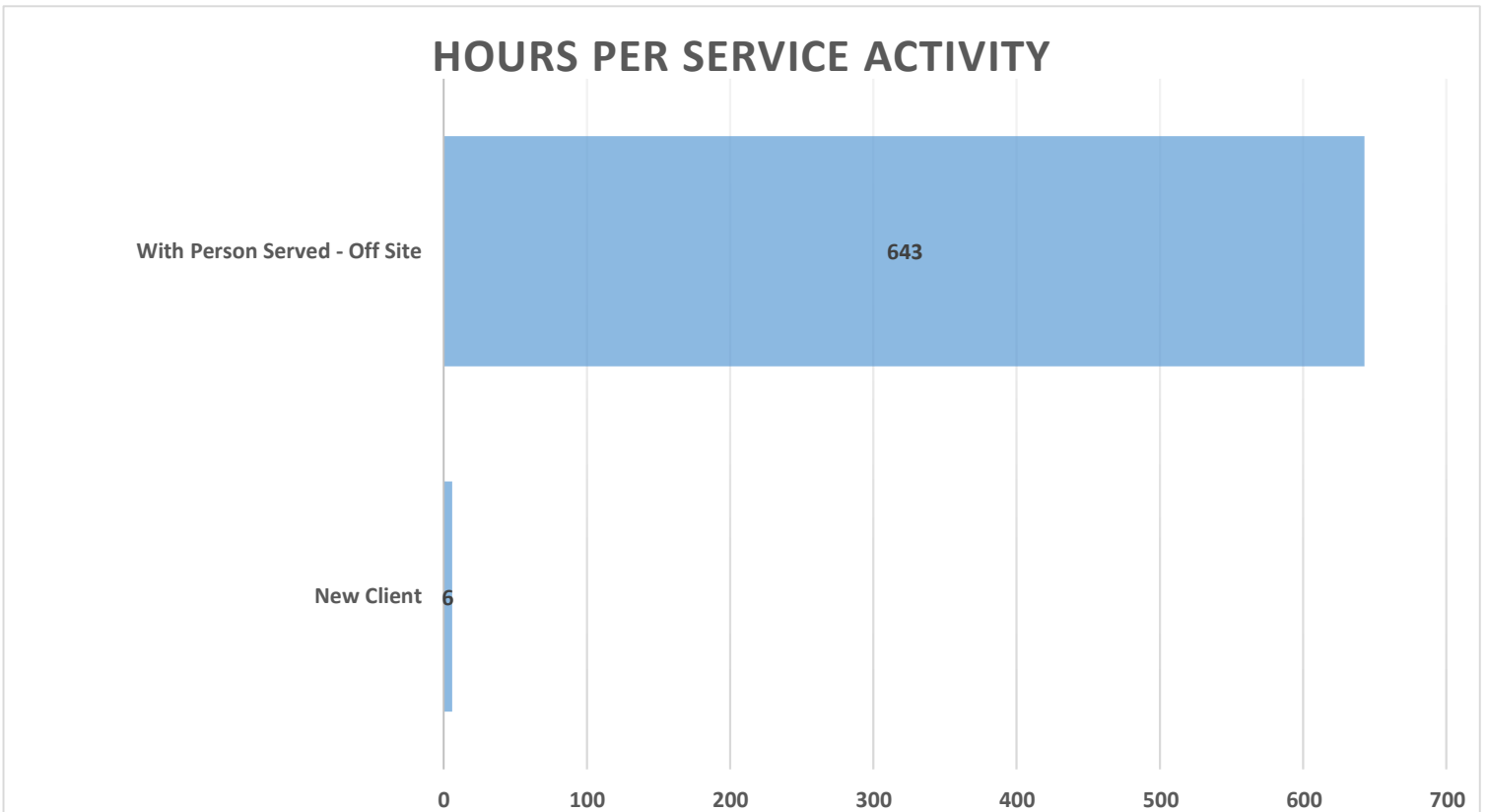
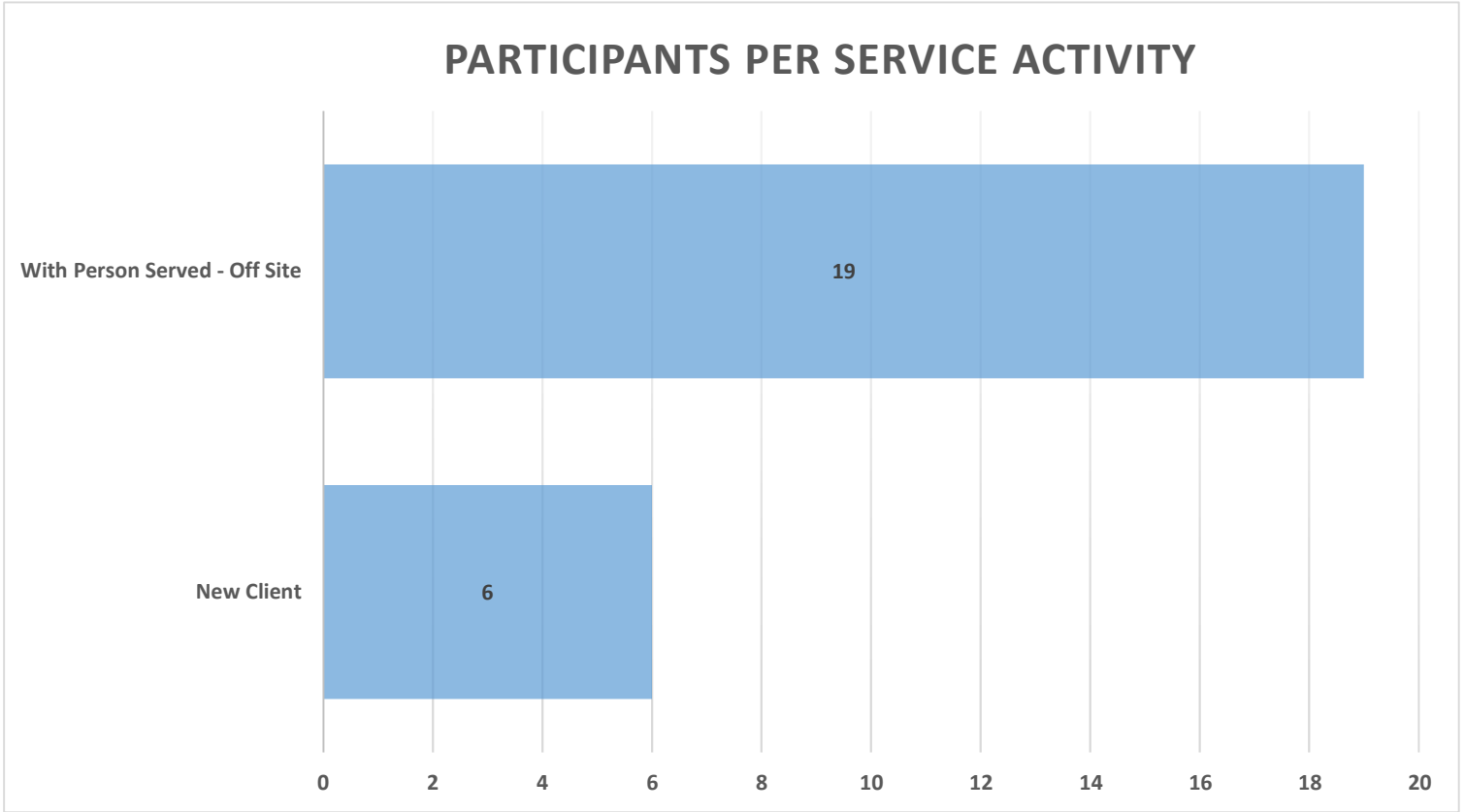


DSC

Connections \$28,750

PY25 Q2

24 people were served, for a total of 649 hours



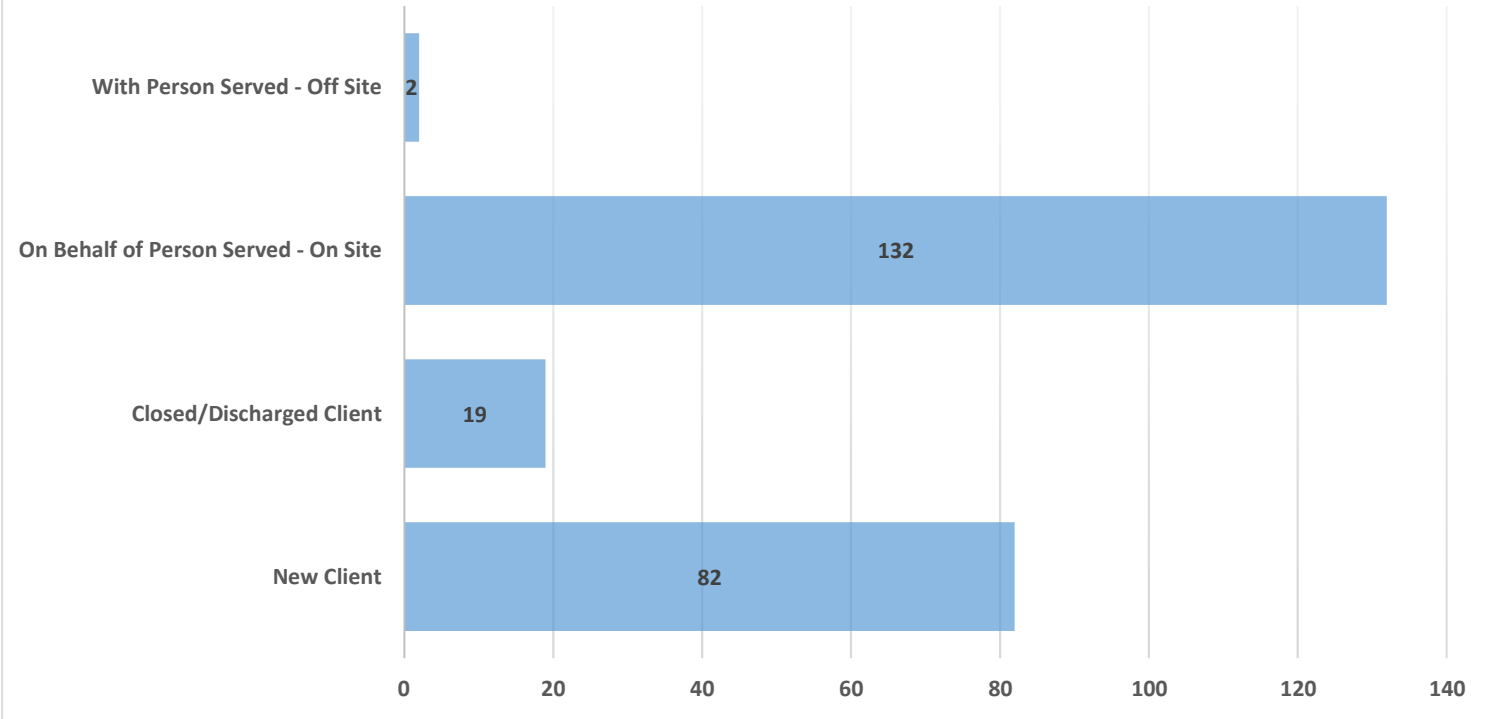
DSC

Family Development \$164,043

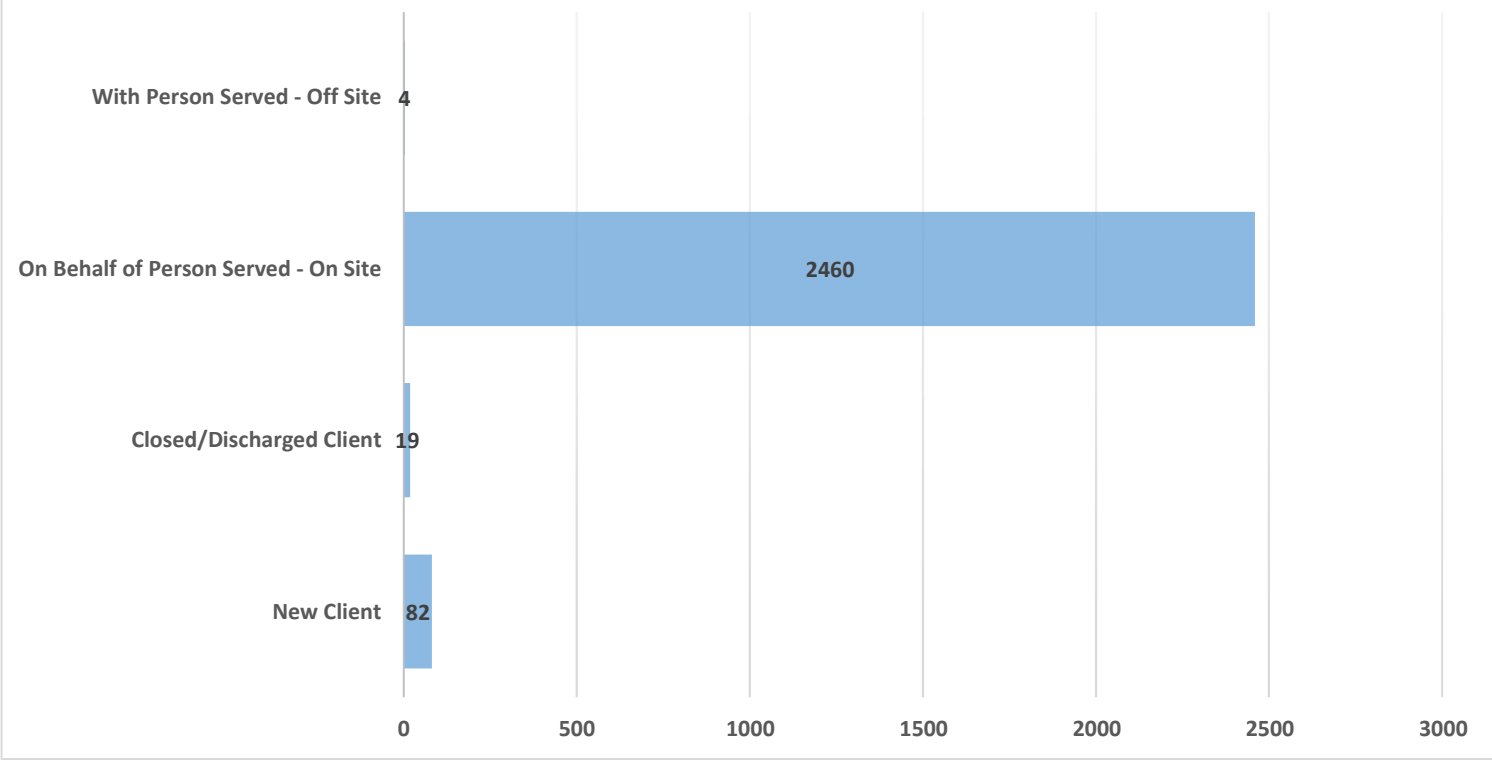
PY25 Q2 MHB

214 people were served for a total of 2,565 hours

PARTICIPANTS PER SERVICE ACTIVITY



HOURS PER SERVICE ACTIVITY



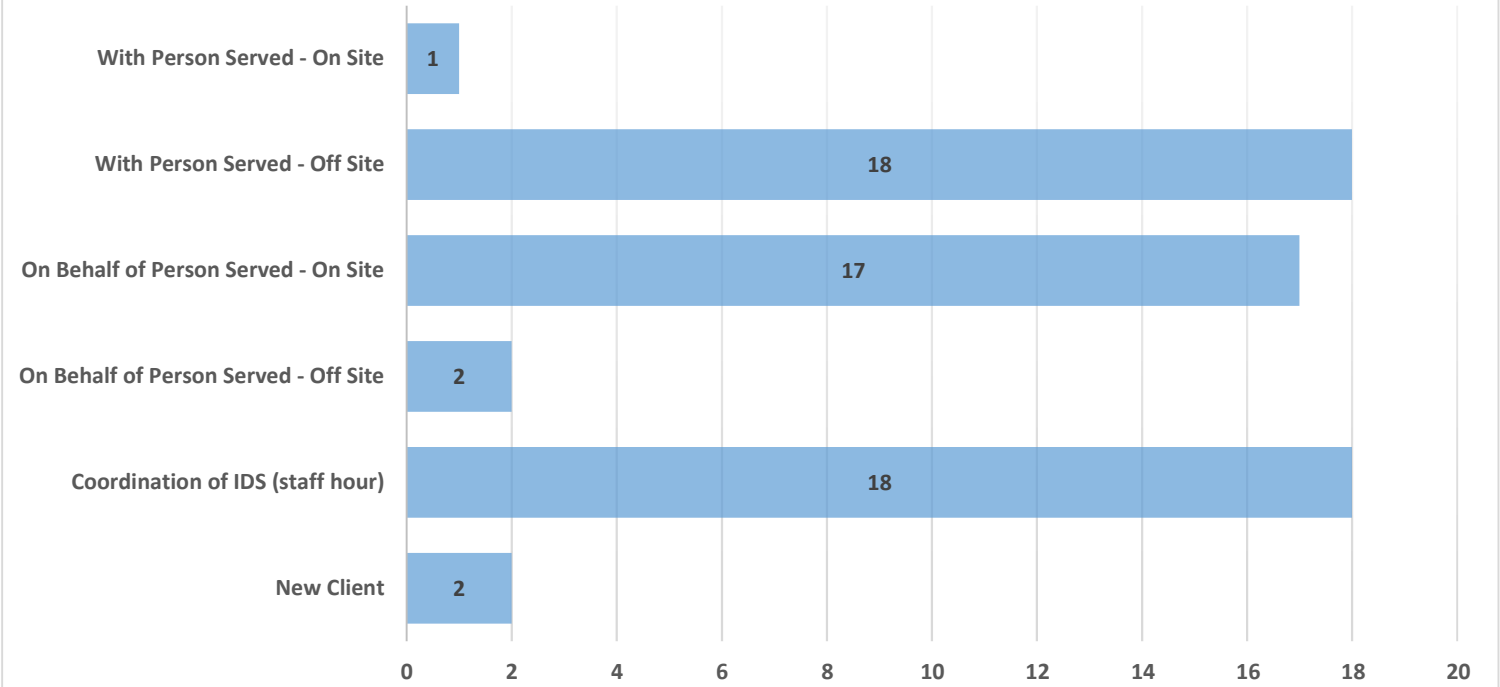
DSC

Individual & Family Support \$77,000

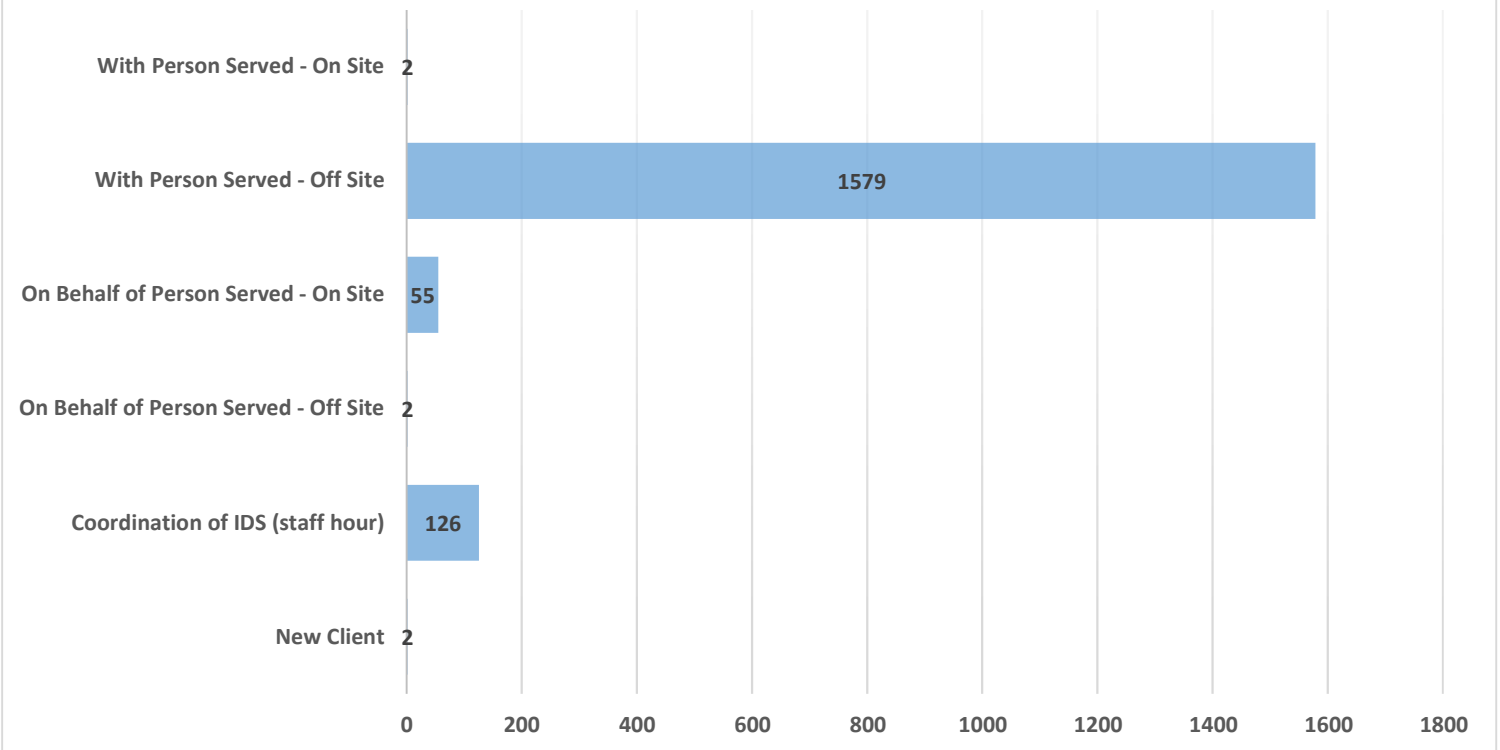
PY25 Q2

20 people were served for a total of 1,766 hours

PARTICIPANTS PER SERVICE ACTIVITY



HOURS PER SERVICE ACTIVITY



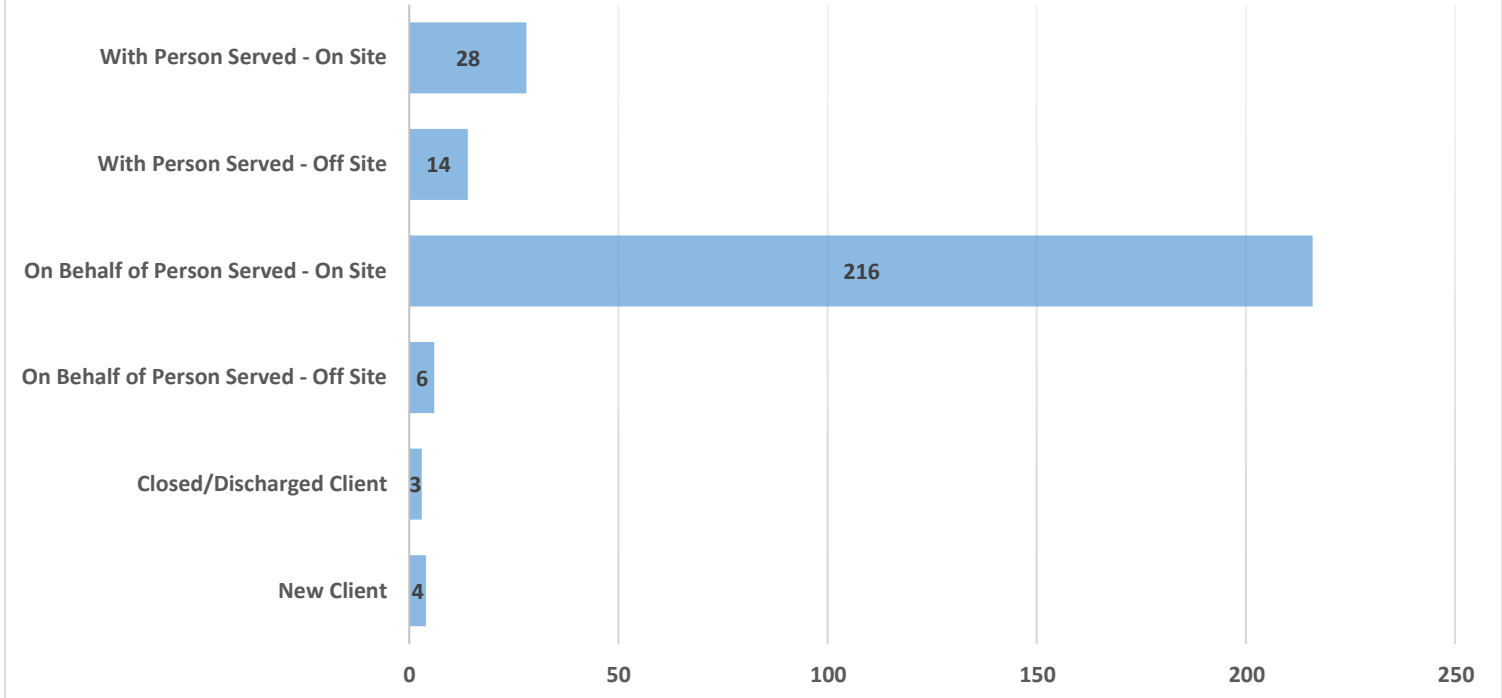
DSC

Service Coordination \$130,125

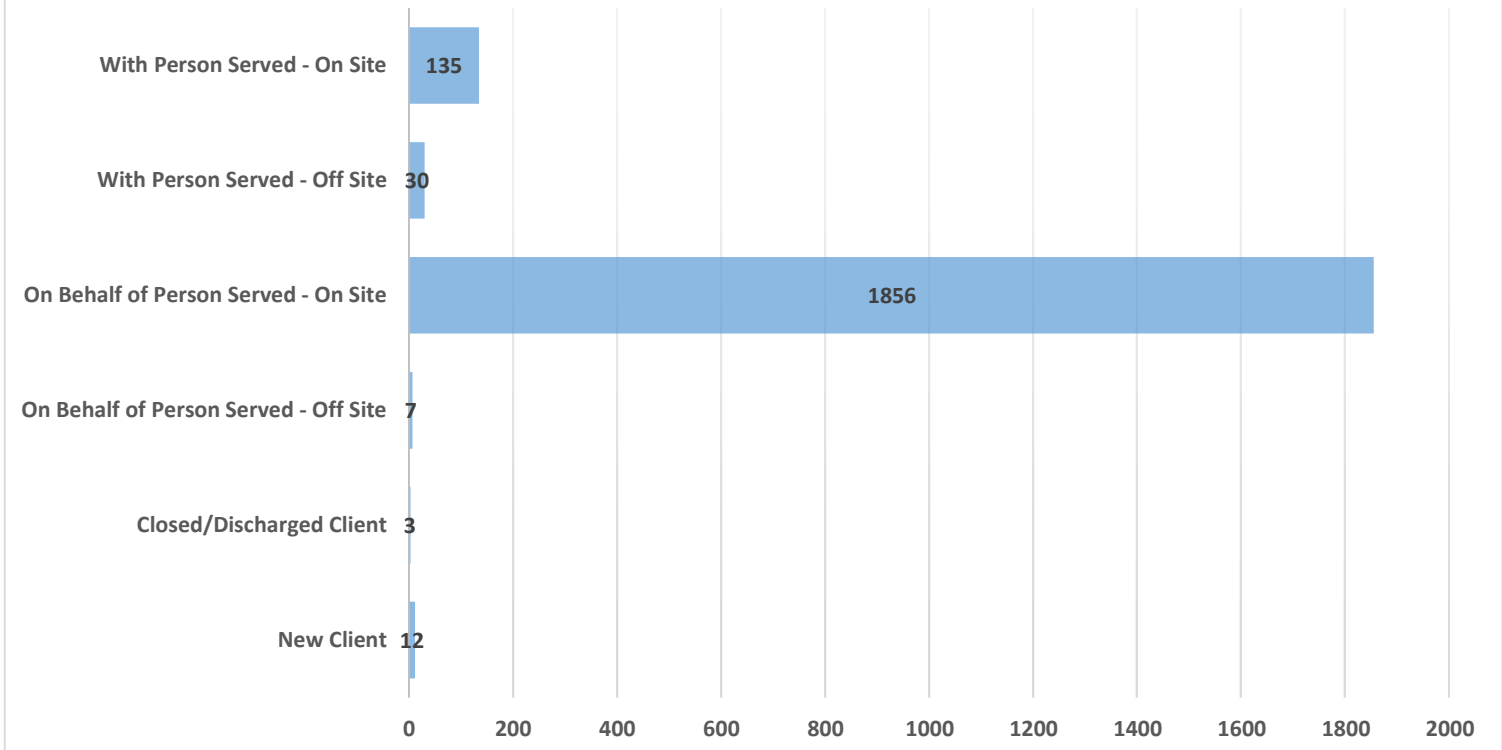
PY25 Q2

220 people were served, for a total of 2,043 hours

PARTICIPANTS PER SERVICE ACTIVITY



HOURS PER SERVICE ACTIVITY

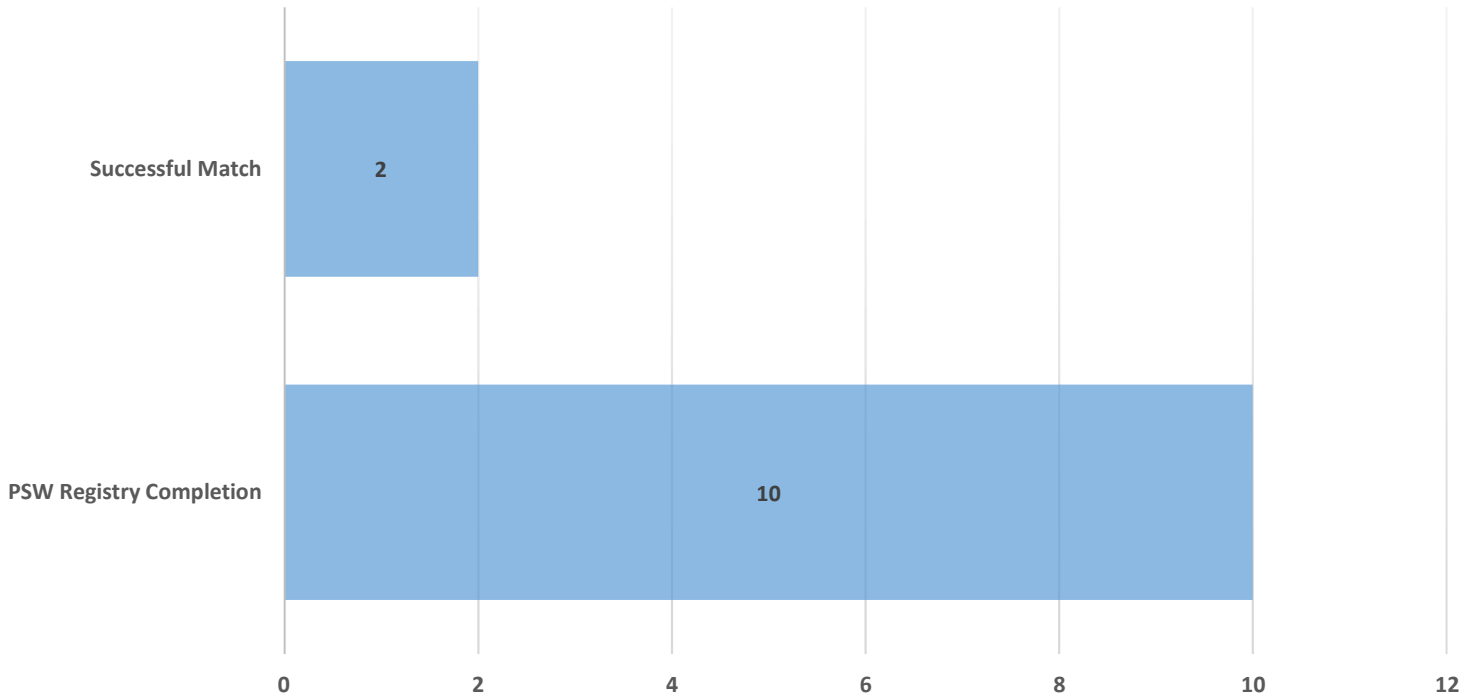


PACE

Consumer Control in Personal Support \$11,493 PY25 Q2

10 PSWs registered, 2 Successful PSW matches, & 123 total program hours

PARTICIPANTS PER SERVICE ACTIVITY



HOURS PER SERVICE ACTIVITY

