


## CHAMPAIGN COUNTY CASH RECEIPTS AND DISBURSEMENTS

PERIOD ENDING 10/31/2022


		BEGINNING BALANCE	RECEIPTS	DISBURSEMENTS	ENDING BALANCE
<b>1080 - GENERAL CORPORATE</b>					
100101	CASH	18,083,122.46	17,432,572.02	-17,846,267.93	17,669,426.55
100201	TERM INVESTMENTS	0.00	0.00	0.00	0.00
100203	RESTRICTED INVESTMENTS	0.00	0.00	0.00	0.00
<b>2075 - REGIONAL PLANNING COMM</b>					
100101	CASH	2,947,304.07	4,692,790.24	-4,989,383.56	2,650,710.75
100201	TERM INVESTMENTS	0.00	0.00	0.00	0.00
<b>2076 - TORT IMMUNITY TAX FUND</b>					
100101	CASH	1,086,881.33	708,875.58	-164,299.16	1,631,457.75
100201	TERM INVESTMENTS	0.00	0.00	0.00	0.00
<b>2083 - COUNTY HIGHWAY</b>					
100101	CASH	3,564,248.28	877,410.40	-712,551.60	3,729,107.08
100201	TERM INVESTMENTS	0.00	0.00	0.00	0.00
<b>2084 - COUNTY BRIDGE</b>					
100101	CASH	2,121,858.12	313,156.95	-98,403.82	2,336,611.25
100201	TERM INVESTMENTS	0.00	0.00	0.00	0.00
<b>2085 - COUNTY MOTOR FUEL TAX</b>					
100101	CASH	8,309,701.64	675,778.48	-48,298.16	8,937,181.96
100201	TERM INVESTMENTS	0.00	0.00	0.00	0.00
<b>2088 - ILL.MUNICIPAL RETIREMENT</b>					
100101	CASH	2,308,242.87	722,265.18	-788,191.73	2,242,316.32
100201	TERM INVESTMENTS	0.00	0.00	0.00	0.00
<b>2089 - COUNTY PUBLIC HEALTH FUND</b>					
100101	CASH	1,023,030.73	379,509.73	-269,006.04	1,133,534.42
100201	TERM INVESTMENTS	0.00	0.00	0.00	0.00
<b>2090 - MENTAL HEALTH</b>					
100101	CASH	3,907,609.47	1,546,065.40	-952,047.22	4,501,627.65
100201	TERM INVESTMENTS	0.00	0.00	0.00	0.00
<b>2091 - ANIMAL CONTROL</b>					
100101	CASH	546,341.81	119,578.92	-132,549.26	533,371.47
100201	TERM INVESTMENTS	0.00	0.00	0.00	0.00



## CHAMPAIGN COUNTY CASH RECEIPTS AND DISBURSEMENTS

PERIOD ENDING 10/31/2022


		BEGINNING BALANCE	RECEIPTS	DISBURSEMENTS	ENDING BALANCE
<b>2092 - LAW LIBRARY</b>					
100101	CASH	142,354.72	14,244.77	-6,230.80	150,368.69
100201	TERM INVESTMENTS	0.00	0.00	0.00	0.00
<b>2093 - FORECLOSURE MEDIATION FND</b>					
100101	CASH	13,659.42	1,408.40	-2,758.92	12,308.90
<b>2094 - PAYROLL CLEARING FUND</b>					
100101	CASH	0.00	0.00	0.00	0.00
<b>2098 - ACCOUNTS PAYABLE CLEARING</b>					
100101	CASH	0.00	0.00	0.00	0.00
<b>2101 - I/DD SPECIAL INITIATIVES</b>					
100101	CASH	758,866.55	1,711.06	0.00	760,577.61
<b>2103 - HWY FED AID MATCHING FUND</b>					
100101	CASH	504,574.56	21,752.12	0.00	526,326.68
100201	TERM INVESTMENTS	0.00	0.00	0.00	0.00
<b>2104 - EARLY CHILDHOOD FUND</b>					
100101	CASH	3,479,084.96	1,896,085.89	-1,659,875.96	3,715,294.89
100201	TERM INVESTMENTS	0.00	0.00	0.00	0.00
<b>2106 - PUBL SAFETY SALES TAX FND</b>					
100101	CASH	6,461,558.07	118,612.62	-5,223,045.66	1,357,125.03
100201	TERM INVESTMENTS	0.00	0.00	0.00	0.00
<b>2107 - GEOGRAPHIC INF SYS FUND (GIS)</b>					
100101	CASH	513,643.65	30,062.48	0.00	543,706.13
100201	TERM INVESTMENTS	0.00	0.00	0.00	0.00
<b>2108 - DEVLPMNTL DISABILITY FUND</b>					
100101	CASH	3,122,788.52	1,170,882.93	-778,952.00	3,514,719.45
100201	TERM INVESTMENTS	0.00	0.00	0.00	0.00
<b>2110 - WORKFORCE DEVELOPMENT FND</b>					
100101	CASH	-424,810.35	333,890.73	-377,523.87	-468,443.49
<b>2120 - HWY IDOT REBUILD GRANT</b>					
100101	CASH	1,701,506.83	980,704.57	-36,415.34	2,645,796.06
<b>2121 - TWP IDOT REBUILD GRANT</b>					



## CHAMPAIGN COUNTY CASH RECEIPTS AND DISBURSEMENTS

PERIOD ENDING 10/31/2022


		BEGINNING BALANCE	RECEIPTS	DISBURSEMENTS	ENDING BALANCE
100101	CASH	1,033,450.56	868,944.23	-12,887.50	1,889,507.29
<b>2188 - SOCIAL SECURITY FUND</b>					
100101	CASH	930,661.69	1,075,540.78	-897,341.78	1,108,860.69
100201	TERM INVESTMENTS	0.00	0.00	0.00	0.00
<b>2474 - RPC USDA REVOLVING LOANS</b>					
100101	CASH	319,119.74	10,655.46	-924.32	328,850.88
<b>2475 - RPC ECON DEVELOPMNT LOANS</b>					
100101	CASH	3,485,534.96	23,106.40	-71,371.99	3,437,269.37
100201	TERM INVESTMENTS	0.00	0.00	0.00	0.00
<b>2609 - TAX INDEMNITY FUND</b>					
100101	CASH	0.00	0.00	0.00	0.00
<b>2610 - WORKING CASH FUND</b>					
100101	CASH	379,081.64	854.74	0.00	379,936.38
100201	TERM INVESTMENTS	0.00	0.00	0.00	0.00
<b>2611 - COUNTY CLK SURCHARGE FUND</b>					
100101	CASH	0.00	2,054.00	-2,054.00	0.00
<b>2612 - SHERIFF DRUG FORFEITURES</b>					
100101	CASH	122,336.20	3,690.13	-3,174.40	122,851.93
<b>2613 - COURT'S AUTOMATION FUND</b>					
100101	CASH	20,763.42	183,869.29	-129,039.20	75,593.51
100201	TERM INVESTMENTS	0.00	0.00	0.00	0.00
<b>2614 - RECORDER'S AUTOMATION FND</b>					
100101	CASH	552,217.59	21,674.44	-11,811.78	562,080.25
100201	TERM INVESTMENTS	0.00	0.00	0.00	0.00
<b>2615 - PUBLIC DEFENDER AUTOMATN</b>					
100101	CASH	2,062.00	50.00	0.00	2,112.00
<b>2617 - CHILD SUPPORT SERV FUND</b>					
100101	CASH	50,462.69	113.78	0.00	50,576.47
100201	TERM INVESTMENTS	0.00	0.00	0.00	0.00
<b>2618 - PROBATION SERVICES FUND</b>					
100101	CASH	1,941,288.02	38,409.81	-27,645.40	1,952,052.43



## CHAMPAIGN COUNTY CASH RECEIPTS AND DISBURSEMENTS

PERIOD ENDING 10/31/2022


	BEGINNING BALANCE	RECEIPTS	DISBURSEMENTS	ENDING BALANCE
100201 TERM INVESTMENTS	0.00	0.00	0.00	0.00
<b>2619 - TAX SALE AUTOMATION FUND</b>				
100101 CASH	7,056.54	25,881.16	-5,366.32	27,571.38
<b>2621 - STS ATTY DRUG FORFEITURES</b>				
100101 CASH	123,229.60	8,342.06	-8,208.46	123,363.20
<b>2627 - PROPERTY TAX INT FEE FUND</b>				
100101 CASH	206.72	25.68	0.00	232.40
100201 TERM INVESTMENTS	100,000.00	0.00	0.00	100,000.00
<b>2628 - ELECTN ASSIST/ACCESSIBLTY</b>				
100101 CASH	-94,216.09	5,512.01	-11,024.02	-99,728.10
<b>2629 - COUNTY HISTORICAL FUND</b>				
100101 CASH	8,949.50	20.18	0.00	8,969.68
<b>2630 - CIR CLK OPERATION &amp; ADMIN</b>				
100101 CASH	595,071.14	158,101.48	-279,892.96	473,279.66
<b>2632 - CIR CLK ELCTRNC CITATIONS</b>				
100101 CASH	257,080.90	4,872.34	0.00	261,953.24
<b>2633 - STS ATTY RECORDS AUTOMATN</b>				
100101 CASH	10,993.10	5,477.28	-10,000.00	6,470.38
<b>2635 - CANNABIS REGULATION FUND</b>				
100101 CASH	85,183.03	192.06	0.00	85,375.09
<b>2638 - CORONER STATUTORY FEES</b>				
100101 CASH	82,461.74	1,439.26	-2,778.52	81,122.48
<b>2658 - JAIL COMMISSARY</b>				
100101 CASH	584,274.28	38,596.55	-6,211.30	616,659.53
<b>2659 - COUNTY JAIL MEDICAL COSTS</b>				
100101 CASH	7,547.46	583.64	0.00	8,131.10
<b>2670 - COUNTY CLK AUTOMATION FND</b>				
100101 CASH	35,108.71	3,361.35	-1,432.30	37,037.76
<b>2671 - COURT DOCUMENT STORAGE FD</b>				
100101 CASH	80,640.88	31,702.11	-19,249.28	93,093.71
100201 TERM INVESTMENTS	0.00	0.00	0.00	0.00



## CHAMPAIGN COUNTY CASH RECEIPTS AND DISBURSEMENTS

PERIOD ENDING 10/31/2022


		BEGINNING BALANCE	RECEIPTS	DISBURSEMENTS	ENDING BALANCE
<b>2675 - VICTIM ADVOCACY GRT-ICJIA</b>					
100101	CASH	0.00	0.00	0.00	0.00
<b>2676 - SOLID WASTE MANAGEMENT</b>					
100101	CASH	19,814.02	13,435.22	-26,548.00	6,701.24
100201	TERM INVESTMENTS	0.00	0.00	0.00	0.00
<b>2679 - CHILD ADVOCACY CENTER</b>					
100101	CASH	-24,079.57	71,225.79	-68,109.36	-20,963.14
<b>2685 - SPECIALTY COURTS FUND</b>					
100101	CASH	122,602.21	15,302.44	-10,303.17	127,601.48
<b>2840 - ARPA</b>					
100101	CASH	15,182,736.71	140,166.06	-277,762.28	15,045,140.49
100201	TERM INVESTMENTS	20,045,460.95	0.00	0.00	20,045,460.95
<b>3105 - CAPITAL ASSET REPLCMT FND</b>					
100101	CASH	855,637.36	272,143.31	-566,517.58	561,263.09
100201	TERM INVESTMENTS	0.00	0.00	0.00	0.00
<b>3303 - COURT COMPLEX CONSTR FUND</b>					
100101	CASH	17,125.95	55.96	0.00	17,181.91
100201	TERM INVESTMENTS	0.00	0.00	0.00	0.00
<b>4074 - 2003 NURS HM BOND DBT SRV</b>					
100101	CASH	0.00	0.00	0.00	0.00
100201	TERM INVESTMENTS	0.00	0.00	0.00	0.00
<b>4350 - HWY FACIL BOND DEBT SERVICE</b>					
100101	CASH	0.00	0.00	0.00	0.00
<b>5081 - NURSING HOME</b>					
100101	CASH	200,287.98	11,483.34	-400.00	211,371.32
100201	TERM INVESTMENTS	0.00	0.00	0.00	0.00
100203	RESTRICTED INVESTMENTS	0.00	0.00	0.00	0.00
<b>6476 - SELF-FUNDED INSURANCE</b>					
100101	CASH	4,221,566.94	103,232.97	-175,504.84	4,149,295.07
100201	TERM INVESTMENTS	0.00	0.00	0.00	0.00
<b>6620 - HEALTH-LIFE INSURANCE</b>					



## CHAMPAIGN COUNTY CASH RECEIPTS AND DISBURSEMENTS

PERIOD ENDING 10/31/2022

		BEGINNING BALANCE	RECEIPTS	DISBURSEMENTS	ENDING BALANCE
100101	CASH	-202,672.00	1,027,662.33	-78,238.98	746,751.35
100201	TERM INVESTMENTS	0.00	0.00	0.00	0.00
<b>7086 - TOWNSHIP MOTOR FUEL TAX</b>					
100101	CASH	2,413,870.28	705,040.64	-313,298.22	2,805,612.70
100201	TERM INVESTMENTS	0.00	0.00	0.00	0.00
<b>7087 - TOWNSHIP BRIDGE</b>					
100101	CASH	792,897.32	205,848.18	-408,066.46	590,679.04
100201	TERM INVESTMENTS	0.00	0.00	0.00	0.00
<b>7097 - ESTATE</b>					
100101	CASH	45,872.96	103.44	0.00	45,976.40
100201	TERM INVESTMENTS	0.00	0.00	0.00	0.00
<b>7667 - PROPERTY CONDEMNATIONS</b>					
100101	CASH	197,177.23	6,445.02	0.00	203,622.25
100201	TERM INVESTMENTS	0.00	0.00	0.00	0.00
<b>7687 - SHERIFF FORECLOSURES</b>					
100101	CASH	408,563.42	277,381.12	-484,227.32	201,717.22
<b>7699 - GARNISHMENTS</b>					
100101	CASH	0.15	4,648.51	-4,647.81	0.85
<b>8850 - GEOG INF SYS JOINT VENTUR</b>					
100101	CASH	618,514.23	51,776.35	-92,765.60	577,524.98
<b>9975 - FIXED ASSETS CONTROL</b>					
100101	CASH	0.00	0.00	0.00	0.00
<b>9999 - CASH CONTROL - COUNTY</b>					
100101	CASH	-977.51	12,102,910.56	-12,102,715.62	-782.57
100101	CASH	27,782,447.20	3,229,872.76	0.00	31,012,319.96
100101	CASH	618.45	234.22	0.00	852.67
100101	CASH	99,283.49	11,049.12	-200.00	110,132.61
100101	CASH	99,474.11	10,193.30	-462.16	109,205.25
100101	CASH	86,003.15	3,312,429.37	-3,484,342.90	-85,910.38
100101	CASH	90,305.09	3,777,944.17	-814,960.55	3,053,288.71
100101	CASH	0.00	0.00	0.00	0.00



## CHAMPAIGN COUNTY CASH RECEIPTS AND DISBURSEMENTS

PERIOD ENDING 10/31/2022

		BEGINNING BALANCE	RECEIPTS	DISBURSEMENTS	ENDING BALANCE
100101	CASH	54,891.83	19,631.19	0.00	74,523.02
100101	CASH	142,706.95	55,730.85	0.00	198,437.80
100101	CASH	135,458.61	66,345.19	0.00	201,803.80
100101	CASH	169,266.84	61,419.75	0.00	230,686.59
100101	CASH	0.00	0.00	0.00	0.00
100101	CASH	0.00	0.00	0.00	0.00
100101	CASH	11,917,883.57	5,927,272.37	-3,669,165.05	14,175,990.89
100101	CASH	2.29	0.00	0.00	2.29
100101	CASH	2.71	0.66	0.00	3.37
100101	CASH	-1,701,458.21	3,643,406.38	-9,103,747.38	-7,161,799.21
100101	CASH	3,704.73	108.34	0.00	3,813.07
100101	CASH	17,456,338.79	1,284.92	-138,881.14	17,318,742.57
100101	CASH	0.98	0.21	0.00	1.19
<hr/>					
<b>TOTAL CASH</b>		<b>151,998,001.99</b>	<b>69,676,212.73</b>	<b>-67,407,078.98</b>	<b>154,267,135.74</b>
<b>TOTAL TERM INVESTMENTS</b>		<b>20,145,460.95</b>	<b>0.00</b>	<b>0.00</b>	<b>20,145,460.95</b>
<b>TOTAL RESTRICTED INVESTMENTS</b>		<b>0.00</b>	<b>0.00</b>	<b>0.00</b>	<b>0.00</b>

## Collections by Date Report Champaign County

Date Entered	Transactions	Tax Amount	Penalty Amount	Cost Amount	NSF Refunds Reversals	Manual Adjustment Amount	Daily Total
10/03/2022	422	\$825,888.78	\$23,420.10	\$250.00	(\$5,932.66)	\$0.00	\$843,626.22
10/04/2022	108	\$208,997.57	\$7,987.92	\$50.00	(\$4,527.45)	\$0.00	\$212,508.04
10/05/2022	45	\$103,735.31	\$2,214.78	\$0.00	\$0.00	\$0.00	\$105,950.09
10/06/2022	168	\$357,844.05	\$11,829.17	\$280.00	(\$53,186.68)	\$0.00	\$316,766.54
10/07/2022	55	\$120,079.33	\$5,031.41	\$330.00	\$0.00	\$0.00	\$125,440.74
10/11/2022	72	\$139,311.33	\$5,647.63	\$205.00	\$0.00	\$0.00	\$145,163.96
10/12/2022	75	\$141,529.06	\$5,157.24	\$360.00	(\$8,102.66)	\$0.00	\$138,943.64
10/13/2022	143	\$133,403.08	\$5,787.30	\$525.00	\$0.00	\$0.00	\$139,715.38
10/14/2022	215	\$422,102.27	\$18,044.55	\$1,570.00	(\$7,125.44)	\$0.00	\$434,591.38
10/17/2022	104	\$166,732.26	\$6,461.64	\$1,050.00	\$0.00	\$0.00	\$174,243.90
10/18/2022	101	\$191,399.25	\$6,611.47	\$745.00	(\$34,042.44)	\$0.00	\$164,713.28
10/19/2022	85	\$544,855.53	\$6,170.93	\$684.00	(\$576,323.02)	\$0.00	(\$24,612.56)
10/20/2022	6	\$2,204.78	\$66.14	\$0.00	\$0.00	\$0.00	\$2,270.92
10/21/2022	67	\$166,364.14	\$7,301.62	\$670.00	\$0.00	\$0.00	\$174,335.76
10/24/2022	132	\$368,440.20	\$18,933.94	\$1,000.00	(\$7,067.30)	\$0.00	\$381,306.84
10/25/2022	196	\$487,604.69	\$20,730.79	\$1,720.00	(\$89,734.26)	\$0.00	\$420,321.22
10/26/2022	16	\$25,469.32	\$963.84	\$120.00	\$0.00	\$0.00	\$26,553.16
10/27/2022	182	\$463,944.12	\$21,271.22	\$1,775.00	(\$92,034.14)	\$0.00	\$394,956.20
10/28/2022	844	\$2,947,851.71	\$126,900.88	\$8,575.00	\$0.00	\$0.00	\$3,083,327.59
	<b>3036</b>	<b>\$7,817,756.78</b>	<b>\$300,532.57</b>	<b>\$19,909.00</b>	<b>(\$878,076.05)</b>	<b>\$0.00</b>	<b>\$7,260,122.30</b>



**Bank Batch Type Listing**  
**Champaign County**  
**10/1/2022 - 10/30/2022**

**Batch Type: Counter Batch**

Bank Name	Collected Amount
Busey Bank	\$3,375,593.23
<b>Total</b>	<b>\$3,375,593.23</b>

**Batch Type: Forfeiture**

Bank Name	Collected Amount
Busey Bank	\$10,250.43
<b>Total</b>	<b>\$10,250.43</b>

**Batch Type: Mail Batch**

Bank Name	Collected Amount
Busey Bank	\$403,570.04
<b>Total</b>	<b>\$403,570.04</b>

**Batch Type: Subsequent Sale Batch**

Bank Name	Collected Amount
Busey Bank	\$151,616.86
<b>Total</b>	<b>\$151,616.86</b>

**Batch Type: Tape Payments**

Bank Name	Collected Amount
Busey Bank	\$373,184.73
<b>Total</b>	<b>\$373,184.73</b>
<b>Grand Totals</b>	<b>\$4,314,215.29</b>

**Bank Batch Type Listing**  
**Champaign County**  
**10/1/2022 - 10/30/2022**

Batch Type: Counter Batch

<b>Bank Name</b>	<b>Collected Amount</b>
Non-Posting Code Errors Only	\$6,625.44
<b>Total</b>	<b>\$6,625.44</b>
<b>Grand Totals</b>	<b>\$6,625.44</b>

<b><u>Champaign County Drainage Districts</u></b>				
<b><u>Bank</u></b>	<b><u>Account Name</u></b>	<b><u>Cash Balance</u></b>		
Busey	Co. Drainage Districts	\$50,000.00		
Busey	Co. Drainage Districts	\$4,050,833.05		
	TOTALS	\$4,100,833.05		
<b><u>Champaign County Drainage Investments</u></b>				
<b><u>Bank</u></b>	<b><u>District</u></b>	<b><u>Matures</u></b>	<b><u>Rate</u></b>	<b><u>Amount</u></b>
Prospect	Okaw DD	12/3/2022	0.20%	\$105,999.88
Prospect	2 Mile Slough DD	2/8/2022	0.05%	\$9,595.47
Prospect	St Joseph DD 6	2/15/2022	0.15%	\$41,907.01
Prospect	Kaskaskia Special	1/22/2022	0.10%	\$10,420.98

## County Treasurer's Monthly Portfolio Management Report

<b><u>Investment Type</u></b>	<b><u># of Accounts</u></b>	<b><u>Amount</u></b>	<b><u>% of Portfolio</u></b>
Certificates of Deposit	3	\$20,145,460.95	17.49%
Bank Accounts (Cash)	9	\$23,460,973.28	20.37%
Illinois Funds Investment Pool	5	\$71,564,850.87	62.14%
Totals		\$115,171,285.10	100.00%

<b><u>Certificates of Deposit:</u></b>	<b><u># of CD's</u></b>	<b><u>Average Rate</u></b>	<b><u>Amount</u></b>	<b><u>Average Term</u></b>
Current Month Purchases	0	0.000%	\$0.00	
Portfolio	3	2.870%	\$20,145,460.95	10 Mos.

<b><u>Investment Aging Report - Days</u></b>	<b><u># of CD's</u></b>	<b><u>Amount</u></b>	<b><u>% of Portfolio</u></b>
1 - 30	0	\$0.00	0.000%
31 - 60	2	\$20,045,460.95	99.504%
61 - 90	0	\$0.00	0.000%
91 - 180	0	\$0.00	0.000%
181+	1	\$100,000.00	0.496%
Totals	3	\$20,145,460.95	100.00%