


CHAMPAIGN COUNTY CASH RECEIPTS AND DISBURSEMENTS

PERIOD ENDING 11/30/2022


		BEGINNING BALANCE	RECEIPTS	DISBURSEMENTS	ENDING BALANCE
1080 - GENERAL CORPORATE					
100101	CASH	17,669,426.55	7,665,391.16	-6,485,625.42	18,849,192.29
100201	TERM INVESTMENTS	0.00	0.00	0.00	0.00
100203	RESTRICTED INVESTMENTS	0.00	0.00	0.00	0.00
2075 - REGIONAL PLANNING COMM					
100101	CASH	2,650,710.75	6,808,373.62	-5,661,312.08	3,797,772.29
100201	TERM INVESTMENTS	0.00	0.00	0.00	0.00
2076 - TORT IMMUNITY TAX FUND					
100101	CASH	1,631,457.75	80,477.36	-160,954.72	1,550,980.39
100201	TERM INVESTMENTS	0.00	0.00	0.00	0.00
2083 - COUNTY HIGHWAY					
100101	CASH	3,729,107.08	282,421.26	-417,906.42	3,593,621.92
100201	TERM INVESTMENTS	0.00	0.00	0.00	0.00
2084 - COUNTY BRIDGE					
100101	CASH	2,336,611.25	20,368.32	-30,131.64	2,326,847.93
100201	TERM INVESTMENTS	0.00	0.00	0.00	0.00
2085 - COUNTY MOTOR FUEL TAX					
100101	CASH	8,937,181.96	353,300.21	-109,422.91	9,181,059.26
100201	TERM INVESTMENTS	0.00	0.00	0.00	0.00
2088 - ILL.MUNICIPAL RETIREMENT					
100101	CASH	2,242,316.32	537,520.93	-1,154,198.64	1,625,638.61
100201	TERM INVESTMENTS	0.00	0.00	0.00	0.00
2089 - COUNTY PUBLIC HEALTH FUND					
100101	CASH	1,133,534.42	360,684.82	-566,437.30	927,781.94
100201	TERM INVESTMENTS	0.00	0.00	0.00	0.00
2090 - MENTAL HEALTH					
100101	CASH	4,501,627.65	532,014.57	-847,357.56	4,186,284.66
100201	TERM INVESTMENTS	0.00	0.00	0.00	0.00
2091 - ANIMAL CONTROL					
100101	CASH	533,371.47	134,601.93	-112,373.90	555,599.50
100201	TERM INVESTMENTS	0.00	0.00	0.00	0.00



CHAMPAIGN COUNTY CASH RECEIPTS AND DISBURSEMENTS

PERIOD ENDING 11/30/2022


		BEGINNING BALANCE	RECEIPTS	DISBURSEMENTS	ENDING BALANCE
2092 - LAW LIBRARY					
100101	CASH	150,368.69	17,305.61	-19,056.22	148,618.08
100201	TERM INVESTMENTS	0.00	0.00	0.00	0.00
2093 - FORECLOSURE MEDIATION FND					
100101	CASH	12,308.90	59.80	-119.60	12,249.10
2094 - PAYROLL CLEARING FUND					
100101	CASH	0.00	4,135,217.92	-4,135,217.92	0.00
2098 - ACCOUNTS PAYABLE CLEARING					
100101	CASH	0.00	0.00	0.00	0.00
2101 - I/DD SPECIAL INITIATIVES					
100101	CASH	760,577.61	0.00	0.00	760,577.61
2103 - HWY FED AID MATCHING FUND					
100101	CASH	526,326.68	0.00	0.00	526,326.68
100201	TERM INVESTMENTS	0.00	0.00	0.00	0.00
2104 - EARLY CHILDHOOD FUND					
100101	CASH	3,715,294.89	1,477,657.58	-1,309,800.33	3,883,152.14
100201	TERM INVESTMENTS	0.00	0.00	0.00	0.00
2106 - PUBL SAFETY SALES TAX FND					
100101	CASH	1,357,125.03	6,189,395.28	-171,190.75	7,375,329.56
100201	TERM INVESTMENTS	0.00	0.00	0.00	0.00
2107 - GEOGRAPHIC INF SYS FUND (GIS)					
100101	CASH	543,706.13	20,667.00	0.00	564,373.13
100201	TERM INVESTMENTS	0.00	0.00	0.00	0.00
2108 - DEVLPMNTL DISABILITY FUND					
100101	CASH	3,514,719.45	389,476.00	-778,952.00	3,125,243.45
100201	TERM INVESTMENTS	0.00	0.00	0.00	0.00
2110 - WORKFORCE DEVELOPMENT FND					
100101	CASH	-468,443.49	723,382.27	-540,877.80	-285,939.02
2120 - HWY IDOT REBUILD GRANT					
100101	CASH	2,645,796.06	157,809.49	-340,422.99	2,463,182.56
2121 - TWP IDOT REBUILD GRANT					



CHAMPAIGN COUNTY CASH RECEIPTS AND DISBURSEMENTS

PERIOD ENDING 11/30/2022


		BEGINNING BALANCE	RECEIPTS	DISBURSEMENTS	ENDING BALANCE
100101	CASH	1,889,507.29	0.00	-14,138.94	1,875,368.35
2188 - SOCIAL SECURITY FUND					
100101	CASH	1,108,860.69	1,028,588.75	-695,930.10	1,441,519.34
100201	TERM INVESTMENTS	0.00	0.00	0.00	0.00
2474 - RPC USDA REVOLVING LOANS					
100101	CASH	328,850.88	2,541.55	0.00	331,392.43
2475 - RPC ECON DEVELOPMNT LOANS					
100101	CASH	3,437,269.37	23,619.65	0.00	3,460,889.02
100201	TERM INVESTMENTS	0.00	0.00	0.00	0.00
2609 - TAX INDEMNITY FUND					
100101	CASH	0.00	0.00	0.00	0.00
2610 - WORKING CASH FUND					
100101	CASH	379,936.38	0.00	0.00	379,936.38
100201	TERM INVESTMENTS	0.00	0.00	0.00	0.00
2611 - COUNTY CLK SURCHARGE FUND					
100101	CASH	0.00	1,270.00	0.00	1,270.00
2612 - SHERIFF DRUG FORFEITURES					
100101	CASH	122,851.93	1,896.96	-3,793.92	120,954.97
2613 - COURT'S AUTOMATION FUND					
100101	CASH	75,593.51	20,021.57	0.00	95,615.08
100201	TERM INVESTMENTS	0.00	0.00	0.00	0.00
2614 - RECORDER'S AUTOMATION FND					
100101	CASH	562,080.25	20,865.87	-13,114.58	569,831.54
100201	TERM INVESTMENTS	0.00	0.00	0.00	0.00
2615 - PUBLIC DEFENDER AUTOMATN					
100101	CASH	2,112.00	91.00	0.00	2,203.00
2617 - CHILD SUPPORT SERV FUND					
100101	CASH	50,576.47	0.00	0.00	50,576.47
100201	TERM INVESTMENTS	0.00	0.00	0.00	0.00
2618 - PROBATION SERVICES FUND					
100101	CASH	1,952,052.43	48,518.09	-18,014.10	1,982,556.42



CHAMPAIGN COUNTY CASH RECEIPTS AND DISBURSEMENTS

PERIOD ENDING 11/30/2022


	BEGINNING BALANCE	RECEIPTS	DISBURSEMENTS	ENDING BALANCE
100201 TERM INVESTMENTS	0.00	0.00	0.00	0.00
2619 - TAX SALE AUTOMATION FUND				
100101 CASH	27,571.38	11,716.62	-23,709.20	15,578.80
2621 - STS ATTY DRUG FORFEITURES				
100101 CASH	123,363.20	983.75	-1,717.50	122,629.45
2627 - PROPERTY TAX INT FEE FUND				
100101 CASH	232.40	49,680.00	0.00	49,912.40
100201 TERM INVESTMENTS	100,000.00	0.00	0.00	100,000.00
2628 - ELECTN ASSIST/ACCESSIBLTY				
100101 CASH	-99,728.10	6,622.50	-13,245.00	-106,350.60
2629 - COUNTY HISTORICAL FUND				
100101 CASH	8,969.68	0.00	0.00	8,969.68
2630 - CIR CLK OPERATION & ADMIN				
100101 CASH	473,279.66	136,406.50	-196,805.92	412,880.24
2632 - CIR CLK ELCTRNC CITATIONS				
100101 CASH	261,953.24	3,528.00	0.00	265,481.24
2633 - STS ATTY RECORDS AUTOMATN				
100101 CASH	6,470.38	414.00	0.00	6,884.38
2635 - CANNABIS REGULATION FUND				
100101 CASH	85,375.09	7,493.48	0.00	92,868.57
2638 - CORONER STATUTORY FEES				
100101 CASH	81,122.48	1,416.84	-2,833.68	79,705.64
2658 - JAIL COMMISSARY				
100101 CASH	616,659.53	11,088.18	-1,287.14	626,460.57
2659 - COUNTY JAIL MEDICAL COSTS				
100101 CASH	8,131.10	832.58	0.00	8,963.68
2670 - COUNTY CLK AUTOMATION FND				
100101 CASH	37,037.76	1,850.70	-3,315.95	35,572.51
2671 - COURT DOCUMENT STORAGE FD				
100101 CASH	93,093.71	23,319.44	-12,884.72	103,528.43
100201 TERM INVESTMENTS	0.00	0.00	0.00	0.00



CHAMPAIGN COUNTY CASH RECEIPTS AND DISBURSEMENTS

PERIOD ENDING 11/30/2022


	BEGINNING BALANCE	RECEIPTS	DISBURSEMENTS	ENDING BALANCE
2675 - VICTIM ADVOCACY GRT-ICJIA				
100101 CASH	0.00	0.00	0.00	0.00
2676 - SOLID WASTE MANAGEMENT				
100101 CASH	6,701.24	8,734.29	0.00	15,435.53
100201 TERM INVESTMENTS	0.00	0.00	0.00	0.00
2679 - CHILD ADVOCACY CENTER				
100101 CASH	-20,963.14	49,979.37	-64,772.62	-35,756.39
2685 - SPECIALTY COURTS FUND				
100101 CASH	127,601.48	16,969.92	-7,841.44	136,729.96
2840 - ARPA				
100101 CASH	15,045,140.49	350,981.48	-1,901,962.96	13,494,159.01
100201 TERM INVESTMENTS	20,045,460.95	0.00	0.00	20,045,460.95
3105 - CAPITAL ASSET REPLCMT FND				
100101 CASH	561,263.09	1,125,059.62	-2,250,119.24	-563,796.53
100201 TERM INVESTMENTS	0.00	0.00	0.00	0.00
3303 - COURT COMPLEX CONSTR FUND				
100101 CASH	17,181.91	0.00	0.00	17,181.91
100201 TERM INVESTMENTS	0.00	0.00	0.00	0.00
4074 - 2003 NURS HM BOND DBT SRV				
100101 CASH	0.00	0.00	0.00	0.00
100201 TERM INVESTMENTS	0.00	0.00	0.00	0.00
4350 - HWY FACIL BOND DEBT SERVICE				
100101 CASH	0.00	0.00	0.00	0.00
5081 - NURSING HOME				
100101 CASH	211,371.32	0.00	0.00	211,371.32
100201 TERM INVESTMENTS	0.00	0.00	0.00	0.00
100203 RESTRICTED INVESTMENTS	0.00	0.00	0.00	0.00
6476 - SELF-FUNDED INSURANCE				
100101 CASH	4,149,295.07	279,343.67	-176,982.56	4,251,656.18
100201 TERM INVESTMENTS	0.00	0.00	0.00	0.00
6620 - HEALTH-LIFE INSURANCE				



CHAMPAIGN COUNTY CASH RECEIPTS AND DISBURSEMENTS

PERIOD ENDING 11/30/2022

		BEGINNING BALANCE	RECEIPTS	DISBURSEMENTS	ENDING BALANCE
100101	CASH	746,751.35	1,134,554.27	-1,148,533.98	732,771.64
100201	TERM INVESTMENTS	0.00	0.00	0.00	0.00
7086 - TOWNSHIP MOTOR FUEL TAX					
100101	CASH	2,805,612.70	294,157.16	-27,234.68	3,072,535.18
100201	TERM INVESTMENTS	0.00	0.00	0.00	0.00
7087 - TOWNSHIP BRIDGE					
100101	CASH	590,679.04	0.00	0.00	590,679.04
100201	TERM INVESTMENTS	0.00	0.00	0.00	0.00
7097 - ESTATE					
100101	CASH	45,976.40	1,163.26	0.00	47,139.66
100201	TERM INVESTMENTS	0.00	0.00	0.00	0.00
7667 - PROPERTY CONDEMNATIONS					
100101	CASH	203,622.25	693.55	-890.04	203,425.76
100201	TERM INVESTMENTS	0.00	0.00	0.00	0.00
7687 - SHERIFF FORECLOSURES					
100101	CASH	201,717.22	84,346.57	-75,440.00	210,623.79
7699 - GARNISHMENTS					
100101	CASH	0.85	4,482.97	-4,397.06	86.76
8850 - GEOG INF SYS JOINT VENTUR					
100101	CASH	577,524.98	62,868.03	-81,321.54	559,071.47
9975 - FIXED ASSETS CONTROL					
100101	CASH	0.00	0.00	0.00	0.00
9999 - CASH CONTROL - COUNTY					
100101	CASH	-782.57	8,212,529.33	-8,211,358.96	387.80
100101	CASH	31,012,319.96	6,916,962.18	-3,243,808.86	34,685,473.28
100101	CASH	852.67	0.00	0.00	852.67
100101	CASH	110,132.61	0.00	0.00	110,132.61
100101	CASH	109,205.25	2,541.55	0.00	111,746.80
100101	CASH	-85,910.38	6,236,427.21	-4,714,942.22	1,435,574.61
100101	CASH	3,053,288.71	715,757.69	-546,958.83	3,222,087.57
100101	CASH	0.00	0.00	0.00	0.00



CHAMPAIGN COUNTY CASH RECEIPTS AND DISBURSEMENTS

PERIOD ENDING 11/30/2022

		BEGINNING BALANCE	RECEIPTS	DISBURSEMENTS	ENDING BALANCE
100101	CASH	74,523.02	0.00	0.00	74,523.02
100101	CASH	198,437.80	0.00	0.00	198,437.80
100101	CASH	201,803.80	0.00	0.00	201,803.80
100101	CASH	230,686.59	0.00	0.00	230,686.59
100101	CASH	0.00	0.00	0.00	0.00
100101	CASH	0.00	0.00	0.00	0.00
100101	CASH	14,175,990.89	8,935,514.00	-4,237,954.33	18,873,550.56
100101	CASH	2.29	0.00	0.00	2.29
100101	CASH	3.37	0.00	0.00	3.37
100101	CASH	-7,161,799.21	6,396,285.10	-6,330,951.46	-7,096,465.57
100101	CASH	3,813.07	0.00	0.00	3,813.07
100101	CASH	17,318,742.57	0.00	-1,550,981.48	15,767,761.09
100101	CASH	1.19	0.42	0.00	1.61
TOTAL CASH		154,267,135.74	72,118,242.80	-58,418,601.21	167,966,777.33
TOTAL TERM INVESTMENTS		20,145,460.95	0.00	0.00	20,145,460.95
TOTAL RESTRICTED INVESTMENTS		0.00	0.00	0.00	0.00

<u>Champaign County Drainage Districts</u>				
<u>Bank</u>	<u>Account Name</u>	<u>Cash Balance</u>		
Busey	Co. Drainage Districts	\$50,000.00		
Busey	Co. Drainage Districts	\$3,993,723.58		
	TOTALS	\$4,043,723.58		
<u>Champaign County Drainage Investments</u>				
<u>Bank</u>	<u>District</u>	<u>Matures</u>	<u>Rate</u>	<u>Amount</u>
Prospect	Okaw DD	12/3/2022	0.20%	\$105,999.88
Prospect	2 Mile Slough DD	2/8/2022	0.05%	\$9,597.89
Prospect	St Joseph DD 6	2/15/2022	0.15%	\$41,922.83
Prospect	Kaskaskia Special	1/22/2022	0.10%	\$10,420.98

County Treasurer's Monthly Portfolio Management Report

<u>Investment Type</u>	<u># of Accounts</u>	<u>Amount</u>	<u>% of Portfolio</u>
Certificates of Deposit	3	\$20,145,460.95	21.20%
Bank Accounts (Cash)	9	\$3,315,512.29	3.49%
Illinois Funds Investment Pool	5	\$71,564,850.87	75.31%
Totals		\$95,025,824.11	100.00%

<u>Certificates of Deposit:</u>	<u># of CD's</u>	<u>Average Rate</u>	<u>Amount</u>	<u>Average Term</u>
Current Month Purchases	0	0.000%	\$0.00	
Portfolio	3	2.870%	\$20,145,460.95	10 Mos.

<u>Investment Aging Report - Days</u>	<u># of CD's</u>	<u>Amount</u>	<u>% of Portfolio</u>
1 - 30	0	\$0.00	0.000%
31 - 60	0	\$0.00	0.000%
61 - 90	2	\$20,045,460.95	99.504%
91 - 180	0	\$0.00	0.000%
181+	1	\$100,000.00	0.496%
Totals	3	\$20,145,460.95	100.00%