



## **Champaign County General Fund Operating Account**

Monthly Investment Report  
August 31, 2023

**Your Investment Representative:**

Scott Gruber  
(614) 923-1152  
sgruber@meederinvestment.com

For questions about your account please contact your investment representative or contact [publicfundsoperations@meederinvestment.com](mailto:publicfundsoperations@meederinvestment.com)  
**Dublin, Ohio | Lansing, Michigan | Long Beach, California | Austin, Texas | 866-633-3371 | [www.meederpublicfunds.com](http://www.meederpublicfunds.com)**

**PORTFOLIO SUMMARY**

As of August 31, 2023



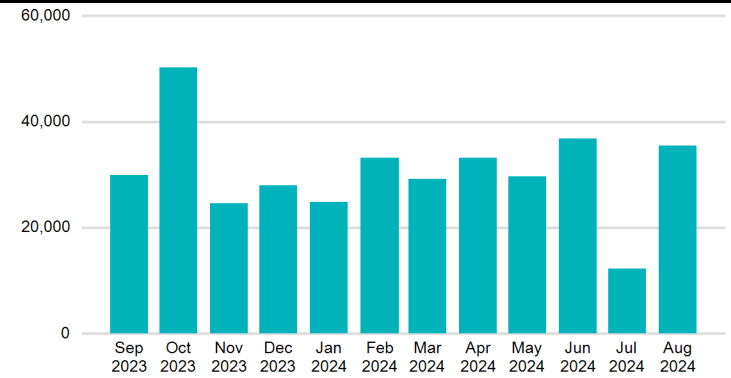
**MONTHLY RECONCILIATION**

<b>Beginning Book Value</b>	<b>11,985,881.77</b>
Contributions	
Withdrawals	
Prior Month Management Fees	(825.50)
Prior Month Custodian Fees	(70.08)
Realized Gains/Losses	
Gross Interest Earnings	33,365.63
<b>Ending Book Value</b>	<b>12,018,351.82</b>

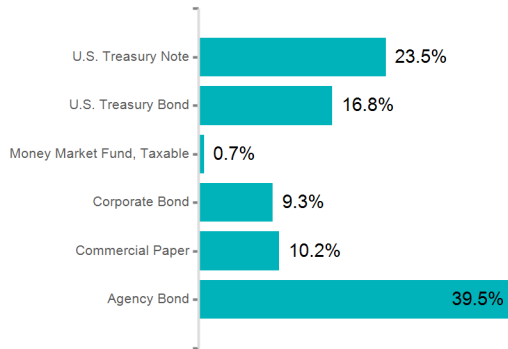
**PORTFOLIO CHARACTERISTICS**

Portfolio Yield to Maturity	4.27%
Portfolio Effective Duration	2.03 yrs
Weighted Average Maturity	2.16 yrs

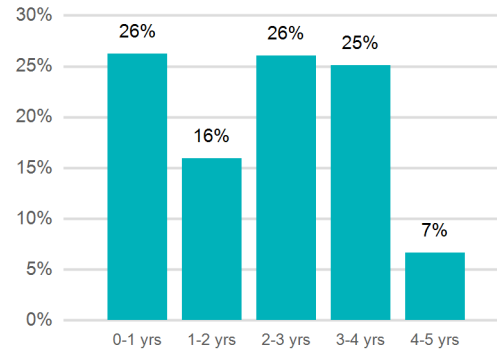
**PROJECTED MONTHLY INCOME SCHEDULE**



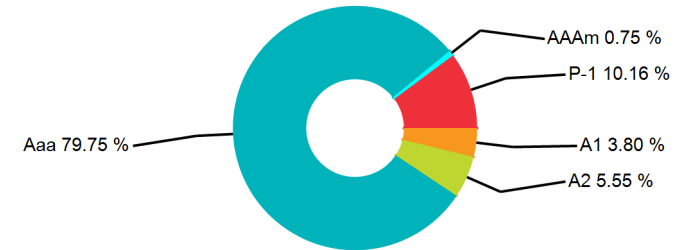
**SECTOR ALLOCATION**



**MATURITY DISTRIBUTION**



**CREDIT QUALITY**



Champaign County General Fund Operating Account

**PROJECTED INCOME SCHEDULE**

As of August 31, 2023



CUSIP	SECURITY DESCRIPTION	Sep 2023	Oct 2023	Nov 2023	Dec 2023	Jan 2024	Feb 2024	Mar 2024	Apr 2024	May 2024	Jun 2024	Jul 2024	Aug 2024
14913R2Z9	Caterpillar Financial Services Corporation 3.650% 08/12/2025						4,289						4,289
21687BXH9	Cooperatieve Rabobank U.A. 10/17/2023		9,030										
24422EWJ4	John Deere Capital Corporation 4.050% 09/08/2025	4,050						4,050					
3130AB3H7	FHLB 2.375% 03/08/2024	3,028						9,798					
3130ALVL5	FHLB 0.910% 12/30/2025	1,069						1,069					
3130ANQB9	FHLB 0.850% 08/26/2026						553						553
3130ANX39	FHLBANKS 0.50% 09/30/2026	325						325					
3130ANYX2	FHLB 0.900% 09/30/2026	225						225					
3130APGQ2	FHLB 0.875% 10/21/2025		1,684						1,684				
3130AQRH8	FHLB 2.000% 02/25/2027						3,050						3,050
3130AQZL0	FHLB 2.200% 03/04/2027	2,200						2,200					
3130ARMW8	FHLB 2.850% 04/28/2025		3,349						3,349				
3130ASVW6	FHLB 4.000% 11/17/2023			2,626									
3130ATUC9	FHLB 4.500% 12/12/2025				3,825						3,825		
3130ATUR6	FHLB 4.625% 12/13/2024				3,931						3,931		
3130ATVE4	FHLB 4.500% 12/11/2026				4,613						4,613		
3130AUPN8	FHLB 4.850% 02/15/2024						4,374						
3130AUQC1	FHLB 4.875% 01/30/2024					2,026							
3133EMUP5	FFCB 0.710% 04/01/2025		692						692				
3133EN5N6	FFCB 4.000% 01/06/2028					4,700						4,700	
3133EN6N5	FFCB 4.250% 11/20/2024			3,613						3,613			
3133EN6V7	FFCB 3.625% 04/26/2027		4,984						4,984				
3133EN7A2	FFCB 3.625% 10/26/2026		4,531						4,531				

Champaign County General Fund Operating Account

**PROJECTED INCOME SCHEDULE**

As of August 31, 2023



CUSIP	SECURITY DESCRIPTION	Sep 2023	Oct 2023	Nov 2023	Dec 2023	Jan 2024	Feb 2024	Mar 2024	Apr 2024	May 2024	Jun 2024	Jul 2024	Aug 2024
3133EN7J3	FFCB 3.875% 02/02/2026						4,553						4,553
3133ENMH0	FFCB 1.600% 01/27/2026					856						856	
3134GXJJ4	FMCC 0.320% 06/28/2024				400						15,480		
3135GA3X7	FNMA 0.570% 11/17/2025			482						482			
4497W1W10	ING (U.S.) Funding LLC 09/01/2023	7,463											
48133PDZ3	JPMorgan Chase Financial Company LLC 5.000% 02/29/2024		3,438			3,438	1,108						
62479LAN5	MUFG Bank, Ltd. 01/22/2024					7,050							
62479MZV8	MUFG Bank, Ltd. 12/29/2023				6,313								
742651DW9	PEFCO 3.250% 06/15/2025				2,925						2,925		
89236TKG9	Toyota Motor Credit Corporation 4.400% 09/20/2024	3,960						3,960					
8923A1XT3	Toyota Credit de Puerto Rico Corp. 10/27/2023		9,544										
90331HPL1	U.S. Bank National Association 2.050% 01/21/2025					2,563						2,563	
9128282R0	UST 2.250% 08/15/2027						3,094						3,094
9128283F5	UST 2.250% 11/15/2027			3,938						3,938			
9128285C0	UST 3.000% 09/30/2025	2,250						2,250					
9128286F2	UST 2.500% 02/28/2026						2,500						2,500
9128286L9	UST 2.250% 03/31/2026	2,250						2,250					
9128286S4	UST 2.375% 04/30/2026		3,266						3,266				
9128286X3	UST 2.125% 05/31/2026			2,922						2,922			
9128287B0	UST 1.875% 06/30/2026				1,875						1,875		
912828D56	UST 2.375% 08/15/2024						2,969						10,693
912828U24	UST 2.000% 11/15/2026			2,000						2,000			

Champaign County General Fund Operating Account

**PROJECTED INCOME SCHEDULE**

As of August 31, 2023



CUSIP	SECURITY DESCRIPTION	Sep 2023	Oct 2023	Nov 2023	Dec 2023	Jan 2024	Feb 2024	Mar 2024	Apr 2024	May 2024	Jun 2024	Jul 2024	Aug 2024
912828X88	UST 2.375% 05/15/2027			3,563						3,563			
912828XT2	UNITED STATES TREASURY 2.00% 05/31/2024			2,500						10,215			
912828Y95	UST 1.875% 07/31/2026					1,781						1,781	
912828YQ7	UST 1.625% 10/31/2026		1,625						1,625				
91282CEK3	UST 2.500% 04/30/2024		2,313						7,219				
91282CEN7	UST 2.750% 04/30/2027		2,063						2,063				
91282CET4	UST 2.625% 05/31/2027			2,953						2,953			
91282CEW7	UST 3.250% 06/30/2027				4,144						4,144		
91282CFB2	UST 2.750% 07/31/2027					2,406						2,406	
91282CFE6	UST 3.125% 08/15/2025						2,813						2,813
91282CFH9	UST 3.125% 08/31/2027						3,906						3,906
91282CFK2	UST 3.500% 09/15/2025	3,063						3,063					
91282CFQ9	UST 4.375% 10/31/2024		3,719						3,719				
<b>TOTAL</b>		<b>29,883</b>	<b>50,236</b>	<b>24,595</b>	<b>28,026</b>	<b>24,820</b>	<b>33,207</b>	<b>29,189</b>	<b>33,132</b>	<b>29,684</b>	<b>36,793</b>	<b>12,306</b>	<b>35,450</b>

Champaign County General Fund Operating Account

**POSITION STATEMENT**

As of August 31, 2023



CUSIP	Security Description	Trade Date/ Settlement Date	Par Value	Principal Cost/ Purchased Interest	Total Cost	Yield at Cost	Maturity/ Duration	Market Price/ Market Value	Unrealized Gain/ (Loss)	% of Assets	Moody's/ S&P Rating
<b>Cash and Cash Equivalents</b>											
31846V567	First American Funds, Inc.	8/31/2023 8/31/2023	\$88,873.77	\$88,873.77	\$88,873.77	5.21%	0.003 0.003	\$1.00 \$88,873.77	\$0.00	0.75%	AAAm
<b>SubTotal</b>			<b>\$88,873.77</b>	<b>\$88,873.77</b>	<b>\$88,873.77</b>	<b>5.21%</b>		<b>\$88,873.77</b>	<b>\$0.00</b>	<b>0.75%</b>	
<b>Agency Bond</b>											
3130ASVW6	FHLB 4.000% 11/17/2023	1/25/2023 1/26/2023	\$130,000.00	\$128,674.00	\$128,674.00	5.01%	0.214 0.210	\$99.61 \$129,491.70	\$817.70	1.09%	Aaa AA+
3130AUQC1	FHLB 4.875% 01/30/2024	2/3/2023 2/6/2023	\$85,000.00	\$85,045.73	\$85,045.73	4.82%	0.416 0.407	\$99.72 \$84,764.55	(\$281.18)	0.71%	Aaa AA+
3130AUPN8	FHLB 4.850% 02/15/2024	1/26/2023 1/27/2023	\$185,000.00	\$185,112.67	\$185,112.67	4.79%	0.460 0.450	\$99.63 \$184,321.05	(\$791.62)	1.55%	Aaa AA+
3130AB3H7	FHLB 2.375% 03/08/2024	1/30/2023 1/31/2023	\$255,000.00	\$248,230.51	\$248,230.51	4.87%	0.521 0.503	\$98.33 \$250,744.05	\$2,513.54	2.10%	Aaa AA+
3134GXJJ4	FMCC 0.320% 06/28/2024	1/30/2023 1/31/2023	\$250,000.00	\$234,920.00	\$234,920.00	4.80%	0.827 0.805	\$95.67 \$239,177.50	\$4,257.50	2.01%	Aaa AA+
3133EN6N5	FFCB 4.250% 11/20/2024	1/25/2023 1/26/2023	\$170,000.00	\$169,727.32	\$169,727.32	4.35%	1.225 1.163	\$98.61 \$167,631.90	(\$2,095.42)	1.41%	Aaa AA+
3130ATUR6	FHLB 4.625% 12/13/2024	1/25/2023 1/26/2023	\$170,000.00	\$170,776.85	\$170,776.85	4.36%	1.288 1.223	\$99.17 \$168,595.80	(\$2,181.05)	1.41%	Aaa AA+
3133EMUP5	FFCB 0.710% 04/01/2025	1/23/2023 1/24/2023	\$195,000.00	\$180,082.50	\$180,082.50	4.42%	1.586 1.534	\$92.91 \$181,166.70	\$1,084.20	1.52%	Aaa AA+
3130ARMW8	FHLB 2.850% 04/28/2025	1/30/2023 1/31/2023	\$235,000.00	\$226,960.65	\$226,960.65	4.47%	1.660 1.577	\$96.28 \$226,258.00	(\$702.65)	1.90%	Aaa AA+
742651DW9	PEFCO 3.250% 06/15/2025	1/20/2023 1/23/2023	\$180,000.00	\$175,633.20	\$175,633.20	4.33%	1.792 1.698	\$96.35 \$173,424.60	(\$2,208.60)	1.45%	Aaa AA+
3130APGQ2	FHLB 0.875% 10/21/2025	1/30/2023 1/31/2023	\$385,000.00	\$351,220.10	\$351,220.10	4.33%	2.142 2.066	\$91.82 \$353,518.55	\$2,298.45	2.96%	Aaa AA+
3135GA3X7	FNMA 0.570% 11/17/2025	1/30/2023 1/31/2023	\$169,000.00	\$153,394.54	\$153,394.54	4.10%	2.216 2.149	\$91.09 \$153,935.34	\$540.80	1.29%	Aaa AA+
3130ATUC9	FHLB 4.500% 12/12/2025	1/24/2023 1/25/2023	\$170,000.00	\$172,454.80	\$172,454.80	3.96%	2.285 2.126	\$99.42 \$169,008.90	(\$3,445.90)	1.42%	Aaa AA+
3130ALVL5	FHLB 0.910% 12/30/2025	1/23/2023 1/24/2023	\$235,000.00	\$213,718.40	\$213,718.40	4.22%	2.334 2.243	\$91.29 \$214,536.20	\$817.80	1.80%	Aaa AA+

Champaign County General Fund Operating Account

**POSITION STATEMENT**

As of August 31, 2023



CUSIP	Security Description	Trade Date/ Settlement Date	Par Value	Principal Cost/ Purchased Interest	Total Cost	Yield at Cost	Maturity/ Duration	Market Price/ Market Value	Unrealized Gain/ (Loss)	% of Assets	Moody's/ S&P Rating
3133ENMH0	FFCB 1.600% 01/27/2026	1/23/2023 1/24/2023	\$107,000.00	\$98,932.20	\$98,932.20	4.30%	2.411 2.290	\$92.55 \$99,025.29	\$93.09	0.83%	Aaa AA+
3133EN7J3	FFCB 3.875% 02/02/2026	1/24/2023 2/2/2023	\$235,000.00	\$234,327.43	\$234,327.43	3.98%	2.427 2.276	\$97.71 \$229,606.75	(\$4,720.68)	1.93%	Aaa AA+
3130ANQB9	FHLB 0.850% 08/26/2026	1/30/2023 1/31/2023	\$130,000.00	\$117,477.10	\$117,477.10	4.26%	2.989 2.828	\$90.73 \$117,951.60	\$474.50	0.99%	Aaa AA+
3130ANX39	FHLBANKS 0.50% 09/30/2026	1/30/2023 1/31/2023	\$130,000.00	\$116,633.40	\$116,633.40	4.24%	3.085 2.917	\$90.09 \$117,117.00	\$483.60	0.98%	Aaa AA+
3130ANYX2	FHLB 0.900% 09/30/2026	1/30/2023 1/31/2023	\$50,000.00	\$44,253.00	\$44,253.00	4.15%	3.085 2.952	\$89.07 \$44,532.50	\$279.50	0.37%	Aaa AA+
3133EN7A2	FFCB 3.625% 10/26/2026	1/20/2023 1/26/2023	\$250,000.00	\$248,665.00	\$248,665.00	3.78%	3.156 2.902	\$97.00 \$242,505.00	(\$6,160.00)	2.03%	Aaa AA+
3130ATVE4	FHLB 4.500% 12/11/2026	1/30/2023 1/31/2023	\$205,000.00	\$209,337.80	\$209,337.80	3.90%	3.282 2.988	\$99.68 \$204,344.00	(\$4,993.80)	1.71%	Aaa AA+
3130AQRH8	FHLB 2.000% 02/25/2027	1/25/2023 1/26/2023	\$305,000.00	\$282,070.10	\$282,070.10	4.02%	3.490 3.211	\$90.70 \$276,641.10	(\$5,429.00)	2.32%	Aaa AA+
3130AQZL0	FHLB 2.200% 03/04/2027	1/30/2023 1/31/2023	\$200,000.00	\$185,677.00	\$185,677.00	4.12%	3.510 3.146	\$91.33 \$182,666.00	(\$3,011.00)	1.53%	Aaa AA+
3133EN6V7	FFCB 3.625% 04/26/2027	1/20/2023 1/26/2023	\$275,000.00	\$274,120.00	\$274,120.00	3.71%	3.655 3.329	\$96.67 \$265,848.00	(\$8,272.00)	2.23%	Aaa AA+
3133EN5N6	FFCB 4.000% 01/06/2028	1/26/2023 1/30/2023	\$235,000.00	\$238,775.51	\$238,775.51	3.64%	4.353 3.920	\$98.13 \$230,612.55	(\$8,162.96)	1.93%	Aaa AA+
<b>SubTotal</b>			<b>\$4,936,000.00</b>	<b>\$4,746,219.81</b>	<b>\$4,746,219.81</b>	<b>4.25%</b>		<b>\$4,707,424.63</b>	<b>(\$38,795.18)</b>	<b>39.47%</b>	

**Commercial Paper**

4497W1W10	ING (U.S.) Funding LLC 09/01/2023	1/26/2023 1/26/2023	\$250,000.00	\$242,536.53	\$242,536.53	5.08%	0.003 0.005	\$99.99 \$249,962.50	\$7,425.97	2.10%	P-1 A-1
21687BXH9	Cooperatieve Rabobank U.A. 10/17/2023	1/20/2023 1/23/2023	\$250,000.00	\$240,970.21	\$240,970.21	5.05%	0.129 0.128	\$99.29 \$248,225.00	\$7,254.79	2.08%	P-1 A-1
8923A1XT3	Toyota Credit de Puerto Rico Corp. 10/27/2023	1/27/2023 1/30/2023	\$250,000.00	\$240,456.25	\$240,456.25	5.29%	0.156 0.154	\$99.14 \$247,847.50	\$7,391.25	2.08%	P-1 A-1+
62479MZV8	MUFG Bank, Ltd. 12/29/2023	6/29/2023 6/30/2023	\$225,000.00	\$218,686.88	\$218,686.88	5.71%	0.329 0.336	\$98.15 \$220,827.82	\$2,140.94	1.85%	P-1 A-1

Champaign County General Fund Operating Account

**POSITION STATEMENT**

As of August 31, 2023



CUSIP	Security Description	Trade Date/ Settlement Date	Par Value	Principal Cost/ Purchased Interest	Total Cost	Yield at Cost	Maturity/ Duration	Market Price/ Market Value	Unrealized Gain/ (Loss)	% of Assets	Moody's/ S&P Rating
62479LAN5	MUFG Bank, Ltd. 01/22/2024	7/25/2023 7/26/2023	\$250,000.00	\$242,950.00	\$242,950.00	5.80%	0.395 0.385	\$97.73 \$244,320.00	\$1,370.00	2.05%	P-1 A-1
<b>SubTotal</b>			<b>\$1,225,000.00</b>	<b>\$1,185,599.87</b>	<b>\$1,185,599.87</b>	<b>5.38%</b>		<b>\$1,211,182.82</b>	<b>\$25,582.95</b>	<b>10.16%</b>	
<b>Corporate Bond</b>											
48133PDZ3	JPMorgan Chase Financial Company LLC 5.000% 02/29/2024	1/26/2023 1/31/2023	\$275,000.00	\$275,000.00	\$275,000.00	4.99%	0.499 0.495	\$100.00 \$275,000.00	\$0.00	2.31%	A1 A-
89236TKG9	Toyota Motor Credit Corporation 4.400% 09/20/2024	1/30/2023 2/1/2023	\$180,000.00	\$179,105.40	\$179,105.40	4.72%	1.058 0.999	\$98.86 \$177,946.20	(\$1,159.20)	1.49%	A1 A+
90331HPL1	U.S. Bank National Association 2.050% 01/21/2025	1/30/2023 2/1/2023	\$250,000.00	\$238,895.00	\$238,895.00	4.43%	1.395 1.340	\$95.02 \$237,540.00	(\$1,355.00)	1.99%	A2 A+
14913R2Z9	Caterpillar Financial Services Corporation 3.650% 08/12/2025	1/30/2023 2/1/2023	\$235,000.00	\$230,300.00	\$230,300.00	4.49%	1.951 1.848	\$97.02 \$227,994.65	(\$2,305.35)	1.91%	A2 A
24422EWJ4	John Deere Capital Corporation 4.050% 09/08/2025	1/30/2023 2/1/2023	\$200,000.00	\$198,056.00	\$198,056.00	4.45%	2.025 1.878	\$97.91 \$195,820.00	(\$2,236.00)	1.64%	A2 A
<b>SubTotal</b>			<b>\$1,140,000.00</b>	<b>\$1,121,356.40</b>	<b>\$1,121,356.40</b>	<b>4.63%</b>		<b>\$1,114,300.85</b>	<b>(\$7,055.55)</b>	<b>9.34%</b>	
<b>U.S. Treasury Bond</b>											
91282CEK3	UST 2.500% 04/30/2024	1/30/2023 1/31/2023	\$185,000.00	\$180,093.16	\$180,093.16	4.71%	0.666 0.662	\$98.09 \$181,466.50	\$1,373.34	1.52%	Aaa AA+
912828D56	UST 2.375% 08/15/2024	1/24/2023 1/25/2023	\$250,000.00	\$242,275.40	\$242,275.40	4.45%	0.959 0.929	\$97.18 \$242,960.00	\$684.60	2.04%	Aaa AA+
9128286F2	UST 2.500% 02/28/2026	1/23/2023 1/24/2023	\$200,000.00	\$192,007.81	\$192,007.81	3.88%	2.499 2.349	\$94.87 \$189,734.00	(\$2,273.81)	1.59%	Aaa AA+
9128286L9	UST 2.250% 03/31/2026	1/23/2023 1/24/2023	\$200,000.00	\$190,617.19	\$190,617.19	3.83%	2.584 2.440	\$94.22 \$188,438.00	(\$2,179.19)	1.58%	Aaa AA+
9128286S4	UST 2.375% 04/30/2026	1/23/2023 1/24/2023	\$275,000.00	\$262,915.04	\$262,915.04	3.82%	2.666 2.516	\$94.38 \$259,531.25	(\$3,383.79)	2.18%	Aaa AA+



Champaign County General Fund Operating Account

**POSITION STATEMENT**

As of August 31, 2023



CUSIP	Security Description	Trade Date/ Settlement Date	Par Value	Principal Cost/ Purchased Interest	Total Cost	Yield at Cost	Maturity/ Duration	Market Price/ Market Value	Unrealized Gain/ (Loss)	% of Assets	Moody's/ S&P Rating
9128286X3	UST 2.125% 05/31/2026	1/20/2023 1/23/2023	\$275,000.00	\$261,024.41	\$261,024.41	3.75%	2.751 2.608	\$93.62 \$257,446.75	(\$3,577.66)	2.16%	Aaa AA+
9128287B0	UST 1.875% 06/30/2026	1/23/2023 1/24/2023	\$200,000.00	\$187,882.81	\$187,882.81	3.77%	2.833 2.697	\$92.92 \$185,836.00	(\$2,046.81)	1.56%	Aaa AA+
912828Y95	UST 1.875% 07/31/2026	1/30/2023 1/31/2023	\$190,000.00	\$177,887.50	\$177,887.50	3.84%	2.918 2.780	\$92.67 \$176,076.80	(\$1,810.70)	1.48%	Aaa AA+
9128283F5	UST 2.250% 11/15/2027	1/20/2023 1/23/2023	\$350,000.00	\$329,464.84	\$329,464.84	3.59%	4.211 3.913	\$91.83 \$321,398.00	(\$8,066.84)	2.70%	Aaa AA+
<b>SubTotal</b>			<b>\$2,125,000.00</b>	<b>\$2,024,168.16</b>	<b>\$2,024,168.16</b>	<b>3.93%</b>		<b>\$2,002,887.30</b>	<b>(\$21,280.86)</b>	<b>16.80%</b>	

**U.S. Treasury Note**

912828XT2	UNITED STATES TREASURY 2.00% 05/31/2024	6/29/2023 6/30/2023	\$250,000.00	\$242,285.16 \$409.84	\$242,695.00	5.49%	0.751 0.728	\$97.49 \$243,730.00	\$1,444.84	2.04%	Aaa AA+
91282CFQ9	UST 4.375% 10/31/2024	1/24/2023 1/25/2023	\$170,000.00	\$170,159.38	\$170,159.38	4.32%	1.170 1.109	\$98.93 \$168,187.80	(\$1,971.58)	1.41%	Aaa AA+
91282CFE6	UST 3.125% 08/15/2025	1/20/2023 1/23/2023	\$180,000.00	\$176,414.06	\$176,414.06	3.95%	1.959 1.867	\$96.68 \$174,016.80	(\$2,397.26)	1.46%	Aaa AA+
91282CFK2	UST 3.500% 09/15/2025	1/20/2023 1/23/2023	\$175,000.00	\$173,181.64	\$173,181.64	3.92%	2.044 1.911	\$97.33 \$170,331.00	(\$2,850.64)	1.43%	Aaa AA+
9128285C0	UST 3.000% 09/30/2025	1/20/2023 1/23/2023	\$150,000.00	\$146,537.11	\$146,537.11	3.91%	2.085 1.962	\$96.32 \$144,474.00	(\$2,063.11)	1.21%	Aaa AA+
912828YQ7	UST 1.625% 10/31/2026	1/23/2023 1/24/2023	\$200,000.00	\$185,148.44	\$185,148.44	3.76%	3.170 3.010	\$91.50 \$183,000.00	(\$2,148.44)	1.53%	Aaa AA+
912828U24	UST 2.000% 11/15/2026	1/20/2023 1/23/2023	\$200,000.00	\$188,085.94	\$188,085.94	3.69%	3.211 3.032	\$92.49 \$184,976.00	(\$3,109.94)	1.55%	Aaa AA+
91282CEN7	UST 2.750% 04/30/2027	1/20/2023 1/23/2023	\$150,000.00	\$144,767.58	\$144,767.58	3.64%	3.666 3.476	\$94.27 \$141,405.00	(\$3,362.58)	1.19%	Aaa AA+
912828X88	UST 2.375% 05/15/2027	1/20/2023 1/23/2023	\$300,000.00	\$285,023.44	\$285,023.44	3.64%	3.707 3.458	\$92.93 \$278,790.00	(\$6,233.44)	2.34%	Aaa AA+
91282CET4	UST 2.625% 05/31/2027	1/20/2023 1/23/2023	\$225,000.00	\$216,000.00	\$216,000.00	3.63%	3.751 3.485	\$93.75 \$210,937.50	(\$5,062.50)	1.77%	Aaa AA+
91282CEW7	UST 3.250% 06/30/2027	1/20/2023 1/23/2023	\$255,000.00	\$251,105.28	\$251,105.28	3.63%	3.833 3.528	\$95.88 \$244,491.45	(\$6,613.83)	2.05%	Aaa AA+
91282CFB2	UST 2.750% 07/31/2027	1/20/2023 1/23/2023	\$175,000.00	\$168,786.13	\$168,786.13	3.61%	3.918 3.641	\$94.01 \$164,521.00	(\$4,265.13)	1.38%	Aaa AA+

Champaign County General Fund Operating Account

**POSITION STATEMENT**

As of August 31, 2023



CUSIP	Security Description	Trade Date/ Settlement Date	Par Value	Principal Cost/ Purchased Interest	Total Cost	Yield at Cost	Maturity/ Duration	Market Price/ Market Value	Unrealized Gain/ (Loss)	% of Assets	Moody's/ S&P Rating
9128282R0	UST 2.250% 08/15/2027	1/20/2023 1/23/2023	\$275,000.00	\$259,541.99	\$259,541.99	3.60%	3.959 3.712	\$92.21 \$253,569.25	(\$5,972.74)	2.13%	Aaa AA+
91282CFH9	UST 3.125% 08/31/2027	1/20/2023 1/23/2023	\$250,000.00	\$245,097.66	\$245,097.66	3.59%	4.003 3.642	\$95.30 \$238,252.50	(\$6,845.16)	2.00%	Aaa AA+
<b>SubTotal</b>			<b>\$2,955,000.00</b>	<b>\$2,852,133.81</b> <b>\$409.84</b>	<b>\$2,852,543.65</b>	<b>3.89%</b>		<b>\$2,800,682.30</b>	<b>(\$51,451.51)</b>	<b>23.49%</b>	
<b>Grand Total</b>			<b>\$12,469,873.77</b>	<b>\$12,018,351.82</b> <b>\$409.84</b>	<b>\$12,018,761.66</b>	<b>4.27%</b>		<b>\$11,925,351.67</b>	<b>(\$93,000.15)</b>	<b>100.00%</b>	

**TRANSACTION STATEMENT**

As of August 31, 2023



Transaction Type	Payment Date	Settlement Date	CUSIP	Security Description	Interest Received
<b>Interest/Dividends</b>					
Interest/Dividends	8/2/2023	8/2/2023	3133EN7J3	FFCB 3.875% 02/02/2026	4,553.13
Interest/Dividends	8/14/2023	8/14/2023	14913R2Z9	Caterpillar Financial Services Corporation 3.650% 08/12/2025	4,288.75
Interest/Dividends	8/15/2023	8/15/2023	912828D56	UST 2.375% 08/15/2024	2,968.75
Interest/Dividends	8/15/2023	8/15/2023	91282CFE6	UST 3.125% 08/15/2025	2,812.50
Interest/Dividends	8/15/2023	8/15/2023	9128282R0	UST 2.250% 08/15/2027	3,093.75
Interest/Dividends	8/15/2023	8/15/2023	3130AUPN8	FHLB 4.850% 02/15/2024	4,486.25
Interest/Dividends	8/17/2023	8/17/2023	3130ASVW6	FHLB 4.000% 11/17/2023	1,218.75
Interest/Dividends	8/25/2023	8/25/2023	3130AQRH8	FHLB 2.000% 02/25/2027	3,050.00
Interest/Dividends	8/28/2023	8/28/2023	3130ANQB9	FHLB 0.850% 08/26/2026	487.50
Interest/Dividends	8/31/2023	8/31/2023	9128286F2	UST 2.500% 02/28/2026	2,500.00
Interest/Dividends	8/31/2023	8/31/2023	91282CFH9	UST 3.125% 08/31/2027	3,906.25
<b>Total</b>					<b>33,365.63</b>

**TRANSACTION STATEMENT**

As of August 31, 2023



Transaction Type	Trade Date	Settlement Date	Transaction Description	Amount
<b>Custodian Fee</b>				
Custodian Fee	8/25/2023	8/25/2023	Cash Out	(70.08)
<b>Total</b>				<b>(70.08)</b>
<b>Management Fee</b>				
Management Fee	8/14/2023	8/14/2023	Cash Out	(825.50)
<b>Total</b>				<b>(825.50)</b>

**STATEMENT DISCLOSURE**

As of August 31, 2023



Meeder provides monthly statements for its investment management clients to provide information about the investment portfolio. The information should not be used for audit or confirmation purposes. Please review your custodial statements and report any inaccuracies or discrepancies.

Certain information and data has been supplied by unaffiliated third parties. Although Meeder believes the information is reliable, it cannot warrant the accuracy of information offered by third parties. Market value may reflect prices received from pricing vendors when current market quotations are not available. Prices may not reflect firm bids or offers and may differ from the value at which the security can be sold.

Statements may include positions from unmanaged accounts provided for reporting purposes. Unmanaged accounts are managed directly by the client and are not included in the accounts managed by the investment adviser. This information is provided as a client convenience and the investment adviser assumes no responsibility for performance of these accounts or the accuracy of the data reported.

**Investing involves risk. Past performance is no guarantee of future results. Debt and fixed income securities are subject to credit and interest rate risk. The investment return and principal value of an investment will fluctuate so that an investors shares, when redeemed, may be worth more or less than their original cost. Current performance may be lower or higher than the performance data quoted.**

Meeder Investment Management is the global brand for the Meeder group of affiliated companies. Investment advisory services are provided through Meeder Public Funds, Inc. Please contact us if you would like to receive a copy of our current ADV disclosure brochure or privacy policy.



## **Champaign County Trust and Agency**

Monthly Investment Report  
August 31, 2023

**Your Investment Representative:**

Scott Gruber  
(614) 923-1152  
sgruber@meederinvestment.com

For questions about your account please contact your investment representative or contact [publicfundsoperations@meederinvestment.com](mailto:publicfundsoperations@meederinvestment.com)  
**Dublin, Ohio | Lansing, Michigan | Long Beach, California | Austin, Texas | 866-633-3371 | [www.meederpublicfunds.com](http://www.meederpublicfunds.com)**

**PORTFOLIO SUMMARY**

As of August 31, 2023



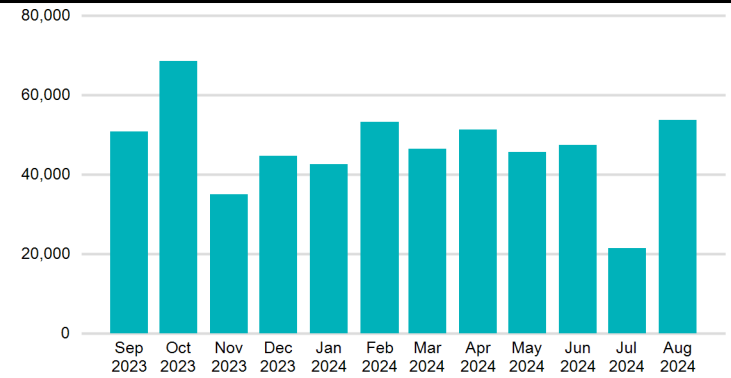
**MONTHLY RECONCILIATION**

<b>Beginning Book Value</b>	<b>18,110,224.95</b>
Contributions	
Withdrawals	
Prior Month Management Fees	(1,247.00)
Prior Month Custodian Fees	(138.25)
Realized Gains/Losses	
Gross Interest Earnings	53,825.64
<b>Ending Book Value</b>	<b>18,162,665.34</b>

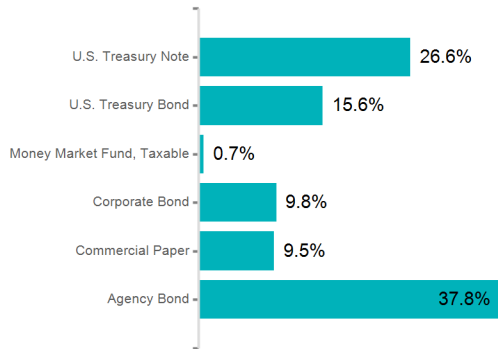
**PORTFOLIO CHARACTERISTICS**

Portfolio Yield to Maturity	4.28%
Portfolio Effective Duration	1.99 yrs
Weighted Average Maturity	2.12 yrs

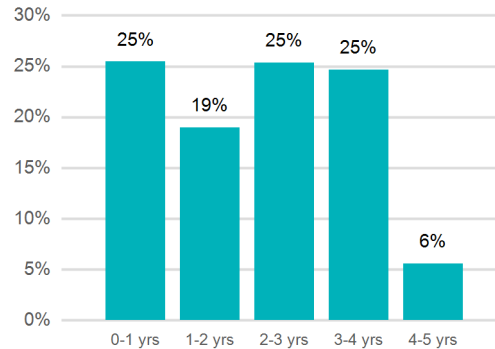
**PROJECTED MONTHLY INCOME SCHEDULE**



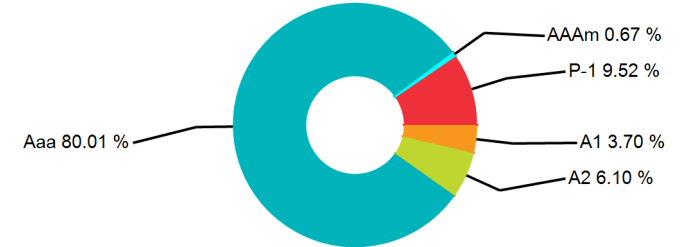
**SECTOR ALLOCATION**



**MATURITY DISTRIBUTION**



**CREDIT QUALITY**



Champaign County Trust and Agency  
**PROJECTED INCOME SCHEDULE**  
 As of August 31, 2023



CUSIP	SECURITY DESCRIPTION	Sep 2023	Oct 2023	Nov 2023	Dec 2023	Jan 2024	Feb 2024	Mar 2024	Apr 2024	May 2024	Jun 2024	Jul 2024	Aug 2024
14913R2Z9	Caterpillar Financial Services Corporation 3.650% 08/12/2025						8,213						8,213
21687BXH9	Cooperatieve Rabobank U.A. 10/17/2023		9,030										
24422EWJ4	John Deere Capital Corporation 4.050% 09/08/2025	7,796						7,796					
3130AB3H7	FHLB 2.375% 03/08/2024	3,266						10,566					
3130ALVL5	FHLB 0.910% 12/30/2025	2,048						2,048					
3130ANQB9	FHLB 0.850% 08/26/2026						829						829
3130ANX39	FHLBANKS 0.50% 09/30/2026	488						488					
3130APGQ2	FHLB 0.875% 10/21/2025		1,728						1,728				
3130AQRH8	FHLB 2.000% 02/25/2027						5,750						5,750
3130AQZL0	FHLB 2.200% 03/04/2027	3,135						3,135					
3130ARMW8	FHLB 2.850% 04/28/2025		4,988						4,988				
3130ASVW6	FHLB 4.000% 11/17/2023			3,939									
3130ATUC9	FHLB 4.500% 12/12/2025				7,425						7,425		
3130ATUR6	FHLB 4.625% 12/13/2024				7,400						7,400		
3130ATVE4	FHLB 4.500% 12/11/2026				4,838						4,838		
3130AULC6	FHLB 4.750% 01/17/2024					8,258							
3130AUPN8	FHLB 4.850% 02/15/2024						6,383						
3130AUQC1	FHLB 4.875% 01/30/2024					1,073							
3133EMUP5	FFCB 0.710% 04/01/2025		710						710				
3133EN5N6	FFCB 4.000% 01/06/2028					9,000						9,000	
3133EN6N5	FFCB 4.250% 11/20/2024			6,800						6,800			
3133EN6V7	FFCB 3.625% 04/26/2027		4,531						4,531				
3133EN7A2	FFCB 3.625% 10/26/2026		7,250						7,250				



Champaign County Trust and Agency  
**PROJECTED INCOME SCHEDULE**  
 As of August 31, 2023



CUSIP	SECURITY DESCRIPTION	Sep 2023	Oct 2023	Nov 2023	Dec 2023	Jan 2024	Feb 2024	Mar 2024	Apr 2024	May 2024	Jun 2024	Jul 2024	Aug 2024
3133EN7J3	FFCB 3.875% 02/02/2026						8,719						8,719
3133ENMH0	FFCB 1.600% 01/27/2026					1,264						1,264	
3134GXJJ4	FMCC 0.320% 06/28/2024				424						16,409		
4497W1W10	ING (U.S.) Funding LLC 09/01/2023	11,643											
48133PDZ3	JPMorgan Chase Financial Company LLC 5.000% 02/29/2024		4,063			4,063	1,309						
62479LAN5	MUFG Bank, Ltd. 01/22/2024					7,755							
62479MZV8	MUFG Bank, Ltd. 12/29/2023				13,187								
742651DW9	PEFCO 3.250% 06/15/2025				3,088						3,088		
89236TKG9	Toyota Motor Credit Corporation 4.400% 09/20/2024	7,590						7,590					
8923A1XT3	Toyota Credit de Puerto Rico Corp. 10/27/2023		13,361										
90331HPL1	U.S. Bank National Association 2.050% 01/21/2025					3,075						3,075	
9128282R0	UST 2.250% 08/15/2027						3,375						3,375
9128283F5	UST 2.250% 11/15/2027			3,375						3,375			
9128285C0	UST 3.000% 09/30/2025	4,500						4,500					
9128286F2	UST 2.500% 02/28/2026						3,750						3,750
9128286L9	UST 2.250% 03/31/2026	3,375						3,375					
9128286S4	UST 2.375% 04/30/2026		3,563						3,563				
9128286X3	UST 2.125% 05/31/2026			3,188						3,188			
9128287B0	UST 1.875% 06/30/2026				3,516						3,516		
912828D56	UST 2.375% 08/15/2024						3,147						11,335
912828J27	UST 2.000% 02/15/2025						2,000						2,000
912828U24	UST 2.000% 11/15/2026			3,000						3,000			

Champaign County Trust and Agency  
**PROJECTED INCOME SCHEDULE**  
 As of August 31, 2023



CUSIP	SECURITY DESCRIPTION	Sep 2023	Oct 2023	Nov 2023	Dec 2023	Jan 2024	Feb 2024	Mar 2024	Apr 2024	May 2024	Jun 2024	Jul 2024	Aug 2024
912828X88	UST 2.375% 05/15/2027			4,156						4,156			
912828XT2	UNITED STATES TREASURY 2.00% 05/31/2024			4,700						19,204			
912828Y95	UST 1.875% 07/31/2026					2,672						2,672	
912828YQ7	UST 1.625% 10/31/2026		3,047						3,047				
91282CED9	UST 1.750% 03/15/2025	1,750						1,750					
91282CEK3	UST 2.500% 04/30/2024		4,375						13,658				
91282CEN7	UST 2.750% 04/30/2027		4,813						4,813				
91282CET4	UST 2.625% 05/31/2027			5,906						5,906			
91282CEW7	UST 3.250% 06/30/2027				4,875						4,875		
91282CFB2	UST 2.750% 07/31/2027					5,500						5,500	
91282CFE6	UST 3.125% 08/15/2025						5,078						5,078
91282CFH9	UST 3.125% 08/31/2027						4,688						4,688
91282CFK2	UST 3.500% 09/15/2025	5,250						5,250					
91282CFQ9	UST 4.375% 10/31/2024		7,109						7,109				
<b>TOTAL</b>		<b>50,840</b>	<b>68,567</b>	<b>35,064</b>	<b>44,752</b>	<b>42,659</b>	<b>53,240</b>	<b>46,497</b>	<b>51,396</b>	<b>45,629</b>	<b>47,549</b>	<b>21,511</b>	<b>53,736</b>

**POSITION STATEMENT**

As of August 31, 2023



CUSIP	Security Description	Trade Date/ Settlement Date	Par Value	Principal Cost/ Purchased Interest	Total Cost	Yield at Cost	Maturity/ Duration	Market Price/ Market Value	Unrealized Gain/ (Loss)	% of Assets	Moody's/ S&P Rating
<b>Cash and Cash Equivalents</b>											
31846V567	First American Funds, Inc.	8/31/2023 8/31/2023	\$120,837.37	\$120,837.37	\$120,837.37	5.21%	0.003 0.003	\$1.00 \$120,837.37	\$0.00	0.67%	AAAm
<b>SubTotal</b>			<b>\$120,837.37</b>	<b>\$120,837.37</b>	<b>\$120,837.37</b>	<b>5.21%</b>		<b>\$120,837.37</b>	<b>\$0.00</b>	<b>0.67%</b>	
<b>Agency Bond</b>											
3130ASVW6	FHLB 4.000% 11/17/2023	1/25/2023 1/26/2023	\$195,000.00	\$193,011.00	\$193,011.00	5.01%	0.214 0.210	\$99.61 \$194,237.55	\$1,226.55	1.08%	Aaa AA+
3130AULC6	FHLB 4.750% 01/17/2024	1/30/2023 1/31/2023	\$335,000.00	\$334,698.50	\$334,698.50	4.84%	0.381 0.372	\$99.63 \$333,753.80	(\$944.70)	1.85%	Aaa AA+
3130AUQC1	FHLB 4.875% 01/30/2024	2/3/2023 2/6/2023	\$45,000.00	\$45,024.21	\$45,024.21	4.79%	0.416 0.407	\$99.72 \$44,875.35	(\$148.86)	0.25%	Aaa AA+
3130AUPN8	FHLB 4.850% 02/15/2024	1/26/2023 1/27/2023	\$270,000.00	\$270,164.43	\$270,164.43	4.79%	0.460 0.450	\$99.63 \$269,009.10	(\$1,155.33)	1.49%	Aaa AA+
3130AB3H7	FHLB 2.375% 03/08/2024	1/30/2023 1/31/2023	\$275,000.00	\$267,699.58	\$267,699.58	4.87%	0.521 0.503	\$98.33 \$270,410.25	\$2,710.67	1.50%	Aaa AA+
3134GXJJ4	FMCC 0.320% 06/28/2024	1/30/2023 1/31/2023	\$265,000.00	\$249,015.20	\$249,015.20	4.80%	0.827 0.805	\$95.67 \$253,528.15	\$4,512.95	1.41%	Aaa AA+
3133EN6N5	FFCB 4.250% 11/20/2024	1/25/2023 1/26/2023	\$320,000.00	\$319,486.72	\$319,486.72	4.35%	1.225 1.163	\$98.61 \$315,542.40	(\$3,944.32)	1.75%	Aaa AA+
3130ATUR6	FHLB 4.625% 12/13/2024	1/25/2023 1/26/2023	\$320,000.00	\$321,462.30	\$321,462.30	4.36%	1.288 1.223	\$99.17 \$317,356.80	(\$4,105.50)	1.76%	Aaa AA+
3133EMUP5	FFCB 0.710% 04/01/2025	1/23/2023 1/24/2023	\$200,000.00	\$184,700.00	\$184,700.00	4.42%	1.586 1.534	\$92.91 \$185,812.00	\$1,112.00	1.03%	Aaa AA+
3130ARMW8	FHLB 2.850% 04/28/2025	1/30/2023 1/31/2023	\$350,000.00	\$338,026.50	\$338,026.50	4.47%	1.660 1.577	\$96.28 \$336,980.00	(\$1,046.50)	1.87%	Aaa AA+
742651DW9	PEFCO 3.250% 06/15/2025	1/20/2023 1/23/2023	\$190,000.00	\$185,390.60	\$185,390.60	4.33%	1.792 1.698	\$96.35 \$183,059.30	(\$2,331.30)	1.02%	Aaa AA+
3130APGQ2	FHLB 0.875% 10/21/2025	1/30/2023 1/31/2023	\$395,000.00	\$360,342.70	\$360,342.70	4.33%	2.142 2.066	\$91.82 \$362,700.85	\$2,358.15	2.01%	Aaa AA+
3130ATUC9	FHLB 4.500% 12/12/2025	1/24/2023 1/25/2023	\$330,000.00	\$334,765.20	\$334,765.20	3.96%	2.285 2.126	\$99.42 \$328,076.10	(\$6,689.10)	1.82%	Aaa AA+
3130ALVL5	FHLB 0.910% 12/30/2025	1/23/2023 1/24/2023	\$450,000.00	\$409,248.00	\$409,248.00	4.22%	2.334 2.243	\$91.29 \$410,814.00	\$1,566.00	2.28%	Aaa AA+

**POSITION STATEMENT**

As of August 31, 2023



CUSIP	Security Description	Trade Date/ Settlement Date	Par Value	Principal Cost/ Purchased Interest	Total Cost	Yield at Cost	Maturity/ Duration	Market Price/ Market Value	Unrealized Gain/ (Loss)	% of Assets	Moody's/ S&P Rating
3133ENMH0	FFCB 1.600% 01/27/2026	1/23/2023 1/24/2023	\$158,000.00	\$146,086.80	\$146,086.80	4.30%	2.411 2.290	\$92.55 \$146,224.26	\$137.46	0.81%	Aaa AA+
3133EN7J3	FFCB 3.875% 02/02/2026	1/24/2023 2/2/2023	\$450,000.00	\$448,712.10	\$448,712.10	3.98%	2.427 2.276	\$97.71 \$439,672.50	(\$9,039.60)	2.44%	Aaa AA+
3130ANQB9	FHLB 0.850% 08/26/2026	1/30/2023 1/31/2023	\$195,000.00	\$176,215.65	\$176,215.65	4.26%	2.989 2.828	\$90.73 \$176,927.40	\$711.75	0.98%	Aaa AA+
3130ANX39	FHLBANKS 0.50% 09/30/2026	1/30/2023 1/31/2023	\$195,000.00	\$174,950.10	\$174,950.10	4.24%	3.085 2.917	\$90.09 \$175,675.50	\$725.40	0.98%	Aaa AA+
3133EN7A2	FFCB 3.625% 10/26/2026	1/20/2023 1/26/2023	\$400,000.00	\$397,864.00	\$397,864.00	3.78%	3.156 2.902	\$97.00 \$388,008.00	(\$9,856.00)	2.15%	Aaa AA+
3130ATVE4	FHLB 4.500% 12/11/2026	1/30/2023 1/31/2023	\$215,000.00	\$219,549.40	\$219,549.40	3.90%	3.282 2.988	\$99.68 \$214,312.00	(\$5,237.40)	1.19%	Aaa AA+
3130AQRH8	FHLB 2.000% 02/25/2027	1/25/2023 1/26/2023	\$575,000.00	\$531,771.50	\$531,771.50	4.02%	3.490 3.211	\$90.70 \$521,536.50	(\$10,235.00)	2.90%	Aaa AA+
3130AQZL0	FHLB 2.200% 03/04/2027	1/30/2023 1/31/2023	\$285,000.00	\$264,589.73	\$264,589.73	4.12%	3.510 3.146	\$91.33 \$260,299.05	(\$4,290.68)	1.45%	Aaa AA+
3133EN6V7	FFCB 3.625% 04/26/2027	1/20/2023 1/26/2023	\$250,000.00	\$249,200.00	\$249,200.00	3.71%	3.655 3.329	\$96.67 \$241,680.00	(\$7,520.00)	1.34%	Aaa AA+
3133EN5N6	FFCB 4.000% 01/06/2028	1/26/2023 1/30/2023	\$450,000.00	\$457,229.70	\$457,229.70	3.64%	4.353 3.920	\$98.13 \$441,598.50	(\$15,631.20)	2.45%	Aaa AA+
<b>SubTotal</b>			<b>\$7,113,000.00</b>	<b>\$6,879,203.92</b>	<b>\$6,879,203.92</b>	<b>4.26%</b>		<b>\$6,812,089.36</b>	<b>(\$67,114.56)</b>	<b>37.82%</b>	

**Commercial Paper**

4497W1W10	ING (U.S.) Funding LLC 09/01/2023	1/26/2023 1/26/2023	\$390,000.00	\$378,356.98	\$378,356.98	5.08%	0.003 0.005	\$99.99 \$389,941.50	\$11,584.52	2.16%	P-1 A-1
21687BXH9	Cooperatieve Rabobank U.A. 10/17/2023	1/20/2023 1/23/2023	\$250,000.00	\$240,970.21	\$240,970.21	5.05%	0.129 0.128	\$99.29 \$248,225.00	\$7,254.79	1.38%	P-1 A-1
8923A1XT3	Toyota Credit de Puerto Rico Corp. 10/27/2023	1/27/2023 1/30/2023	\$350,000.00	\$336,638.75	\$336,638.75	5.29%	0.156 0.154	\$99.14 \$346,986.50	\$10,347.75	1.93%	P-1 A-1+
62479MZV8	MUFG Bank, Ltd. 12/29/2023	6/29/2023 6/30/2023	\$470,000.00	\$456,812.58	\$456,812.58	5.71%	0.329 0.336	\$98.15 \$461,284.79	\$4,472.21	2.56%	P-1 A-1
62479LAN5	MUFG Bank, Ltd. 01/22/2024	7/25/2023 7/26/2023	\$275,000.00	\$267,245.00	\$267,245.00	5.80%	0.395 0.385	\$97.73 \$268,752.00	\$1,507.00	1.49%	P-1 A-1
<b>SubTotal</b>			<b>\$1,735,000.00</b>	<b>\$1,680,023.52</b>	<b>\$1,680,023.52</b>	<b>5.40%</b>		<b>\$1,715,189.79</b>	<b>\$35,166.27</b>	<b>9.52%</b>	

**POSITION STATEMENT**

As of August 31, 2023



CUSIP	Security Description	Trade Date/ Settlement Date	Par Value	Principal Cost/ Purchased Interest	Total Cost	Yield at Cost	Maturity/ Duration	Market Price/ Market Value	Unrealized Gain/ (Loss)	% of Assets	Moody's/ S&P Rating
<b>Corporate Bond</b>											
48133PDZ3	JPMorgan Chase Financial Company LLC 5.000% 02/29/2024	1/26/2023 1/31/2023	\$325,000.00	\$325,000.00	\$325,000.00	4.99%	0.499 0.495	\$100.00 \$325,000.00	\$0.00	1.80%	A1 A-
89236TKG9	Toyota Motor Credit Corporation 4.400% 09/20/2024	1/30/2023 2/1/2023	\$345,000.00	\$343,285.35	\$343,285.35	4.72%	1.058 0.999	\$98.86 \$341,063.55	(\$2,221.80)	1.89%	A1 A+
90331HPL1	U.S. Bank National Association 2.050% 01/21/2025	1/30/2023 2/1/2023	\$300,000.00	\$286,674.00	\$286,674.00	4.43%	1.395 1.340	\$95.02 \$285,048.00	(\$1,626.00)	1.58%	A2 A+
14913RZ29	Caterpillar Financial Services Corporation 3.650% 08/12/2025	1/30/2023 2/1/2023	\$450,000.00	\$441,000.00	\$441,000.00	4.49%	1.951 1.848	\$97.02 \$436,585.50	(\$4,414.50)	2.42%	A2 A
24422EWJ4	John Deere Capital Corporation 4.050% 09/08/2025	1/30/2023 2/1/2023	\$385,000.00	\$381,257.80	\$381,257.80	4.45%	2.025 1.878	\$97.91 \$376,953.50	(\$4,304.30)	2.09%	A2 A
<b>SubTotal</b>			<b>\$1,805,000.00</b>	<b>\$1,777,217.15</b>	<b>\$1,777,217.15</b>	<b>4.62%</b>		<b>\$1,764,650.55</b>	<b>(\$12,566.60)</b>	<b>9.80%</b>	
<b>U.S. Treasury Bond</b>											
91282CEK3	UST 2.500% 04/30/2024	1/30/2023 1/31/2023	\$350,000.00	\$340,716.80	\$340,716.80	4.71%	0.666 0.662	\$98.09 \$343,315.00	\$2,598.20	1.91%	Aaa AA+
912828D56	UST 2.375% 08/15/2024	1/24/2023 1/25/2023	\$265,000.00	\$256,811.91	\$256,811.91	4.45%	0.959 0.929	\$97.18 \$257,537.60	\$725.69	1.43%	Aaa AA+
912828J27	UST 2.000% 02/15/2025	1/30/2023 1/31/2023	\$200,000.00	\$191,312.50	\$191,312.50	4.24%	1.463 1.412	\$95.61 \$191,212.00	(\$100.50)	1.06%	Aaa AA+
9128286F2	UST 2.500% 02/28/2026	1/23/2023 1/24/2023	\$300,000.00	\$288,011.72	\$288,011.72	3.88%	2.499 2.349	\$94.87 \$284,601.00	(\$3,410.72)	1.58%	Aaa AA+
9128286L9	UST 2.250% 03/31/2026	1/23/2023 1/24/2023	\$300,000.00	\$285,925.78	\$285,925.78	3.83%	2.584 2.440	\$94.22 \$282,657.00	(\$3,268.78)	1.57%	Aaa AA+
9128286S4	UST 2.375% 04/30/2026	1/23/2023 1/24/2023	\$300,000.00	\$286,816.41	\$286,816.41	3.82%	2.666 2.516	\$94.38 \$283,125.00	(\$3,691.41)	1.57%	Aaa AA+
9128286X3	UST 2.125% 05/31/2026	1/20/2023 1/23/2023	\$300,000.00	\$284,753.91	\$284,753.91	3.75%	2.751 2.608	\$93.62 \$280,851.00	(\$3,902.91)	1.56%	Aaa AA+
9128287B0	UST 1.875% 06/30/2026	1/23/2023 1/24/2023	\$375,000.00	\$352,280.27	\$352,280.27	3.77%	2.833 2.697	\$92.92 \$348,442.50	(\$3,837.77)	1.93%	Aaa AA+

**POSITION STATEMENT**

As of August 31, 2023



CUSIP	Security Description	Trade Date/ Settlement Date	Par Value	Principal Cost/ Purchased Interest	Total Cost	Yield at Cost	Maturity/ Duration	Market Price/ Market Value	Unrealized Gain/ (Loss)	% of Assets	Moody's/ S&P Rating
912828Y95	UST 1.875% 07/31/2026	1/30/2023 1/31/2023	\$285,000.00	\$266,831.25	\$266,831.25	3.84%	2.918 2.780	\$92.67 \$264,115.20	(\$2,716.05)	1.47%	Aaa AA+
9128283F5	UST 2.250% 11/15/2027	1/20/2023 1/23/2023	\$300,000.00	\$282,398.44	\$282,398.44	3.59%	4.211 3.913	\$91.83 \$275,484.00	(\$6,914.44)	1.53%	Aaa AA+
<b>SubTotal</b>			<b>\$2,975,000.00</b>	<b>\$2,835,858.99</b>	<b>\$2,835,858.99</b>	<b>3.99%</b>		<b>\$2,811,340.30</b>	<b>(\$24,518.69)</b>	<b>15.61%</b>	

**U.S. Treasury Note**

912828XT2	UNITED STATES TREASURY 2.00% 05/31/2024	6/29/2023 6/30/2023	\$470,000.00	\$455,496.09 \$770.49	\$456,266.58	5.49%	0.751 0.728	\$97.49 \$458,212.40	\$2,716.31	2.54%	Aaa AA+
91282CFQ9	UST 4.375% 10/31/2024	1/24/2023 1/25/2023	\$325,000.00	\$325,304.68	\$325,304.68	4.32%	1.170 1.109	\$98.93 \$321,535.50	(\$3,769.18)	1.79%	Aaa AA+
91282CED9	UST 1.750% 03/15/2025	1/30/2023 1/31/2023	\$200,000.00	\$190,171.88	\$190,171.88	4.20%	1.540 1.476	\$95.06 \$190,110.00	(\$61.88)	1.06%	Aaa AA+
91282CFE6	UST 3.125% 08/15/2025	1/20/2023 1/23/2023	\$325,000.00	\$318,525.39	\$318,525.39	3.95%	1.959 1.867	\$96.68 \$314,197.00	(\$4,328.39)	1.74%	Aaa AA+
91282CFK2	UST 3.500% 09/15/2025	1/20/2023 1/23/2023	\$300,000.00	\$296,882.81	\$296,882.81	3.92%	2.044 1.911	\$97.33 \$291,996.00	(\$4,886.81)	1.62%	Aaa AA+
9128285C0	UST 3.000% 09/30/2025	1/20/2023 1/23/2023	\$300,000.00	\$293,074.22	\$293,074.22	3.91%	2.085 1.962	\$96.32 \$288,948.00	(\$4,126.22)	1.60%	Aaa AA+
912828YQ7	UST 1.625% 10/31/2026	1/23/2023 1/24/2023	\$375,000.00	\$347,153.31	\$347,153.31	3.76%	3.170 3.010	\$91.50 \$343,125.00	(\$4,028.31)	1.90%	Aaa AA+
912828U24	UST 2.000% 11/15/2026	1/20/2023 1/23/2023	\$300,000.00	\$282,128.91	\$282,128.91	3.69%	3.211 3.032	\$92.49 \$277,464.00	(\$4,664.91)	1.54%	Aaa AA+
91282CEN7	UST 2.750% 04/30/2027	1/20/2023 1/23/2023	\$350,000.00	\$337,791.01	\$337,791.01	3.64%	3.666 3.476	\$94.27 \$329,945.00	(\$7,846.01)	1.83%	Aaa AA+
912828X88	UST 2.375% 05/15/2027	1/20/2023 1/23/2023	\$350,000.00	\$332,527.34	\$332,527.34	3.64%	3.707 3.458	\$92.93 \$325,255.00	(\$7,272.34)	1.81%	Aaa AA+
91282CET4	UST 2.625% 05/31/2027	1/20/2023 1/23/2023	\$450,000.00	\$432,000.00	\$432,000.00	3.63%	3.751 3.485	\$93.75 \$421,875.00	(\$10,125.00)	2.34%	Aaa AA+
91282CEW7	UST 3.250% 06/30/2027	1/20/2023 1/23/2023	\$300,000.00	\$295,417.97	\$295,417.97	3.63%	3.833 3.528	\$95.88 \$287,637.00	(\$7,780.97)	1.60%	Aaa AA+
91282CFB2	UST 2.750% 07/31/2027	1/20/2023 1/23/2023	\$400,000.00	\$385,796.87	\$385,796.87	3.61%	3.918 3.641	\$94.01 \$376,048.00	(\$9,748.87)	2.09%	Aaa AA+
9128282R0	UST 2.250% 08/15/2027	1/20/2023 1/23/2023	\$300,000.00	\$283,136.72	\$283,136.72	3.60%	3.959 3.712	\$92.21 \$276,621.00	(\$6,515.72)	1.54%	Aaa AA+

**POSITION STATEMENT**

As of August 31, 2023



CUSIP	Security Description	Trade Date/ Settlement Date	Par Value	Principal Cost/ Purchased Interest	Total Cost	Yield at Cost	Maturity/ Duration	Market Price/ Market Value	Unrealized Gain/ (Loss)	% of Assets	Moody's/ S&P Rating
91282CFH9	UST 3.125% 08/31/2027	1/20/2023 1/23/2023	\$300,000.00	\$294,117.19	\$294,117.19	3.59%	4.003 3.642	\$95.30 \$285,903.00	(\$8,214.19)	1.59%	Aaa AA+
<b>SubTotal</b>			<b>\$5,045,000.00</b>	<b>\$4,869,524.39</b> <b>\$770.49</b>	<b>\$4,870,294.88</b>	<b>3.94%</b>		<b>\$4,788,871.90</b>	<b>(\$80,652.49)</b>	<b>26.59%</b>	
<b>Grand Total</b>			<b>\$18,793,837.37</b>	<b>\$18,162,665.34</b> <b>\$770.49</b>	<b>\$18,163,435.83</b>	<b>4.28%</b>		<b>\$18,012,979.27</b>	<b>(\$149,686.07)</b>	<b>100.00%</b>	

**TRANSACTION STATEMENT**

As of August 31, 2023



Transaction Type	Payment Date	Settlement Date	CUSIP	Security Description	Interest Received
<b>Interest/Dividends</b>					
Interest/Dividends	8/2/2023	8/2/2023	3133EN7J3	FFCB 3.875% 02/02/2026	8,718.75
Interest/Dividends	8/14/2023	8/14/2023	14913R2Z9	Caterpillar Financial Services Corporation 3.650% 08/12/2025	8,212.50
Interest/Dividends	8/15/2023	8/15/2023	912828D56	UST 2.375% 08/15/2024	3,146.88
Interest/Dividends	8/15/2023	8/15/2023	912828J27	UST 2.000% 02/15/2025	2,000.00
Interest/Dividends	8/15/2023	8/15/2023	91282CFE6	UST 3.125% 08/15/2025	5,078.13
Interest/Dividends	8/15/2023	8/15/2023	9128282R0	UST 2.250% 08/15/2027	3,375.00
Interest/Dividends	8/15/2023	8/15/2023	3130AUPN8	FHLB 4.850% 02/15/2024	6,547.50
Interest/Dividends	8/17/2023	8/17/2023	3130ASVW6	FHLB 4.000% 11/17/2023	1,828.13
Interest/Dividends	8/25/2023	8/25/2023	3130AQRH8	FHLB 2.000% 02/25/2027	5,750.00
Interest/Dividends	8/28/2023	8/28/2023	3130ANQB9	FHLB 0.850% 08/26/2026	731.25
Interest/Dividends	8/31/2023	8/31/2023	9128286F2	UST 2.500% 02/28/2026	3,750.00
Interest/Dividends	8/31/2023	8/31/2023	91282CFH9	UST 3.125% 08/31/2027	4,687.50
<b>Total</b>					<b>53,825.64</b>



**TRANSACTION STATEMENT**

As of August 31, 2023



Transaction Type	Trade Date	Settlement Date	Transaction Description	Amount
<b>Custodian Fee</b>				
Custodian Fee	8/25/2023	8/25/2023	Cash Out	(138.25)
<b>Total</b>				<b>(138.25)</b>
<b>Management Fee</b>				
Management Fee	8/14/2023	8/14/2023	Cash Out	(1,247.00)
<b>Total</b>				<b>(1,247.00)</b>

**STATEMENT DISCLOSURE**

As of August 31, 2023



Meeder provides monthly statements for its investment management clients to provide information about the investment portfolio. The information should not be used for audit or confirmation purposes. Please review your custodial statements and report any inaccuracies or discrepancies.

Certain information and data has been supplied by unaffiliated third parties. Although Meeder believes the information is reliable, it cannot warrant the accuracy of information offered by third parties. Market value may reflect prices received from pricing vendors when current market quotations are not available. Prices may not reflect firm bids or offers and may differ from the value at which the security can be sold.

Statements may include positions from unmanaged accounts provided for reporting purposes. Unmanaged accounts are managed directly by the client and are not included in the accounts managed by the investment adviser. This information is provided as a client convenience and the investment adviser assumes no responsibility for performance of these accounts or the accuracy of the data reported.

**Investing involves risk. Past performance is no guarantee of future results. Debt and fixed income securities are subject to credit and interest rate risk. The investment return and principal value of an investment will fluctuate so that an investors shares, when redeemed, may be worth more or less than their original cost. Current performance may be lower or higher than the performance data quoted.**

Meeder Investment Management is the global brand for the Meeder group of affiliated companies. Investment advisory services are provided through Meeder Public Funds, Inc. Please contact us if you would like to receive a copy of our current ADV disclosure brochure or privacy policy.



**M E E D E R**  
PUBLIC FUNDS



## **Champaign County Combined Highway**

Monthly Investment Report  
August 31, 2023

**Your Investment Representative:**

Scott Gruber

(614) 923-1152

[sgruber@meederinvestment.com](mailto:sgruber@meederinvestment.com)

For questions about your account please contact your investment representative or contact [publicfundsoperations@meederinvestment.com](mailto:publicfundsoperations@meederinvestment.com)

**Dublin, Ohio | Lansing, Michigan | Long Beach, California | Austin, Texas | 866-633-3371 | [www.meederpublicfunds.com](http://www.meederpublicfunds.com)**

**PORTFOLIO SUMMARY**

As of August 31, 2023



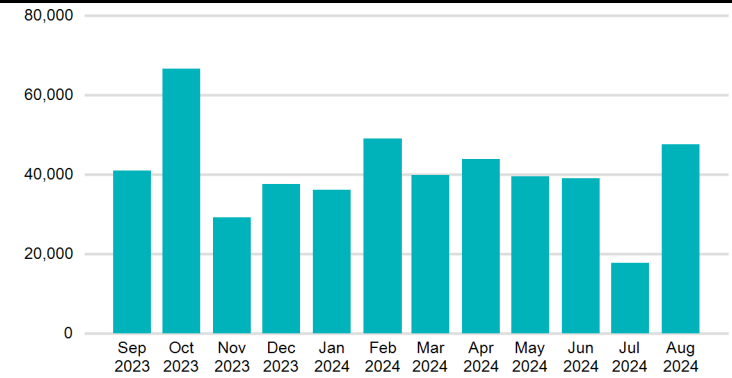
**MONTHLY RECONCILIATION**

<b>Beginning Book Value</b>	<b>16,003,670.90</b>
Contributions	
Withdrawals	
Prior Month Management Fees	(1,102.00)
Prior Month Custodian Fees	(122.37)
Realized Gains/Losses	
Gross Interest Earnings	49,286.89
<b>Ending Book Value</b>	<b>16,051,733.42</b>

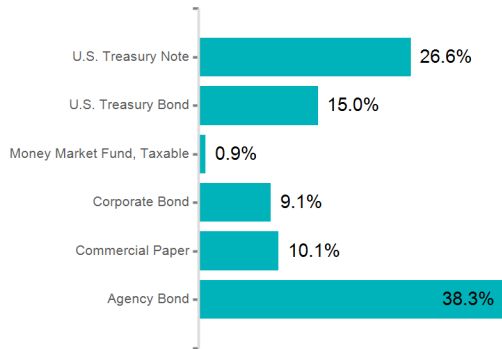
**PORTFOLIO CHARACTERISTICS**

Portfolio Yield to Maturity	4.28%
Portfolio Effective Duration	2.00 yrs
Weighted Average Maturity	2.13 yrs

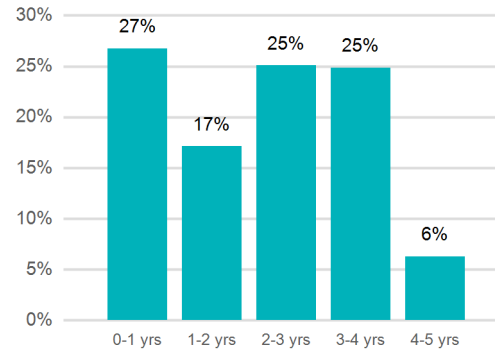
**PROJECTED MONTHLY INCOME SCHEDULE**



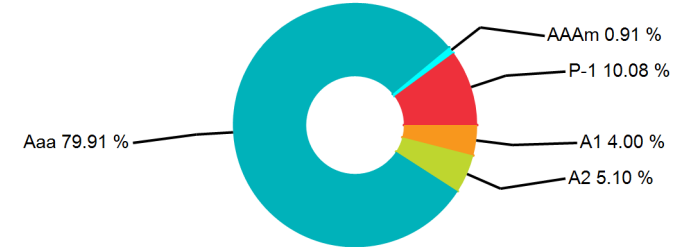
**SECTOR ALLOCATION**



**MATURITY DISTRIBUTION**



**CREDIT QUALITY**



Champaign County Combined Highway

**PROJECTED INCOME SCHEDULE**

As of August 31, 2023



CUSIP	SECURITY DESCRIPTION	Sep 2023	Oct 2023	Nov 2023	Dec 2023	Jan 2024	Feb 2024	Mar 2024	Apr 2024	May 2024	Jun 2024	Jul 2024	Aug 2024
14913R2Z9	Caterpillar Financial Services Corporation 3.650% 08/12/2025						5,749						5,749
21687BXH9	Cooperatieve Rabobank U.A. 10/17/2023		9,030										
24422EWJ4	John Deere Capital Corporation 4.050% 09/08/2025	5,569						5,569					
3130AB3H7	FHLB 2.375% 03/08/2024	2,850						9,221					
3130ALVL5	FHLB 0.910% 12/30/2025	1,433						1,433					
3130ANQB9	FHLB 0.850% 08/26/2026						744						744
3130ANX39	FHLBANKS 0.50% 09/30/2026	438						438					
3130ANYR5	FHLB 0.950% 09/30/2026	238						238					
3130APGQ2	FHLB 0.875% 10/21/2025		1,553						1,553				
3130AQRH8	FHLB 2.000% 02/25/2027						4,050						4,050
3130AQZL0	FHLB 2.200% 03/04/2027	3,630						3,630					
3130ARMW8	FHLB 2.850% 04/28/2025		5,914						5,914				
3130ASVW6	FHLB 4.000% 11/17/2023			3,535									
3130ATUC9	FHLB 4.500% 12/12/2025				5,063						5,063		
3130ATUR6	FHLB 4.625% 12/13/2024				5,203						5,203		
3130ATVE4	FHLB 4.500% 12/11/2026				4,500						4,500		
3130AULC6	FHLB 4.750% 01/17/2024					5,793							
3130AUPN8	FHLB 4.850% 02/15/2024						7,565						
3133EMNF5	FFCB 0.375% 01/15/2025					98						98	
3133EMUP5	FFCB 0.710% 04/01/2025		1,331						1,331				
3133EN5N6	FFCB 4.000% 01/06/2028					6,300						6,300	
3133EN6N5	FFCB 4.250% 11/20/2024			4,781					4,781				
3133EN6V7	FFCB 3.625% 04/26/2027		6,797						6,797				

Champaign County Combined Highway

**PROJECTED INCOME SCHEDULE**

As of August 31, 2023



CUSIP	SECURITY DESCRIPTION	Sep 2023	Oct 2023	Nov 2023	Dec 2023	Jan 2024	Feb 2024	Mar 2024	Apr 2024	May 2024	Jun 2024	Jul 2024	Aug 2024
3133EN7A2	FFCB 3.625% 10/26/2026		5,438						5,438				
3133EN7J3	FFCB 3.875% 02/02/2026						6,103						6,103
3133ENMH0	FFCB 1.600% 01/27/2026					1,480						1,480	
3134GXJJ4	FMCC 0.320% 06/28/2024				376						14,551		
4497W1W10	ING (U.S.) Funding LLC 09/01/2023	7,463											
48133PDZ3	JPMorgan Chase Financial Company LLC 5.000% 02/29/2024		5,000			5,000	1,611						
62479LAN5	MUFG Bank, Ltd. 01/22/2024					7,755							
62479MZV8	MUFG Bank, Ltd. 12/29/2023				12,626								
742651DW9	PEFCO 3.250% 06/15/2025				2,763						2,763		
89236TKG9	Toyota Motor Credit Corporation 4.400% 09/20/2024	5,280						5,280					
8923A1XT3	Toyota Credit de Puerto Rico Corp. 10/27/2023		15,270										
90331HPL1	U.S. Bank National Association 2.050% 01/21/2025					2,563						2,563	
9128282R0	UST 2.250% 08/15/2027						4,500						4,500
9128283F5	UST 2.250% 11/15/2027			3,375						3,375			
9128285C0	UST 3.000% 09/30/2025	4,500						4,500					
9128286F2	UST 2.500% 02/28/2026						4,063						4,063
9128286L9	UST 2.250% 03/31/2026	3,656						3,656					
9128286S4	UST 2.375% 04/30/2026		2,969						2,969				
9128286X3	UST 2.125% 05/31/2026			2,656						2,656			
9128287B0	UST 1.875% 06/30/2026				2,344						2,344		
912828D56	UST 2.375% 08/15/2024						2,969						10,693
912828U24	UST 2.000% 11/15/2026			3,500						3,500			

Champaign County Combined Highway

**PROJECTED INCOME SCHEDULE**

As of August 31, 2023



CUSIP	SECURITY DESCRIPTION	Sep 2023	Oct 2023	Nov 2023	Dec 2023	Jan 2024	Feb 2024	Mar 2024	Apr 2024	May 2024	Jun 2024	Jul 2024	Aug 2024
912828X88	UST 2.375% 05/15/2027			2,969						2,969			
912828XT2	UNITED STATES TREASURY 2.00% 05/31/2024			4,500						18,387			
912828Y95	UST 1.875% 07/31/2026					3,141						3,141	
912828YQ7	UST 1.625% 10/31/2026		2,031						2,031				
91282CEK3	UST 2.500% 04/30/2024		3,063						9,561				
91282CEN7	UST 2.750% 04/30/2027		3,438						3,438				
91282CET4	UST 2.625% 05/31/2027			3,938						3,938			
91282CEW7	UST 3.250% 06/30/2027				4,713						4,713		
91282CFB2	UST 2.750% 07/31/2027					4,125						4,125	
91282CFE6	UST 3.125% 08/15/2025						5,078						5,078
91282CFH9	UST 3.125% 08/31/2027						6,719						6,719
91282CFK2	UST 3.500% 09/15/2025	5,950						5,950					
91282CFQ9	UST 4.375% 10/31/2024		4,922						4,922				
<b>TOTAL</b>		<b>41,007</b>	<b>66,754</b>	<b>29,254</b>	<b>37,587</b>	<b>36,253</b>	<b>49,150</b>	<b>39,915</b>	<b>43,953</b>	<b>39,605</b>	<b>39,136</b>	<b>17,706</b>	<b>47,698</b>

Champaign County Combined Highway

**POSITION STATEMENT**

As of August 31, 2023



CUSIP	Security Description	Trade Date/ Settlement Date	Par Value	Principal Cost/ Purchased Interest	Total Cost	Yield at Cost	Maturity/ Duration	Market Price/ Market Value	Unrealized Gain/ (Loss)	% of Assets	Moody's/ S&P Rating
<b>Cash and Cash Equivalents</b>											
31846V567	First American Funds, Inc.	8/31/2023 8/31/2023	\$144,545.15	\$144,545.15	\$144,545.15	5.21%	0.003 0.003	\$1.00 \$144,545.15	\$0.00	0.91%	AAAm
<b>SubTotal</b>			<b>\$144,545.15</b>	<b>\$144,545.15</b>	<b>\$144,545.15</b>	<b>5.21%</b>		<b>\$144,545.15</b>	<b>\$0.00</b>	<b>0.91%</b>	
<b>Agency Bond</b>											
3130ASVW6	FHLB 4.000% 11/17/2023	1/25/2023 1/26/2023	\$175,000.00	\$173,215.00	\$173,215.00	5.01%	0.214 0.210	\$99.61 \$174,315.75	\$1,100.75	1.09%	Aaa AA+
3130AULC6	FHLB 4.750% 01/17/2024	1/30/2023 1/31/2023	\$235,000.00	\$234,788.50	\$234,788.50	4.84%	0.381 0.372	\$99.63 \$234,125.80	(\$662.70)	1.47%	Aaa AA+
3130AUPN8	FHLB 4.850% 02/15/2024	1/26/2023 1/27/2023	\$320,000.00	\$320,194.88	\$320,194.88	4.79%	0.460 0.450	\$99.63 \$318,825.60	(\$1,369.28)	2.00%	Aaa AA+
3130AB3H7	FHLB 2.375% 03/08/2024	1/30/2023 1/31/2023	\$240,000.00	\$233,628.72	\$233,628.72	4.87%	0.521 0.503	\$98.33 \$235,994.40	\$2,365.68	1.48%	Aaa AA+
3134GXJJ4	FMCC 0.320% 06/28/2024	1/30/2023 1/31/2023	\$235,000.00	\$220,824.80	\$220,824.80	4.80%	0.827 0.805	\$95.67 \$224,826.85	\$4,002.05	1.41%	Aaa AA+
3133EN6N5	FFCB 4.250% 11/20/2024	1/25/2023 1/26/2023	\$225,000.00	\$224,639.10	\$224,639.10	4.35%	1.225 1.163	\$98.61 \$221,865.75	(\$2,773.35)	1.39%	Aaa AA+
3130ATUR6	FHLB 4.625% 12/13/2024	1/25/2023 1/26/2023	\$225,000.00	\$226,028.18	\$226,028.18	4.36%	1.288 1.223	\$99.17 \$223,141.50	(\$2,886.68)	1.40%	Aaa AA+
3133EMNF5	FFCB 0.375% 01/15/2025	1/25/2023 1/26/2023	\$52,000.00	\$48,148.88	\$48,148.88	4.37%	1.378 1.340	\$93.52 \$48,629.36	\$480.48	0.31%	Aaa AA+
3133EMUP5	FFCB 0.710% 04/01/2025	1/23/2023 1/24/2023	\$375,000.00	\$346,312.50	\$346,312.50	4.42%	1.586 1.534	\$92.91 \$348,397.50	\$2,085.00	2.19%	Aaa AA+
3130ARMW8	FHLB 2.850% 04/28/2025	1/30/2023 1/31/2023	\$415,000.00	\$400,802.85	\$400,802.85	4.47%	1.660 1.577	\$96.28 \$399,562.00	(\$1,240.85)	2.51%	Aaa AA+
742651DW9	PEFCO 3.250% 06/15/2025	1/20/2023 1/23/2023	\$170,000.00	\$165,875.80	\$165,875.80	4.33%	1.792 1.698	\$96.35 \$163,789.90	(\$2,085.90)	1.03%	Aaa AA+
3130APGQ2	FHLB 0.875% 10/21/2025	1/30/2023 1/31/2023	\$355,000.00	\$323,852.30	\$323,852.30	4.33%	2.142 2.066	\$91.82 \$325,971.65	\$2,119.35	2.05%	Aaa AA+
3130ATUC9	FHLB 4.500% 12/12/2025	1/24/2023 1/25/2023	\$225,000.00	\$228,249.00	\$228,249.00	3.96%	2.285 2.126	\$99.42 \$223,688.25	(\$4,560.75)	1.40%	Aaa AA+
3130ALVL5	FHLB 0.910% 12/30/2025	1/23/2023 1/24/2023	\$315,000.00	\$286,473.60	\$286,473.60	4.22%	2.334 2.243	\$91.29 \$287,569.80	\$1,096.20	1.81%	Aaa AA+



Champaign County Combined Highway

**POSITION STATEMENT**

As of August 31, 2023



CUSIP	Security Description	Trade Date/ Settlement Date	Par Value	Principal Cost/ Purchased Interest	Total Cost	Yield at Cost	Maturity/ Duration	Market Price/ Market Value	Unrealized Gain/ (Loss)	% of Assets	Moody's/ S&P Rating
3133ENMH0	FFCB 1.600% 01/27/2026	1/23/2023 1/24/2023	\$185,000.00	\$171,051.00	\$171,051.00	4.30%	2.411 2.290	\$92.55 \$171,211.95	\$160.95	1.08%	Aaa AA+
3133EN7J3	FFCB 3.875% 02/02/2026	1/24/2023 2/2/2023	\$315,000.00	\$314,098.47	\$314,098.47	3.98%	2.427 2.276	\$97.71 \$307,770.75	(\$6,327.72)	1.93%	Aaa AA+
3130ANQB9	FHLB 0.850% 08/26/2026	1/30/2023 1/31/2023	\$175,000.00	\$158,142.25	\$158,142.25	4.26%	2.989 2.828	\$90.73 \$158,781.00	\$638.75	1.00%	Aaa AA+
3130ANX39	FHLBANKS 0.50% 09/30/2026	1/30/2023 1/31/2023	\$175,000.00	\$157,006.50	\$157,006.50	4.24%	3.085 2.917	\$90.09 \$157,657.50	\$651.00	0.99%	Aaa AA+
3130ANYR5	FHLB 0.950% 09/30/2026	1/30/2023 1/31/2023	\$50,000.00	\$44,336.50	\$44,336.50	4.14%	3.085 2.942	\$89.20 \$44,602.00	\$265.50	0.28%	Aaa AA+
3133EN7A2	FFCB 3.625% 10/26/2026	1/20/2023 1/26/2023	\$300,000.00	\$298,398.00	\$298,398.00	3.78%	3.156 2.902	\$97.00 \$291,006.00	(\$7,392.00)	1.83%	Aaa AA+
3130ATVE4	FHLB 4.500% 12/11/2026	1/30/2023 1/31/2023	\$200,000.00	\$204,232.00	\$204,232.00	3.90%	3.282 2.988	\$99.68 \$199,360.00	(\$4,872.00)	1.25%	Aaa AA+
3130AQRH8	FHLB 2.000% 02/25/2027	1/25/2023 1/26/2023	\$405,000.00	\$374,552.10	\$374,552.10	4.02%	3.490 3.211	\$90.70 \$367,343.10	(\$7,209.00)	2.31%	Aaa AA+
3130AQZL0	FHLB 2.200% 03/04/2027	1/30/2023 1/31/2023	\$330,000.00	\$306,367.05	\$306,367.05	4.12%	3.510 3.146	\$91.33 \$301,398.90	(\$4,968.15)	1.89%	Aaa AA+
3133EN6V7	FFCB 3.625% 04/26/2027	1/20/2023 1/26/2023	\$375,000.00	\$373,800.00	\$373,800.00	3.71%	3.655 3.329	\$96.67 \$362,520.00	(\$11,280.00)	2.28%	Aaa AA+
3133EN5N6	FFCB 4.000% 01/06/2028	1/26/2023 1/30/2023	\$315,000.00	\$320,060.79	\$320,060.79	3.64%	4.353 3.920	\$98.13 \$309,118.95	(\$10,941.84)	1.94%	Aaa AA+
<b>SubTotal</b>			<b>\$6,387,000.00</b>	<b>\$6,155,078.77</b>	<b>\$6,155,078.77</b>	<b>4.26%</b>		<b>\$6,101,474.26</b>	<b>(\$53,604.51)</b>	<b>38.32%</b>	

**Commercial Paper**

4497W1W10	ING (U.S.) Funding LLC 09/01/2023	1/26/2023 1/26/2023	\$250,000.00	\$242,536.53	\$242,536.53	5.08%	0.003 0.005	\$99.99 \$249,962.50	\$7,425.97	1.57%	P-1 A-1
21687BXH9	Cooperatieve Rabobank U.A. 10/17/2023	1/20/2023 1/23/2023	\$250,000.00	\$240,970.21	\$240,970.21	5.05%	0.129 0.128	\$99.29 \$248,225.00	\$7,254.79	1.56%	P-1 A-1
8923A1XT3	Toyota Credit de Puerto Rico Corp. 10/27/2023	1/27/2023 1/30/2023	\$400,000.00	\$384,730.00	\$384,730.00	5.29%	0.156 0.154	\$99.14 \$396,556.00	\$11,826.00	2.49%	P-1 A-1+
62479MZV8	MUFG Bank, Ltd. 12/29/2023	6/29/2023 6/30/2023	\$450,000.00	\$437,373.75	\$437,373.75	5.71%	0.329 0.336	\$98.15 \$441,655.65	\$4,281.90	2.77%	P-1 A-1

Champaign County Combined Highway

**POSITION STATEMENT**

As of August 31, 2023



CUSIP	Security Description	Trade Date/ Settlement Date	Par Value	Principal Cost/ Purchased Interest	Total Cost	Yield at Cost	Maturity/ Duration	Market Price/ Market Value	Unrealized Gain/ (Loss)	% of Assets	Moody's/ S&P Rating
62479LAN5	MUFG Bank, Ltd. 01/22/2024	7/25/2023 7/26/2023	\$275,000.00	\$267,245.00	\$267,245.00	5.80%	0.395 0.385	\$97.73 \$268,752.00	\$1,507.00	1.69%	P-1 A-1
<b>SubTotal</b>			<b>\$1,625,000.00</b>	<b>\$1,572,855.49</b>	<b>\$1,572,855.49</b>	<b>5.42%</b>		<b>\$1,605,151.15</b>	<b>\$32,295.66</b>	<b>10.08%</b>	

**Corporate Bond**

48133PDZ3	JPMorgan Chase Financial Company LLC 5.000% 02/29/2024	1/26/2023 1/31/2023	\$400,000.00	\$400,000.00	\$400,000.00	4.99%	0.499 0.495	\$100.00 \$400,000.00	\$0.00	2.51%	A1 A-
89236TKG9	Toyota Motor Credit Corporation 4.400% 09/20/2024	1/30/2023 2/1/2023	\$240,000.00	\$238,807.20	\$238,807.20	4.72%	1.058 0.999	\$98.86 \$237,261.60	(\$1,545.60)	1.49%	A1 A+
90331HPL1	U.S. Bank National Association 2.050% 01/21/2025	1/30/2023 2/1/2023	\$250,000.00	\$238,895.00	\$238,895.00	4.43%	1.395 1.340	\$95.02 \$237,540.00	(\$1,355.00)	1.49%	A2 A+
14913R2Z9	Caterpillar Financial Services Corporation 3.650% 08/12/2025	1/30/2023 2/1/2023	\$315,000.00	\$308,700.00	\$308,700.00	4.49%	1.951 1.848	\$97.02 \$305,609.85	(\$3,090.15)	1.92%	A2 A
24422EWJ4	John Deere Capital Corporation 4.050% 09/08/2025	1/30/2023 2/1/2023	\$275,000.00	\$272,327.00	\$272,327.00	4.45%	2.025 1.878	\$97.91 \$269,252.50	(\$3,074.50)	1.69%	A2 A
<b>SubTotal</b>			<b>\$1,480,000.00</b>	<b>\$1,458,729.20</b>	<b>\$1,458,729.20</b>	<b>4.65%</b>		<b>\$1,449,663.95</b>	<b>(\$9,065.25)</b>	<b>9.10%</b>	

**U.S. Treasury Bond**

91282CEK3	UST 2.500% 04/30/2024	1/30/2023 1/31/2023	\$245,000.00	\$238,501.76	\$238,501.76	4.71%	0.666 0.662	\$98.09 \$240,320.50	\$1,818.74	1.51%	Aaa AA+
912828D56	UST 2.375% 08/15/2024	1/24/2023 1/25/2023	\$250,000.00	\$242,275.39	\$242,275.39	4.45%	0.959 0.929	\$97.18 \$242,960.00	\$684.61	1.53%	Aaa AA+
9128286F2	UST 2.500% 02/28/2026	1/23/2023 1/24/2023	\$325,000.00	\$312,012.70	\$312,012.70	3.88%	2.499 2.349	\$94.87 \$308,317.75	(\$3,694.95)	1.94%	Aaa AA+
9128286L9	UST 2.250% 03/31/2026	1/23/2023 1/24/2023	\$325,000.00	\$309,752.93	\$309,752.93	3.83%	2.584 2.440	\$94.22 \$306,211.75	(\$3,541.18)	1.92%	Aaa AA+
9128286S4	UST 2.375% 04/30/2026	1/23/2023 1/24/2023	\$250,000.00	\$239,013.67	\$239,013.67	3.82%	2.666 2.516	\$94.38 \$235,937.50	(\$3,076.17)	1.48%	Aaa AA+

Champaign County Combined Highway

**POSITION STATEMENT**

As of August 31, 2023



CUSIP	Security Description	Trade Date/ Settlement Date	Par Value	Principal Cost/ Purchased Interest	Total Cost	Yield at Cost	Maturity/ Duration	Market Price/ Market Value	Unrealized Gain/ (Loss)	% of Assets	Moody's/ S&P Rating
9128286X3	UST 2.125% 05/31/2026	1/20/2023 1/23/2023	\$250,000.00	\$237,294.92	\$237,294.92	3.75%	2.751 2.608	\$93.62 \$234,042.50	(\$3,252.42)	1.47%	Aaa AA+
9128287B0	UST 1.875% 06/30/2026	1/23/2023 1/24/2023	\$250,000.00	\$234,853.52	\$234,853.52	3.77%	2.833 2.697	\$92.92 \$232,295.00	(\$2,558.52)	1.46%	Aaa AA+
912828Y95	UST 1.875% 07/31/2026	1/30/2023 1/31/2023	\$335,000.00	\$313,643.75	\$313,643.75	3.84%	2.918 2.780	\$92.67 \$310,451.20	(\$3,192.55)	1.95%	Aaa AA+
9128283F5	UST 2.250% 11/15/2027	1/20/2023 1/23/2023	\$300,000.00	\$282,398.44	\$282,398.44	3.59%	4.211 3.913	\$91.83 \$275,484.00	(\$6,914.44)	1.73%	Aaa AA+
<b>SubTotal</b>			<b>\$2,530,000.00</b>	<b>\$2,409,747.08</b>	<b>\$2,409,747.08</b>	<b>3.94%</b>		<b>\$2,386,020.20</b>	<b>(\$23,726.88)</b>	<b>14.99%</b>	

**U.S. Treasury Note**

912828XT2	UNITED STATES TREASURY 2.00% 05/31/2024	6/29/2023 6/30/2023	\$450,000.00	\$436,113.28 \$737.70	\$436,850.98	5.49%	0.751 0.728	\$97.49 \$438,714.00	\$2,600.72	2.76%	Aaa AA+
91282CFQ9	UST 4.375% 10/31/2024	1/24/2023 1/25/2023	\$225,000.00	\$225,210.94	\$225,210.94	4.32%	1.170 1.109	\$98.93 \$222,601.50	(\$2,609.44)	1.40%	Aaa AA+
91282CFE6	UST 3.125% 08/15/2025	1/20/2023 1/23/2023	\$325,000.00	\$318,525.39	\$318,525.39	3.95%	1.959 1.867	\$96.68 \$314,197.00	(\$4,328.39)	1.97%	Aaa AA+
91282CFK2	UST 3.500% 09/15/2025	1/20/2023 1/23/2023	\$340,000.00	\$336,467.19	\$336,467.19	3.92%	2.044 1.911	\$97.33 \$330,928.80	(\$5,538.39)	2.08%	Aaa AA+
9128285C0	UST 3.000% 09/30/2025	1/20/2023 1/23/2023	\$300,000.00	\$293,074.22	\$293,074.22	3.91%	2.085 1.962	\$96.32 \$288,948.00	(\$4,126.22)	1.81%	Aaa AA+
912828YQ7	UST 1.625% 10/31/2026	1/23/2023 1/24/2023	\$250,000.00	\$231,435.55	\$231,435.55	3.76%	3.170 3.010	\$91.50 \$228,750.00	(\$2,685.55)	1.44%	Aaa AA+
912828U24	UST 2.000% 11/15/2026	1/20/2023 1/23/2023	\$350,000.00	\$329,150.38	\$329,150.38	3.69%	3.211 3.032	\$92.49 \$323,708.00	(\$5,442.38)	2.03%	Aaa AA+
91282CEN7	UST 2.750% 04/30/2027	1/20/2023 1/23/2023	\$250,000.00	\$241,279.30	\$241,279.30	3.64%	3.666 3.476	\$94.27 \$235,675.00	(\$5,604.30)	1.48%	Aaa AA+
912828X88	UST 2.375% 05/15/2027	1/20/2023 1/23/2023	\$250,000.00	\$237,519.53	\$237,519.53	3.64%	3.707 3.458	\$92.93 \$232,325.00	(\$5,194.53)	1.46%	Aaa AA+
91282CET4	UST 2.625% 05/31/2027	1/20/2023 1/23/2023	\$300,000.00	\$288,000.00	\$288,000.00	3.63%	3.751 3.485	\$93.75 \$281,250.00	(\$6,750.00)	1.77%	Aaa AA+
91282CEW7	UST 3.250% 06/30/2027	1/20/2023 1/23/2023	\$290,000.00	\$285,570.70	\$285,570.70	3.63%	3.833 3.528	\$95.88 \$278,049.10	(\$7,521.60)	1.75%	Aaa AA+
91282CFB2	UST 2.750% 07/31/2027	1/20/2023 1/23/2023	\$300,000.00	\$289,347.66	\$289,347.66	3.61%	3.918 3.641	\$94.01 \$282,036.00	(\$7,311.66)	1.77%	Aaa AA+

Champaign County Combined Highway

**POSITION STATEMENT**

As of August 31, 2023



CUSIP	Security Description	Trade Date/ Settlement Date	Par Value	Principal Cost/ Purchased Interest	Total Cost	Yield at Cost	Maturity/ Duration	Market Price/ Market Value	Unrealized Gain/ (Loss)	% of Assets	Moody's/ S&P Rating
9128282R0	UST 2.250% 08/15/2027	1/20/2023 1/23/2023	\$400,000.00	\$377,515.63	\$377,515.63	3.60%	3.959 3.712	\$92.21 \$368,828.00	(\$8,687.63)	2.32%	Aaa AA+
91282CFH9	UST 3.125% 08/31/2027	1/20/2023 1/23/2023	\$430,000.00	\$421,567.96	\$421,567.96	3.59%	4.003 3.642	\$95.30 \$409,794.30	(\$11,773.66)	2.57%	Aaa AA+
<b>SubTotal</b>			<b>\$4,460,000.00</b>	<b>\$4,310,777.73</b> <b>\$737.70</b>	<b>\$4,311,515.43</b>	<b>3.92%</b>		<b>\$4,235,804.70</b>	<b>(\$74,973.03)</b>	<b>26.60%</b>	
<b>Grand Total</b>			<b>\$16,626,545.15</b>	<b>\$16,051,733.42</b> <b>\$737.70</b>	<b>\$16,052,471.12</b>	<b>4.28%</b>		<b>\$15,922,659.41</b>	<b>(\$129,074.01)</b>	<b>100.00%</b>	

**TRANSACTION STATEMENT**

As of August 31, 2023

Transaction Type	Payment Date	Settlement Date	CUSIP	Security Description	Interest Received
<b>Interest/Dividends</b>					
Interest/Dividends	8/2/2023	8/2/2023	3133EN7J3	FFCB 3.875% 02/02/2026	6,103.13
Interest/Dividends	8/14/2023	8/14/2023	14913R2Z9	Caterpillar Financial Services Corporation 3.650% 08/12/2025	5,748.75
Interest/Dividends	8/15/2023	8/15/2023	912828D56	UST 2.375% 08/15/2024	2,968.75
Interest/Dividends	8/15/2023	8/15/2023	91282CFE6	UST 3.125% 08/15/2025	5,078.13
Interest/Dividends	8/15/2023	8/15/2023	9128282R0	UST 2.250% 08/15/2027	4,500.00
Interest/Dividends	8/15/2023	8/15/2023	3130AUPN8	FHLB 4.850% 02/15/2024	7,760.00
Interest/Dividends	8/17/2023	8/17/2023	3130ASVW6	FHLB 4.000% 11/17/2023	1,640.63
Interest/Dividends	8/25/2023	8/25/2023	3130AQRH8	FHLB 2.000% 02/25/2027	4,050.00
Interest/Dividends	8/28/2023	8/28/2023	3130ANQB9	FHLB 0.850% 08/26/2026	656.25
Interest/Dividends	8/31/2023	8/31/2023	9128286F2	UST 2.500% 02/28/2026	4,062.50
Interest/Dividends	8/31/2023	8/31/2023	91282CFH9	UST 3.125% 08/31/2027	6,718.75
<b>Total</b>					<b>49,286.89</b>

**TRANSACTION STATEMENT**

As of August 31, 2023



Transaction Type	Trade Date	Settlement Date	Transaction Description	Amount
<b>Custodian Fee</b>				
Custodian Fee	8/25/2023	8/25/2023	Cash Out	(122.37)
<b>Total</b>				<b>(122.37)</b>
<b>Management Fee</b>				
Management Fee	8/14/2023	8/14/2023	Cash Out	(1,102.00)
<b>Total</b>				<b>(1,102.00)</b>

**STATEMENT DISCLOSURE**

As of August 31, 2023



Meeder provides monthly statements for its investment management clients to provide information about the investment portfolio. The information should not be used for audit or confirmation purposes. Please review your custodial statements and report any inaccuracies or discrepancies.

Certain information and data has been supplied by unaffiliated third parties. Although Meeder believes the information is reliable, it cannot warrant the accuracy of information offered by third parties. Market value may reflect prices received from pricing vendors when current market quotations are not available. Prices may not reflect firm bids or offers and may differ from the value at which the security can be sold.

Statements may include positions from unmanaged accounts provided for reporting purposes. Unmanaged accounts are managed directly by the client and are not included in the accounts managed by the investment adviser. This information is provided as a client convenience and the investment adviser assumes no responsibility for performance of these accounts or the accuracy of the data reported.

**Investing involves risk. Past performance is no guarantee of future results. Debt and fixed income securities are subject to credit and interest rate risk. The investment return and principal value of an investment will fluctuate so that an investors shares, when redeemed, may be worth more or less than their original cost. Current performance may be lower or higher than the performance data quoted.**

Meeder Investment Management is the global brand for the Meeder group of affiliated companies. Investment advisory services are provided through Meeder Public Funds, Inc. Please contact us if you would like to receive a copy of our current ADV disclosure brochure or privacy policy.



## **Champaign County Overflow Account**

Monthly Investment Report  
August 31, 2023

**Your Investment Representative:**

Scott Gruber  
(614) 923-1152  
sgruber@meederinvestment.com

For questions about your account please contact your investment representative or contact [publicfundsoperations@meederinvestment.com](mailto:publicfundsoperations@meederinvestment.com)  
**Dublin, Ohio | Lansing, Michigan | Long Beach, California | Austin, Texas | 866-633-3371 | [www.meederpublicfunds.com](http://www.meederpublicfunds.com)**



**PORTFOLIO SUMMARY**

As of August 31, 2023



**MONTHLY RECONCILIATION**

<b>Beginning Book Value</b>	<b>326,400.71</b>
Contributions	
Withdrawals	
Prior Month Management Fees	(22.60)
Prior Month Custodian Fees	(29.13)
Realized Gains/Losses	
Gross Interest Earnings	
<b>Ending Book Value</b>	<b>326,348.98</b>

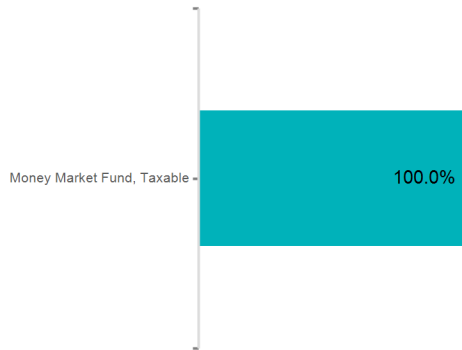
**PORTFOLIO CHARACTERISTICS**

Portfolio Yield to Maturity	5.21%
Portfolio Effective Duration	0.00 yrs
Weighted Average Maturity	0.00 yrs

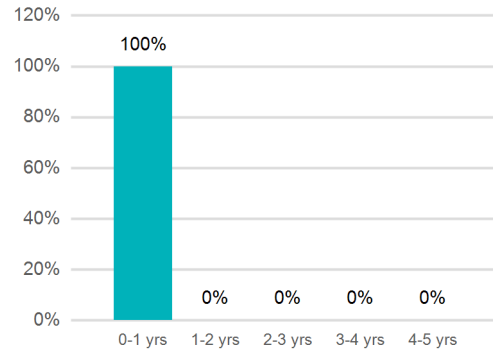
**PROJECTED MONTHLY INCOME SCHEDULE**

1	_____
1	_____
1	_____
1	_____
0	_____
0	_____
0	_____
	Sep 2023   Oct 2023   Nov 2023   Dec 2023   Jan 2024   Feb 2024   Mar 2024   Apr 2024   May 2024   Jun 2024   Jul 2024   Aug 2024

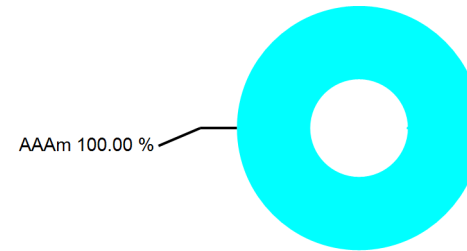
**SECTOR ALLOCATION**



**MATURITY DISTRIBUTION**



**CREDIT QUALITY**



**POSITION STATEMENT**

As of August 31, 2023



CUSIP	Security Description	Trade Date/ Settlement Date	Par Value	Principal Cost/ Purchased Interest	Total Cost	Yield at Cost	Maturity/ Duration	Market Price/ Market Value	Unrealized Gain/ (Loss)	% of Assets	Moody's/ S&P Rating
<b>Cash and Cash Equivalents</b>											
31846V567	First American Funds, Inc.	8/31/2023 8/31/2023	\$326,348.98	\$326,348.98	\$326,348.98	5.21%	0.003 0.003	\$1.00 \$326,348.98	\$0.00	100.00%	AAAm
<b>SubTotal</b>			<b>\$326,348.98</b>	<b>\$326,348.98</b>	<b>\$326,348.98</b>	<b>5.21%</b>		<b>\$326,348.98</b>	<b>\$0.00</b>	<b>100.00%</b>	
<b>Grand Total</b>			<b>\$326,348.98</b>	<b>\$326,348.98</b>	<b>\$326,348.98</b>	<b>5.21%</b>		<b>\$326,348.98</b>	<b>\$0.00</b>	<b>100.00%</b>	

**TRANSACTION STATEMENT**

As of August 31, 2023



Transaction Type	Trade Date	Settlement Date	Transaction Description	Amount
<b>Custodian Fee</b>				
Custodian Fee	8/25/2023	8/25/2023	Cash Out	(29.13)
<b>Total</b>				<b>(29.13)</b>
<b>Management Fee</b>				
Management Fee	8/14/2023	8/14/2023	Cash Out	(22.60)
<b>Total</b>				<b>(22.60)</b>

**STATEMENT DISCLOSURE**

As of August 31, 2023



Meeder provides monthly statements for its investment management clients to provide information about the investment portfolio. The information should not be used for audit or confirmation purposes. Please review your custodial statements and report any inaccuracies or discrepancies.

Certain information and data has been supplied by unaffiliated third parties. Although Meeder believes the information is reliable, it cannot warrant the accuracy of information offered by third parties. Market value may reflect prices received from pricing vendors when current market quotations are not available. Prices may not reflect firm bids or offers and may differ from the value at which the security can be sold.

Statements may include positions from unmanaged accounts provided for reporting purposes. Unmanaged accounts are managed directly by the client and are not included in the accounts managed by the investment adviser. This information is provided as a client convenience and the investment adviser assumes no responsibility for performance of these accounts or the accuracy of the data reported.

**Investing involves risk. Past performance is no guarantee of future results. Debt and fixed income securities are subject to credit and interest rate risk. The investment return and principal value of an investment will fluctuate so that an investors shares, when redeemed, may be worth more or less than their original cost. Current performance may be lower or higher than the performance data quoted.**

Meeder Investment Management is the global brand for the Meeder group of affiliated companies. Investment advisory services are provided through Meeder Public Funds, Inc. Please contact us if you would like to receive a copy of our current ADV disclosure brochure or privacy policy.