



M E E D E R
PUBLIC FUNDS



Champaign County General Fund Operating Account

Monthly Investment Report
December 31, 2023

Your Investment Representative:

Scott Gruber

(614) 923-1152

sgruber@meederinvestment.com

For questions about your account please contact your investment representative or contact publicfundsoperations@meederinvestment.com

Dublin, Ohio | Lansing, Michigan | Long Beach, California | Austin, Texas | 866-633-3371 | www.meederpublicfunds.com

PORTFOLIO SUMMARY

As of December 31, 2023



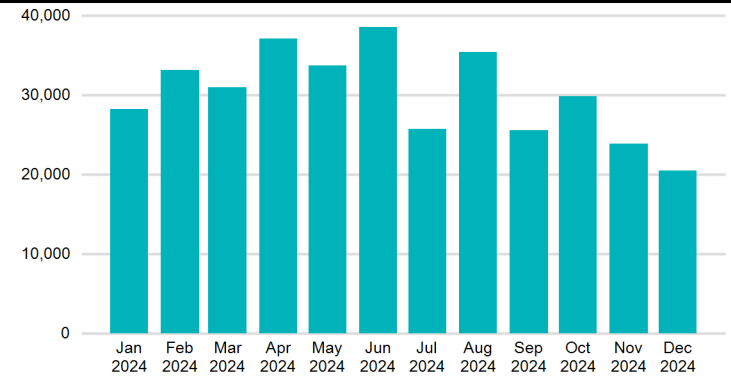
MONTHLY RECONCILIATION

Beginning Book Value	12,157,374.94
Contributions	291.34
Withdrawals	
Prior Month Management Fees	(840.70)
Prior Month Custodian Fees	(75.15)
Realized Gains/Losses	6,313.12
Gross Interest Earnings	17,241.36
Ending Book Value	12,180,304.91

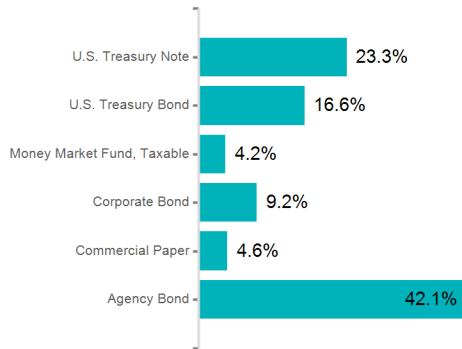
PORTFOLIO CHARACTERISTICS

Portfolio Yield to Maturity	4.30%
Portfolio Effective Duration	1.75 yrs
Weighted Average Maturity	1.88 yrs

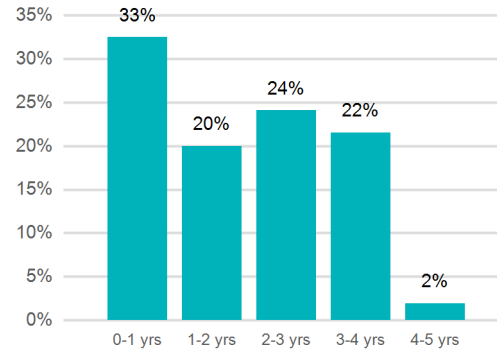
PROJECTED MONTHLY INCOME SCHEDULE



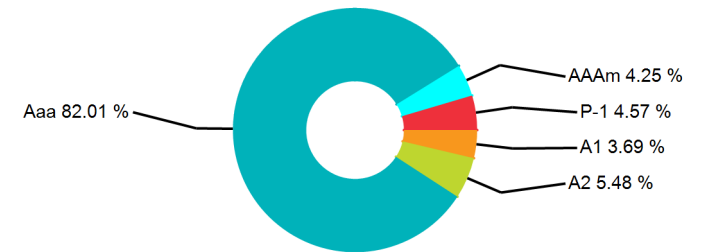
SECTOR ALLOCATION



MATURITY DISTRIBUTION



CREDIT QUALITY



Champaign County General Fund Operating Account

PROJECTED INCOME SCHEDULE

As of December 31, 2023



CUSIP	SECURITY DESCRIPTION	Jan 2024	Feb 2024	Mar 2024	Apr 2024	May 2024	Jun 2024	Jul 2024	Aug 2024	Sep 2024	Oct 2024	Nov 2024	Dec 2024
14913R2Z9	Caterpillar Financial Services Corporation 3.650% 08/12/2025		4,289						4,289				
24422EWJ4	John Deere Capital Corporation 4.050% 09/08/2025			4,050						4,050			
3130A1XJ2	FHLB 2.875% 06/14/2024						1,824						
3130AB3H7	FHLB 2.375% 03/08/2024			9,798									
3130ALVL5	FHLB 0.910% 12/30/2025			1,069						1,069			
3130ANQB9	FHLB 0.850% 08/26/2026		553						553				
3130ANX39	FHLBANKS 0.50% 09/30/2026			325						325			
3130ANYX2	FHLB 0.900% 09/30/2026			225						225			
3130APGQ2	FHLB 0.875% 10/21/2025				1,684						1,684		
3130AQRH8	FHLB 2.000% 02/25/2027		3,050						3,050				
3130AQZL0	FHLB 2.200% 03/04/2027			2,200						2,200			
3130ARMW8	FHLB 2.850% 04/28/2025				3,349						3,349		
3130ATUC9	FHLB 4.500% 12/12/2025						3,825						3,825
3130ATUR6	FHLB 4.625% 12/13/2024						3,931						3,154
3130ATVE4	FHLB 4.500% 12/11/2026						4,613						4,613
3130AUPN8	FHLB 4.850% 02/15/2024		4,374										
3130AUQC1	FHLB 4.875% 01/30/2024	2,026											
3130AXMP0	FHLB 5.375% 10/30/2024				4,031						4,151		
3133EMUP5	FFCB 0.710% 04/01/2025				692						692		
3133EN5N6	FFCB 4.000% 01/06/2028	4,700						4,700					
3133EN6N5	FFCB 4.250% 11/20/2024					3,613						3,885	
3133EN6V7	FFCB 3.625% 04/26/2027				4,984						4,984		
3133EN7A2	FFCB 3.625% 10/26/2026				4,531						4,531		

Champaign County General Fund Operating Account

PROJECTED INCOME SCHEDULE

As of December 31, 2023



CUSIP	SECURITY DESCRIPTION	Jan 2024	Feb 2024	Mar 2024	Apr 2024	May 2024	Jun 2024	Jul 2024	Aug 2024	Sep 2024	Oct 2024	Nov 2024	Dec 2024
3133EN7J3	FFCB 3.875% 02/02/2026		4,553						4,553				
3133ENMH0	FFCB 1.600% 01/27/2026	856						856					
3133EPA70	FFCB 5.375% 11/01/2024					4,031						4,123	
3134GXJJ4	FMCC 0.320% 06/28/2024						15,480						
3135G0ZR7	FNMA 2.625% 09/06/2024			1,838						5,277			
3135GA3X7	FNMA 0.570% 11/17/2025					482						482	
48133PDZ3	JPMorgan Chase Financial Company LLC 5.000% 02/29/2024	6,875	1,108										
62479LAN5	MUFG Bank, Ltd. 01/22/2024	7,050											
62479LG17	MUFG Bank, Ltd. 07/01/2024							13,488					
742651DW9	PEFCO 3.250% 06/15/2025						2,925						2,925
89236TKG9	Toyota Motor Credit Corporation 4.400% 09/20/2024			3,960						4,855			
90331HPL1	U.S. Bank National Association 2.050% 01/21/2025	2,563						2,563					
9128282R0	UST 2.250% 08/15/2027		3,094						3,094				
9128283F5	UST 2.250% 11/15/2027					3,938						3,938	
9128285C0	UST 3.000% 09/30/2025			2,250						2,250			
9128286F2	UST 2.500% 02/28/2026		2,500						2,500				
9128286L9	UST 2.250% 03/31/2026			2,250						2,250			
9128286S4	UST 2.375% 04/30/2026				3,266						3,266		
9128286X3	UST 2.125% 05/31/2026					2,922						2,922	
9128287B0	UST 1.875% 06/30/2026						1,875						1,875
912828D56	UST 2.375% 08/15/2024		2,969						10,693				
912828U24	UST 2.000% 11/15/2026					2,000						2,000	

Champaign County General Fund Operating Account

PROJECTED INCOME SCHEDULE

As of December 31, 2023



CUSIP	SECURITY DESCRIPTION	Jan 2024	Feb 2024	Mar 2024	Apr 2024	May 2024	Jun 2024	Jul 2024	Aug 2024	Sep 2024	Oct 2024	Nov 2024	Dec 2024
912828X88	UST 2.375% 05/15/2027					3,563						3,563	
912828XT2	UNITED STATES TREASURY 2.00% 05/31/2024					10,215							
912828Y95	UST 1.875% 07/31/2026	1,781						1,781					
912828YQ7	UST 1.625% 10/31/2026				1,625						1,625		
91282CEK3	UST 2.500% 04/30/2024				7,219								
91282CEN7	UST 2.750% 04/30/2027				2,063						2,063		
91282CET4	UST 2.625% 05/31/2027					2,953						2,953	
91282CEW7	UST 3.250% 06/30/2027						4,144						4,144
91282CFB2	UST 2.750% 07/31/2027	2,406						2,406					
91282CFE6	UST 3.125% 08/15/2025		2,813						2,813				
91282CFH9	UST 3.125% 08/31/2027		3,906						3,906				
91282CFK2	UST 3.500% 09/15/2025			3,063						3,063			
91282CFQ9	UST 4.375% 10/31/2024				3,719						3,559		
TOTAL		28,257	33,207	31,027	37,163	33,715	38,616	25,794	35,450	25,564	29,904	23,865	20,536

Champaign County General Fund Operating Account

POSITION STATEMENT

As of December 31, 2023



CUSIP	Security Description	Trade Date/ Settlement Date	Par Value	Principal Cost/ Purchased Interest	Total Cost	Yield at Cost	Maturity/ Duration	Market Price/ Market Value	Unrealized Gain/ (Loss)	% of Assets	Moody's/ S&P Rating
Cash and Cash Equivalents											
31846V567	First American Funds, Inc.	12/29/2023 12/29/2023	\$520,250.90	\$520,250.90	\$520,250.90	5.26%	0.003 0.003	\$1.00 \$520,250.90	\$0.00	4.25%	AAAm
SubTotal			\$520,250.90	\$520,250.90	\$520,250.90	5.26%		\$520,250.90	\$0.00	4.25%	
Agency Bond											
3130AUQC1	FHLB 4.875% 01/30/2024	2/3/2023 2/6/2023	\$85,000.00	\$85,045.73	\$85,045.73	4.82%	0.088	\$99.94 \$84,947.30	(\$98.43)	0.69%	Aaa AA+
3130AUPN8	FHLB 4.850% 02/15/2024	1/26/2023 1/27/2023	\$185,000.00	\$185,112.67	\$185,112.67	4.79%	0.132	\$99.89 \$184,796.50	(\$316.17)	1.51%	Aaa AA+
3130AB3H7	FHLB 2.375% 03/08/2024	1/30/2023 1/31/2023	\$255,000.00	\$248,230.51	\$248,230.51	4.87%	0.192	\$99.43 \$253,538.85	\$5,308.34	2.07%	Aaa AA+
3130A1XJ2	FHLB 2.875% 06/14/2024	10/31/2023 11/1/2023	\$60,000.00	\$59,038.86	\$59,038.86	5.54%	0.460	\$98.86 \$59,314.80	\$275.94	0.48%	Aaa AA+
3134GXJJ4	FMCC 0.320% 06/28/2024	1/30/2023 1/31/2023	\$250,000.00	\$234,920.00	\$234,920.00	4.80%	0.499	\$97.54 \$243,837.50	\$8,917.50	1.99%	Aaa AA+
3135G0ZR7	FNMA 2.625% 09/06/2024	10/16/2023 10/17/2023	\$140,000.00	\$136,560.20 \$418.55	\$136,978.75	5.50%	0.690	\$98.34 \$137,674.60	\$1,114.40	1.12%	Aaa AA+
3130AXMP0	FHLB 5.375% 10/30/2024	10/26/2023 10/30/2023	\$150,000.00	\$149,880.42	\$149,880.42	5.46%	0.838	\$100.31 \$150,471.00	\$590.58	1.23%	Aaa AA+
3133EPA70	FFCB 5.375% 11/01/2024	10/31/2023 11/1/2023	\$150,000.00	\$149,908.35	\$149,908.35	5.44%	0.844	\$100.39 \$150,579.00	\$670.65	1.23%	Aaa AA+
3133EN6N5	FFCB 4.250% 11/20/2024	1/25/2023 1/26/2023	\$170,000.00	\$169,727.32	\$169,727.32	4.35%	0.896	\$99.38 \$168,951.10	(\$776.22)	1.38%	Aaa AA+
3130ATUR6	FHLB 4.625% 12/13/2024	1/25/2023 1/26/2023	\$170,000.00	\$170,776.85	\$170,776.85	4.36%	0.959	\$99.65 \$169,398.20	(\$1,378.65)	1.38%	Aaa AA+
3133EMUP5	FFCB 0.710% 04/01/2025	1/23/2023 1/24/2023	\$195,000.00	\$180,082.50	\$180,082.50	4.42%	1.258	\$95.10 \$185,450.85	\$5,368.35	1.51%	Aaa AA+
3130ARMW8	FHLB 2.850% 04/28/2025	1/30/2023 1/31/2023	\$235,000.00	\$226,960.65	\$226,960.65	4.47%	1.332	\$97.77 \$229,768.90	\$2,808.25	1.88%	Aaa AA+
742651DW9	PEFCO 3.250% 06/15/2025	1/20/2023 1/23/2023	\$180,000.00	\$175,633.20	\$175,633.20	4.33%	1.463	\$97.84 \$176,117.40	\$484.20	1.44%	Aaa AA+
3130APGQ2	FHLB 0.875% 10/21/2025	1/30/2023 1/31/2023	\$385,000.00	\$351,220.10	\$351,220.10	4.33%	1.814	\$93.79 \$361,106.90	\$9,886.80	2.95%	Aaa AA+

Champaign County General Fund Operating Account

POSITION STATEMENT

As of December 31, 2023



CUSIP	Security Description	Trade Date/ Settlement Date	Par Value	Principal Cost/ Purchased Interest	Total Cost	Yield at Cost	Maturity/ Duration	Market Price/ Market Value	Unrealized Gain/ (Loss)	% of Assets	Moody's/ S&P Rating
3135GA3X7	FNMA 0.570% 11/17/2025	1/30/2023 1/31/2023	\$169,000.00	\$153,394.54	\$153,394.54	4.10%	1.888	\$93.25 \$157,585.74	\$4,191.20	1.29%	Aaa AA+
3130ATUC9	FHLB 4.500% 12/12/2025	1/24/2023 1/25/2023	\$170,000.00	\$172,454.80	\$172,454.80	3.96%	1.956	\$100.14 \$170,243.10	(\$2,211.70)	1.39%	Aaa AA+
3130ALVL5	FHLB 0.910% 12/30/2025	1/23/2023 1/24/2023	\$235,000.00	\$213,718.40	\$213,718.40	4.22%	2.005	\$93.36 \$219,386.60	\$5,668.20	1.79%	Aaa AA+
3133ENMH0	FFCB 1.600% 01/27/2026	1/23/2023 1/24/2023	\$107,000.00	\$98,932.20	\$98,932.20	4.30%	2.082	\$94.52 \$101,132.12	\$2,199.92	0.83%	Aaa AA+
3133EN7J3	FFCB 3.875% 02/02/2026	1/24/2023 2/2/2023	\$235,000.00	\$234,327.43	\$234,327.43	3.98%	2.099	\$99.13 \$232,964.90	(\$1,362.53)	1.90%	Aaa AA+
3130ANQB9	FHLB 0.850% 08/26/2026	1/30/2023 1/31/2023	\$130,000.00	\$117,477.10	\$117,477.10	4.26%	2.660	\$93.13 \$121,065.10	\$3,588.00	0.99%	Aaa AA+
3130ANX39	FHLBANKS 0.50% 09/30/2026	1/30/2023 1/31/2023	\$130,000.00	\$116,633.40	\$116,633.40	4.24%	2.756	\$92.43 \$120,164.20	\$3,530.80	0.98%	Aaa AA+
3130ANYX2	FHLB 0.900% 09/30/2026	1/30/2023 1/31/2023	\$50,000.00	\$44,253.00	\$44,253.00	4.15%	2.756	\$91.40 \$45,700.50	\$1,447.50	0.37%	Aaa AA+
3133EN7A2	FFCB 3.625% 10/26/2026	1/20/2023 1/26/2023	\$250,000.00	\$248,665.00	\$248,665.00	3.78%	2.827	\$98.65 \$246,620.00	(\$2,045.00)	2.01%	Aaa AA+
3130ATVE4	FHLB 4.500% 12/11/2026	1/30/2023 1/31/2023	\$205,000.00	\$209,337.80	\$209,337.80	3.90%	2.953	\$101.00 \$207,058.20	(\$2,279.60)	1.69%	Aaa AA+
3130AQRH8	FHLB 2.000% 02/25/2027	1/25/2023 1/26/2023	\$305,000.00	\$282,070.10	\$282,070.10	4.02%	3.162	\$93.31 \$284,595.50	\$2,525.40	2.32%	Aaa AA+
3130AQZL0	FHLB 2.200% 03/04/2027	1/30/2023 1/31/2023	\$200,000.00	\$185,677.00	\$185,677.00	4.12%	3.181	\$93.97 \$187,938.00	\$2,261.00	1.53%	Aaa AA+
3133EN6V7	FFCB 3.625% 04/26/2027	1/20/2023 1/26/2023	\$275,000.00	\$274,120.00	\$274,120.00	3.71%	3.326	\$98.59 \$271,111.50	(\$3,008.50)	2.21%	Aaa AA+
3133EN5N6	FFCB 4.000% 01/06/2028	1/26/2023 1/30/2023	\$235,000.00	\$238,775.51	\$238,775.51	3.64%	4.025	\$99.86 \$234,675.70	(\$4,099.81)	1.92%	Aaa AA+
SubTotal			\$5,306,000.00	\$5,112,933.64 \$418.55	\$5,113,352.19	4.34%		\$5,156,194.06	\$43,260.42	42.10%	
Commercial Paper											
62479LAN5	MUFG Bank, Ltd. 01/22/2024	7/25/2023 7/26/2023	\$250,000.00	\$242,950.00	\$242,950.00	5.80%	0.066	\$99.64 \$249,110.00	\$6,160.00	2.03%	P-1 A-1

Champaign County General Fund Operating Account

POSITION STATEMENT

As of December 31, 2023



CUSIP	Security Description	Trade Date/ Settlement Date	Par Value	Principal Cost/ Purchased Interest	Total Cost	Yield at Cost	Maturity/ Duration	Market Price/ Market Value	Unrealized Gain/ (Loss)	% of Assets	Moody's/ S&P Rating
62479LG17	MUFG Bank, Ltd. 07/01/2024	10/5/2023 10/5/2023	\$320,000.00	\$306,512.00	\$306,512.00	5.87%	0.507	\$97.22 \$311,104.00	\$4,592.00	2.54%	P-1 A-1
SubTotal			\$570,000.00	\$549,462.00	\$549,462.00	5.84%		\$560,214.00	\$10,752.00	4.57%	
Corporate Bond											
48133PDZ3	JPMorgan Chase Financial Company LLC 5.000% 02/29/2024	1/26/2023 1/31/2023	\$275,000.00	\$275,000.00	\$275,000.00	4.99%	0.170	\$99.40 \$273,336.25	(\$1,663.75)	2.23%	A1 A-
89236TKG9	Toyota Motor Credit Corporation 4.400% 09/20/2024	1/30/2023 2/1/2023	\$180,000.00	\$179,105.40	\$179,105.40	4.72%	0.729	\$99.50 \$179,105.40	\$0.00	1.46%	A1 A+
90331HPL1	U.S. Bank National Association 2.050% 01/21/2025	1/30/2023 2/1/2023	\$250,000.00	\$238,895.00	\$238,895.00	4.43%	1.066	\$96.62 \$241,537.50	\$2,642.50	1.97%	A2 A+
14913R2Z9	Caterpillar Financial Services Corporation 3.650% 08/12/2025	1/30/2023 2/1/2023	\$235,000.00	\$230,300.00	\$230,300.00	4.49%	1.622	\$98.33 \$231,075.50	\$775.50	1.89%	A2 A
24422EWJ4	John Deere Capital Corporation 4.050% 09/08/2025	1/30/2023 2/1/2023	\$200,000.00	\$198,056.00	\$198,056.00	4.45%	1.696	\$99.02 \$198,038.00	(\$18.00)	1.62%	A2 A
SubTotal			\$1,140,000.00	\$1,121,356.40	\$1,121,356.40	4.63%		\$1,123,092.65	\$1,736.25	9.17%	
U.S. Treasury Bond											
91282CEK3	UST 2.500% 04/30/2024	1/30/2023 1/31/2023	\$185,000.00	\$180,093.16	\$180,093.16	4.71%	0.337	\$99.06 \$183,266.55	\$3,173.39	1.50%	Aaa AA+
912828D56	UST 2.375% 08/15/2024	1/24/2023 1/25/2023	\$250,000.00	\$242,275.40	\$242,275.40	4.45%	0.630	\$98.34 \$245,850.00	\$3,574.60	2.01%	Aaa AA+
9128286F2	UST 2.500% 02/28/2026	1/23/2023 1/24/2023	\$200,000.00	\$192,007.81	\$192,007.81	3.88%	2.170	\$96.45 \$192,890.00	\$882.19	1.57%	Aaa AA+
9128286L9	UST 2.250% 03/31/2026	1/23/2023 1/24/2023	\$200,000.00	\$190,617.19	\$190,617.19	3.83%	2.255	\$95.88 \$191,750.00	\$1,132.81	1.57%	Aaa AA+
9128286S4	UST 2.375% 04/30/2026	1/23/2023 1/24/2023	\$275,000.00	\$262,915.04	\$262,915.04	3.82%	2.337	\$96.05 \$264,140.25	\$1,225.21	2.16%	Aaa AA+

Champaign County General Fund Operating Account

POSITION STATEMENT

As of December 31, 2023



CUSIP	Security Description	Trade Date/ Settlement Date	Par Value	Principal Cost/ Purchased Interest	Total Cost	Yield at Cost	Maturity/ Duration	Market Price/ Market Value	Unrealized Gain/ (Loss)	% of Assets	Moody's/ S&P Rating
9128286X3	UST 2.125% 05/31/2026	1/20/2023 1/23/2023	\$275,000.00	\$261,024.41	\$261,024.41	3.75%	2.422	\$95.41 \$262,388.50	\$1,364.09	2.14%	Aaa AA+
9128287B0	UST 1.875% 06/30/2026	1/23/2023 1/24/2023	\$200,000.00	\$187,882.81	\$187,882.81	3.77%	2.504	\$94.79 \$189,570.00	\$1,687.19	1.55%	Aaa AA+
912828Y95	UST 1.875% 07/31/2026	1/30/2023 1/31/2023	\$190,000.00	\$177,887.50	\$177,887.50	3.84%	2.589	\$94.54 \$179,631.70	\$1,744.20	1.47%	Aaa AA+
9128283F5	UST 2.250% 11/15/2027	1/20/2023 1/23/2023	\$350,000.00	\$329,464.84	\$329,464.84	3.59%	3.882	\$93.99 \$328,972.00	(\$492.84)	2.69%	Aaa AA+
SubTotal			\$2,125,000.00	\$2,024,168.16	\$2,024,168.16	3.93%		\$2,038,459.00	\$14,290.84	16.64%	

U.S. Treasury Note

912828XT2	UNITED STATES TREASURY 2.00% 05/31/2024	6/29/2023 6/30/2023	\$250,000.00	\$242,285.16	\$242,285.16	5.49%	0.422	\$98.61 \$246,532.50	\$4,247.34	2.01%	Aaa AA+
91282CFQ9	UST 4.375% 10/31/2024	1/24/2023 1/25/2023	\$170,000.00	\$170,159.38	\$170,159.38	4.32%	0.841	\$99.50 \$169,150.00	(\$1,009.38)	1.38%	Aaa AA+
91282CFE6	UST 3.125% 08/15/2025	1/20/2023 1/23/2023	\$180,000.00	\$176,414.06	\$176,414.06	3.95%	1.630	\$97.96 \$176,322.60	(\$91.46)	1.44%	Aaa AA+
91282CFK2	UST 3.500% 09/15/2025	1/20/2023 1/23/2023	\$175,000.00	\$173,181.64	\$173,181.64	3.92%	1.715	\$98.50 \$172,368.00	(\$813.64)	1.41%	Aaa AA+
9128285C0	UST 3.000% 09/30/2025	1/20/2023 1/23/2023	\$150,000.00	\$146,537.11	\$146,537.11	3.91%	1.756	\$97.66 \$146,490.00	(\$47.11)	1.20%	Aaa AA+
912828YQ7	UST 1.625% 10/31/2026	1/23/2023 1/24/2023	\$200,000.00	\$185,148.44	\$185,148.44	3.76%	2.841	\$93.58 \$187,156.00	\$2,007.56	1.53%	Aaa AA+
912828U24	UST 2.000% 11/15/2026	1/20/2023 1/23/2023	\$200,000.00	\$188,085.94	\$188,085.94	3.69%	2.882	\$94.48 \$188,962.00	\$876.06	1.54%	Aaa AA+
91282CEN7	UST 2.750% 04/30/2027	1/20/2023 1/23/2023	\$150,000.00	\$144,767.58	\$144,767.58	3.64%	3.337	\$96.18 \$144,276.00	(\$491.58)	1.18%	Aaa AA+
912828X88	UST 2.375% 05/15/2027	1/20/2023 1/23/2023	\$300,000.00	\$285,023.44	\$285,023.44	3.64%	3.378	\$94.96 \$284,871.00	(\$152.44)	2.33%	Aaa AA+
91282CET4	UST 2.625% 05/31/2027	1/20/2023 1/23/2023	\$225,000.00	\$216,000.00	\$216,000.00	3.63%	3.422	\$95.70 \$215,322.75	(\$677.25)	1.76%	Aaa AA+
91282CEW7	UST 3.250% 06/30/2027	1/20/2023 1/23/2023	\$255,000.00	\$251,105.28	\$251,105.28	3.63%	3.504	\$97.68 \$249,073.80	(\$2,031.48)	2.03%	Aaa AA+
91282CFB2	UST 2.750% 07/31/2027	1/20/2023 1/23/2023	\$175,000.00	\$168,786.13	\$168,786.13	3.61%	3.589	\$95.95 \$167,910.75	(\$875.38)	1.37%	Aaa AA+

Champaign County General Fund Operating Account

POSITION STATEMENT

As of December 31, 2023



CUSIP	Security Description	Trade Date/ Settlement Date	Par Value	Principal Cost/ Purchased Interest	Total Cost	Yield at Cost	Maturity/ Duration	Market Price/ Market Value	Unrealized Gain/ (Loss)	% of Assets	Moody's/ S&P Rating
9128282R0	UST 2.250% 08/15/2027	1/20/2023 1/23/2023	\$275,000.00	\$259,541.99	\$259,541.99	3.60%	3.630	\$94.28 \$259,261.75	(\$280.24)	2.12%	Aaa AA+
91282CFH9	UST 3.125% 08/31/2027	1/20/2023 1/23/2023	\$250,000.00	\$245,097.66	\$245,097.66	3.59%	3.674	\$97.16 \$242,890.00	(\$2,207.66)	1.98%	Aaa AA+
SubTotal			\$2,955,000.00	\$2,852,133.81	\$2,852,133.81	3.88%		\$2,850,587.15	(\$1,546.66)	23.27%	
Grand Total			\$12,616,250.90	\$12,180,304.91 \$418.55	\$12,180,723.46	4.30%		\$12,248,797.76	\$68,492.85	100.00%	

TRANSACTION STATEMENT

As of December 31, 2023



Transaction Type	Trade Date	Settlement Date	CUSIP	Security Description	Par Value	Principal Cost	Total Proceeds	Realized Gain/Loss
Maturity								
Maturity	12/29/2023	12/29/2023	62479MZV8	MUFG Bank, Ltd. 12/29/2023	225,000.00	218,686.88	225,000.00	6,313.12
Total					225,000.00	218,686.88	225,000.00	6,313.12

Transaction Type	Payment Date	Settlement Date	CUSIP	Security Description	Interest Received
Interest/Dividends					
Interest/Dividends	12/1/2023	12/1/2023	31846V567	First American Funds, Inc.	685.11
Interest/Dividends	12/11/2023	12/11/2023	3130ATVE4	FHLB 4.500% 12/11/2026	4,612.50
Interest/Dividends	12/12/2023	12/12/2023	3130ATUC9	FHLB 4.500% 12/12/2025	3,825.00
Interest/Dividends	12/13/2023	12/13/2023	3130ATUR6	FHLB 4.625% 12/13/2024	3,931.25
Interest/Dividends	12/14/2023	12/14/2023	3130A1XJ2	FHLB 2.875% 06/14/2024	862.50
Interest/Dividends	12/15/2023	12/15/2023	742651DW9	PEFCO 3.250% 06/15/2025	2,925.00
Interest/Dividends	12/28/2023	12/28/2023	3134GXJJ4	FMCC 0.320% 06/28/2024	400.00
Total					17,241.36

TRANSACTION STATEMENT

As of December 31, 2023



Transaction Type	Trade Date	Settlement Date	Transaction Description	Amount
Contribution				
Contribution	12/6/2023	12/6/2023	Cash In	291.33
Contribution	12/8/2023	12/8/2023	Cash In	0.01
Total				291.34
Custodian Fee				
Custodian Fee	12/26/2023	12/26/2023	Cash Out	(75.15)
Total				(75.15)
Management Fee				
Management Fee	12/20/2023	12/20/2023	Cash Out	(840.70)
Total				(840.70)

STATEMENT DISCLOSURE

As of December 31, 2023



Meeder provides monthly statements for its investment management clients to provide information about the investment portfolio. The information should not be used for audit or confirmation purposes. Please review your custodial statements and report any inaccuracies or discrepancies.

Certain information and data has been supplied by unaffiliated third parties. Although Meeder believes the information is reliable, it cannot warrant the accuracy of information offered by third parties. Market value may reflect prices received from pricing vendors when current market quotations are not available. Prices may not reflect firm bids or offers and may differ from the value at which the security can be sold.

Statements may include positions from unmanaged accounts provided for reporting purposes. Unmanaged accounts are managed directly by the client and are not included in the accounts managed by the investment adviser. This information is provided as a client convenience and the investment adviser assumes no responsibility for performance of these accounts or the accuracy of the data reported.

Investing involves risk. Past performance is no guarantee of future results. Debt and fixed income securities are subject to credit and interest rate risk. The investment return and principal value of an investment will fluctuate so that an investors shares, when redeemed, may be worth more or less than their original cost. Current performance may be lower or higher than the performance data quoted.

Meeder Investment Management is the global brand for the Meeder group of affiliated companies. Investment advisory services are provided through Meeder Public Funds, Inc. Please contact us if you would like to receive a copy of our current ADV disclosure brochure or privacy policy.



M E E D E R
PUBLIC FUNDS



Champaign County Trust and Agency

Monthly Investment Report
December 31, 2023

Your Investment Representative:

Scott Gruber

(614) 923-1152

sgruber@meederinvestment.com

For questions about your account please contact your investment representative or contact publicfundsoperations@meederinvestment.com

Dublin, Ohio | Lansing, Michigan | Long Beach, California | Austin, Texas | 866-633-3371 | www.meederpublicfunds.com

PORTFOLIO SUMMARY

As of December 31, 2023



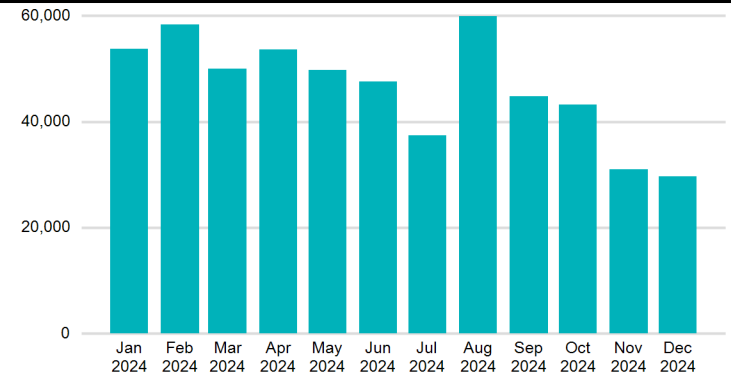
MONTHLY RECONCILIATION

Beginning Book Value	18,375,303.50
Contributions	510.55
Withdrawals	
Prior Month Management Fees	(1,270.10)
Prior Month Custodian Fees	(151.32)
Realized Gains/Losses	13,187.42
Purchased Interest	(1,938.69)
Gross Interest Earnings	24,226.77
Ending Book Value	18,409,868.13

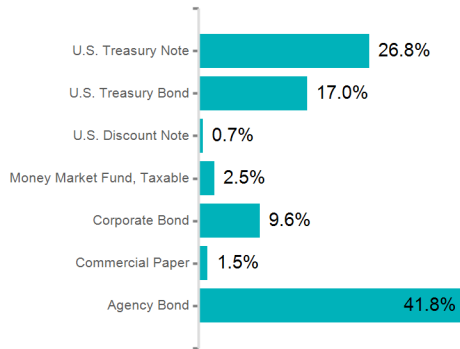
PORTFOLIO CHARACTERISTICS

Portfolio Yield to Maturity	4.29%
Portfolio Effective Duration	1.74 yrs
Weighted Average Maturity	1.86 yrs

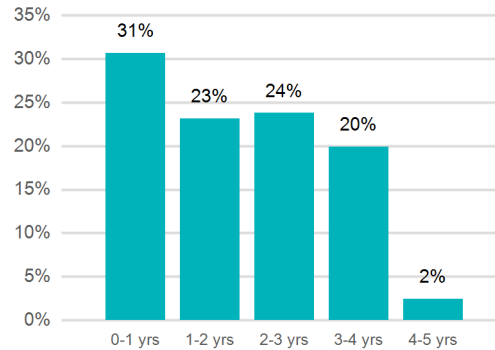
PROJECTED MONTHLY INCOME SCHEDULE



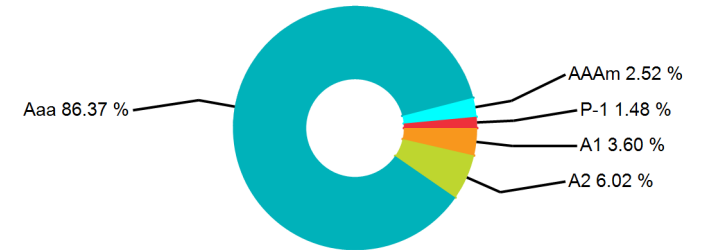
SECTOR ALLOCATION



MATURITY DISTRIBUTION



CREDIT QUALITY



Champaign County Trust and Agency
PROJECTED INCOME SCHEDULE
 As of December 31, 2023



CUSIP	SECURITY DESCRIPTION	Jan 2024	Feb 2024	Mar 2024	Apr 2024	May 2024	Jun 2024	Jul 2024	Aug 2024	Sep 2024	Oct 2024	Nov 2024	Dec 2024
14913R2Z9	Caterpillar Financial Services Corporation 3.650% 08/12/2025		8,213						8,213				
24422EWJ4	John Deere Capital Corporation 4.050% 09/08/2025			7,796						7,796			
3130AB3H7	FHLB 2.375% 03/08/2024			10,566									
3130ALVL5	FHLB 0.910% 12/30/2025			2,048						2,048			
3130ANQB9	FHLB 0.850% 08/26/2026		829						829				
3130ANX39	FHLBANKS 0.50% 09/30/2026			488						488			
3130APGQ2	FHLB 0.875% 10/21/2025				1,728						1,728		
3130AQRH8	FHLB 2.000% 02/25/2027		5,750						5,750				
3130AQZL0	FHLB 2.200% 03/04/2027			3,135						3,135			
3130ARGH8	FHLB 3.000% 10/11/2024				2,250						5,765		
3130ARMW8	FHLB 2.850% 04/28/2025				4,988						4,988		
3130ASME6	FHLB 3.000% 07/08/2024	7,050						15,888					
3130AT3H8	FHLB 3.375% 03/08/2024			2,794									
3130ATUC9	FHLB 4.500% 12/12/2025						7,425						7,425
3130ATUR6	FHLB 4.625% 12/13/2024						7,400						5,938
3130ATVE4	FHLB 4.500% 12/11/2026						4,838						4,838
3130AULC6	FHLB 4.750% 01/17/2024	8,258											
3130AUPN8	FHLB 4.850% 02/15/2024		6,383										
3130AUQC1	FHLB 4.875% 01/30/2024	1,073											
3130AXFB9	FHLB 5.500% 08/26/2024		4,369						5,456				
313384H28	FHLB 09/24/2024									6,404			
3133EMUP5	FFCB 0.710% 04/01/2025				710						710		
3133EN5N6	FFCB 4.000% 01/06/2028	9,000						9,000					

Champaign County Trust and Agency
PROJECTED INCOME SCHEDULE
 As of December 31, 2023



CUSIP	SECURITY DESCRIPTION	Jan 2024	Feb 2024	Mar 2024	Apr 2024	May 2024	Jun 2024	Jul 2024	Aug 2024	Sep 2024	Oct 2024	Nov 2024	Dec 2024
3133EN6N5	FFCB 4.250% 11/20/2024					6,800						7,313	
3133EN6V7	FFCB 3.625% 04/26/2027				4,531						4,531		
3133EN7A2	FFCB 3.625% 10/26/2026				7,250						7,250		
3133EN7J3	FFCB 3.875% 02/02/2026		8,719						8,719				
3133ENMH0	FFCB 1.600% 01/27/2026	1,264						1,264					
3133ENPY0	FFCB 1.75% 02/25/2025		744						744				
3134GXJJ4	FMCC 0.320% 06/28/2024						16,409						
48133PDZ3	JPMorgan Chase Financial Company LLC 5.000% 02/29/2024	8,125	1,309										
62479LAN5	MUFG Bank, Ltd. 01/22/2024	7,755											
742651DW9	PEFCO 3.250% 06/15/2025						3,088						3,088
89236TKG9	Toyota Motor Credit Corporation 4.400% 09/20/2024			7,590						9,305			
90331HPL1	U.S. Bank National Association 2.050% 01/21/2025	3,075						3,075					
9128282R0	UST 2.250% 08/15/2027		3,375						3,375				
9128283F5	UST 2.250% 11/15/2027					3,375						3,375	
9128285C0	UST 3.000% 09/30/2025			4,500						4,500			
9128286F2	UST 2.500% 02/28/2026		3,750						3,750				
9128286L9	UST 2.250% 03/31/2026			3,375						3,375			
9128286S4	UST 2.375% 04/30/2026				3,563						3,563		
9128286X3	UST 2.125% 05/31/2026					3,188						3,188	
9128287B0	UST 1.875% 06/30/2026						3,516						3,516
912828D56	UST 2.375% 08/15/2024		3,147						11,335				
912828J27	UST 2.000% 02/15/2025		2,000						2,000				

Champaign County Trust and Agency
PROJECTED INCOME SCHEDULE
 As of December 31, 2023



CUSIP	SECURITY DESCRIPTION	Jan 2024	Feb 2024	Mar 2024	Apr 2024	May 2024	Jun 2024	Jul 2024	Aug 2024	Sep 2024	Oct 2024	Nov 2024	Dec 2024
912828U24	UST 2.000% 11/15/2026					3,000						3,000	
912828X88	UST 2.375% 05/15/2027					4,156						4,156	
912828XT2	UNITED STATES TREASURY 2.00% 05/31/2024					19,204							
912828Y95	UST 1.875% 07/31/2026	2,672						2,672					
912828YQ7	UST 1.625% 10/31/2026				3,047						3,047		
91282CED9	UST 1.750% 03/15/2025			2,494						2,494			
91282CEK3	UST 2.500% 04/30/2024				13,658								
91282CEN7	UST 2.750% 04/30/2027				4,813						4,813		
91282CEQ0	UST 2.750% 05/15/2025					4,125						4,125	
91282CET4	UST 2.625% 05/31/2027					5,906						5,906	
91282CEW7	UST 3.250% 06/30/2027						4,875						4,875
91282CFB2	UST 2.750% 07/31/2027	5,500						5,500					
91282CFE6	UST 3.125% 08/15/2025		5,078						5,078				
91282CFH9	UST 3.125% 08/31/2027		4,688						4,688				
91282CFK2	UST 3.500% 09/15/2025			5,250						5,250			
91282CFQ9	UST 4.375% 10/31/2024				7,109						6,805		
TOTAL		53,771	58,353	50,035	53,646	49,754	47,549	37,399	59,936	44,794	43,198	31,063	29,678

POSITION STATEMENT

As of December 31, 2023



CUSIP	Security Description	Trade Date/ Settlement Date	Par Value	Principal Cost/ Purchased Interest	Total Cost	Yield at Cost	Maturity/ Duration	Market Price/ Market Value	Unrealized Gain/ (Loss)	% of Assets	Moody's/ S&P Rating
Cash and Cash Equivalents											
31846V567	First American Funds, Inc.	12/29/2023 12/29/2023	\$466,415.49	\$466,415.49	\$466,415.49	5.26%	0.003 0.003	\$1.00 \$466,415.49	\$0.00	2.52%	AAAm
SubTotal			\$466,415.49	\$466,415.49	\$466,415.49	5.26%		\$466,415.49	\$0.00	2.52%	
Agency Bond											
3130AULC6	FHLB 4.750% 01/17/2024	1/30/2023 1/31/2023	\$335,000.00	\$334,698.50	\$334,698.50	4.84%	0.052	\$99.95 \$334,842.55	\$144.05	1.81%	Aaa AA+
3130AUQC1	FHLB 4.875% 01/30/2024	2/3/2023 2/6/2023	\$45,000.00	\$45,024.21	\$45,024.21	4.79%	0.088	\$99.94 \$44,972.10	(\$52.11)	0.24%	Aaa AA+
3130AUPN8	FHLB 4.850% 02/15/2024	1/26/2023 1/27/2023	\$270,000.00	\$270,164.43	\$270,164.43	4.79%	0.132	\$99.89 \$269,703.00	(\$461.43)	1.46%	Aaa AA+
3130AB3H7	FHLB 2.375% 03/08/2024	1/30/2023 1/31/2023	\$275,000.00	\$267,699.58	\$267,699.58	4.87%	0.192	\$99.43 \$273,424.25	\$5,724.67	1.48%	Aaa AA+
3130AT3H8	FHLB 3.375% 03/08/2024	10/31/2023 11/1/2023	\$115,000.00	\$114,146.47 \$571.41	\$114,717.88	5.49%	0.192	\$99.58 \$114,519.30	\$372.83	0.62%	Aaa AA+
3134GXJJ4	FMCC 0.320% 06/28/2024	1/30/2023 1/31/2023	\$265,000.00	\$249,015.20	\$249,015.20	4.80%	0.499	\$97.54 \$258,467.75	\$9,452.55	1.40%	Aaa AA+
3130ASME6	FHLB 3.000% 07/08/2024	10/3/2023 10/4/2023	\$470,000.00	\$461,161.65 \$3,368.33	\$464,529.98	5.55%	0.526	\$98.82 \$464,435.20	\$3,273.55	2.51%	Aaa AA+
3130AXFB9	FHLB 5.500% 08/26/2024	10/30/2023 10/31/2023	\$200,000.00	\$200,043.80 \$855.56	\$200,899.36	5.47%	0.660	\$100.29 \$200,578.00	\$534.20	1.08%	Aaa AA+
3130ARGH8	FHLB 3.000% 10/11/2024	10/16/2023 10/17/2023	\$150,000.00	\$146,485.50 \$75.00	\$146,560.50	5.48%	0.786	\$98.57 \$147,849.00	\$1,363.50	0.80%	Aaa AA+
3133EN6N5	FFCB 4.250% 11/20/2024	1/25/2023 1/26/2023	\$320,000.00	\$319,486.72	\$319,486.72	4.35%	0.896	\$99.38 \$318,025.60	(\$1,461.12)	1.72%	Aaa AA+
3130ATUR6	FHLB 4.625% 12/13/2024	1/25/2023 1/26/2023	\$320,000.00	\$321,462.30	\$321,462.30	4.36%	0.959	\$99.65 \$318,867.20	(\$2,595.10)	1.72%	Aaa AA+
3133ENPY0	FFCB 1.75% 02/25/2025	12/28/2023 12/29/2023	\$85,000.00	\$82,155.05 \$512.36	\$82,667.41	4.76%	1.162	\$96.63 \$82,131.25	(\$23.80)	0.44%	Aaa AA+
3133EMUP5	FFCB 0.710% 04/01/2025	1/23/2023 1/24/2023	\$200,000.00	\$184,700.00	\$184,700.00	4.42%	1.258	\$95.10 \$190,206.00	\$5,506.00	1.03%	Aaa AA+
3130ARMW8	FHLB 2.850% 04/28/2025	1/30/2023 1/31/2023	\$350,000.00	\$338,026.50	\$338,026.50	4.47%	1.332	\$97.77 \$342,209.00	\$4,182.50	1.85%	Aaa AA+

POSITION STATEMENT

As of December 31, 2023



CUSIP	Security Description	Trade Date/ Settlement Date	Par Value	Principal Cost/ Purchased Interest	Total Cost	Yield at Cost	Maturity/ Duration	Market Price/ Market Value	Unrealized Gain/ (Loss)	% of Assets	Moody's/ S&P Rating
742651DW9	PEFCO 3.250% 06/15/2025	1/20/2023 1/23/2023	\$190,000.00	\$185,390.60	\$185,390.60	4.33%	1.463	\$97.84 \$185,901.70	\$511.10	1.01%	Aaa AA+
3130APGQ2	FHLB 0.875% 10/21/2025	1/30/2023 1/31/2023	\$395,000.00	\$360,342.70	\$360,342.70	4.33%	1.814	\$93.79 \$370,486.30	\$10,143.60	2.00%	Aaa AA+
3130ATUC9	FHLB 4.500% 12/12/2025	1/24/2023 1/25/2023	\$330,000.00	\$334,765.20	\$334,765.20	3.96%	1.956	\$100.14 \$330,471.90	(\$4,293.30)	1.79%	Aaa AA+
3130ALVL5	FHLB 0.910% 12/30/2025	1/23/2023 1/24/2023	\$450,000.00	\$409,248.00	\$409,248.00	4.22%	2.005	\$93.36 \$420,102.00	\$10,854.00	2.27%	Aaa AA+
3133ENMH0	FFCB 1.600% 01/27/2026	1/23/2023 1/24/2023	\$158,000.00	\$146,086.80	\$146,086.80	4.30%	2.082	\$94.52 \$149,335.28	\$3,248.48	0.81%	Aaa AA+
3133EN7J3	FFCB 3.875% 02/02/2026	1/24/2023 2/2/2023	\$450,000.00	\$448,712.10	\$448,712.10	3.98%	2.099	\$99.13 \$446,103.00	(\$2,609.10)	2.41%	Aaa AA+
3130ANQB9	FHLB 0.850% 08/26/2026	1/30/2023 1/31/2023	\$195,000.00	\$176,215.65	\$176,215.65	4.26%	2.660	\$93.13 \$181,597.65	\$5,382.00	0.98%	Aaa AA+
3130ANX39	FHLBANKS 0.50% 09/30/2026	1/30/2023 1/31/2023	\$195,000.00	\$174,950.10	\$174,950.10	4.24%	2.756	\$92.43 \$180,246.30	\$5,296.20	0.97%	Aaa AA+
3133EN7A2	FFCB 3.625% 10/26/2026	1/20/2023 1/26/2023	\$400,000.00	\$397,864.00	\$397,864.00	3.78%	2.827	\$98.65 \$394,592.00	(\$3,272.00)	2.13%	Aaa AA+
3130ATVE4	FHLB 4.500% 12/11/2026	1/30/2023 1/31/2023	\$215,000.00	\$219,549.40	\$219,549.40	3.90%	2.953	\$101.00 \$217,158.60	(\$2,390.80)	1.17%	Aaa AA+
3130AQRH8	FHLB 2.000% 02/25/2027	1/25/2023 1/26/2023	\$575,000.00	\$531,771.50	\$531,771.50	4.02%	3.162	\$93.31 \$536,532.50	\$4,761.00	2.90%	Aaa AA+
3130AQZL0	FHLB 2.200% 03/04/2027	1/30/2023 1/31/2023	\$285,000.00	\$264,589.73	\$264,589.73	4.12%	3.181	\$93.97 \$267,811.65	\$3,221.92	1.45%	Aaa AA+
3133EN6V7	FFCB 3.625% 04/26/2027	1/20/2023 1/26/2023	\$250,000.00	\$249,200.00	\$249,200.00	3.71%	3.326	\$98.59 \$246,465.00	(\$2,735.00)	1.33%	Aaa AA+
3133EN5N6	FFCB 4.000% 01/06/2028	1/26/2023 1/30/2023	\$450,000.00	\$457,229.70	\$457,229.70	3.64%	4.025	\$99.86 \$449,379.00	(\$7,850.70)	2.43%	Aaa AA+
SubTotal			\$7,938,000.00	\$7,690,185.39 \$5,382.66	\$7,695,568.05	4.40%		\$7,736,413.08	\$46,227.69	41.83%	
Commercial Paper											
62479LAN5	MUFG Bank, Ltd. 01/22/2024	7/25/2023 7/26/2023	\$275,000.00	\$267,245.00	\$267,245.00	5.80%	0.066	\$99.64 \$274,021.00	\$6,776.00	1.48%	P-1 A-1
SubTotal			\$275,000.00	\$267,245.00	\$267,245.00	5.80%		\$274,021.00	\$6,776.00	1.48%	

POSITION STATEMENT

As of December 31, 2023



CUSIP	Security Description	Trade Date/ Settlement Date	Par Value	Principal Cost/ Purchased Interest	Total Cost	Yield at Cost	Maturity/ Duration	Market Price/ Market Value	Unrealized Gain/ (Loss)	% of Assets	Moody's/ S&P Rating
Corporate Bond											
48133PDZ3	JPMorgan Chase Financial Company LLC 5.000% 02/29/2024	1/26/2023 1/31/2023	\$325,000.00	\$325,000.00	\$325,000.00	4.99%	0.170	\$99.40 \$323,033.75	(\$1,966.25)	1.75%	A1 A-
89236TKG9	Toyota Motor Credit Corporation 4.400% 09/20/2024	1/30/2023 2/1/2023	\$345,000.00	\$343,285.35	\$343,285.35	4.72%	0.729	\$99.50 \$343,285.35	\$0.00	1.86%	A1 A+
90331HPL1	U.S. Bank National Association 2.050% 01/21/2025	1/30/2023 2/1/2023	\$300,000.00	\$286,674.00	\$286,674.00	4.43%	1.066	\$96.62 \$289,845.00	\$3,171.00	1.57%	A2 A+
14913RZ29	Caterpillar Financial Services Corporation 3.650% 08/12/2025	1/30/2023 2/1/2023	\$450,000.00	\$441,000.00	\$441,000.00	4.49%	1.622	\$98.33 \$442,485.00	\$1,485.00	2.39%	A2 A
24422EWJ4	John Deere Capital Corporation 4.050% 09/08/2025	1/30/2023 2/1/2023	\$385,000.00	\$381,257.80	\$381,257.80	4.45%	1.696	\$99.02 \$381,223.15	(\$34.65)	2.06%	A2 A
SubTotal			\$1,805,000.00	\$1,777,217.15	\$1,777,217.15	4.62%		\$1,779,872.25	\$2,655.10	9.62%	
U.S. Discount Note											
313384H28	FHLB 09/24/2024	10/30/2023 10/30/2023	\$135,000.00	\$128,595.94	\$128,595.94	5.43%	0.740	\$96.45 \$130,212.90	\$1,616.96	0.70%	Aaa AA+
SubTotal			\$135,000.00	\$128,595.94	\$128,595.94	5.43%		\$130,212.90	\$1,616.96	0.70%	
U.S. Treasury Bond											
91282CEK3	UST 2.500% 04/30/2024	1/30/2023 1/31/2023	\$350,000.00	\$340,716.80	\$340,716.80	4.71%	0.337	\$99.06 \$346,720.50	\$6,003.70	1.87%	Aaa AA+
912828D56	UST 2.375% 08/15/2024	1/24/2023 1/25/2023	\$265,000.00	\$256,811.91	\$256,811.91	4.45%	0.630	\$98.34 \$260,601.00	\$3,789.09	1.41%	Aaa AA+
912828J27	UST 2.000% 02/15/2025	1/30/2023 1/31/2023	\$200,000.00	\$191,312.50	\$191,312.50	4.24%	1.134	\$97.01 \$194,024.00	\$2,711.50	1.05%	Aaa AA+
91282CEQ0	UST 2.750% 05/15/2025	12/28/2023 12/29/2023	\$300,000.00	\$292,734.38 \$997.25	\$293,731.63	4.58%	1.378	\$97.57 \$292,710.00	(\$24.38)	1.58%	Aaa AA+
9128286F2	UST 2.500% 02/28/2026	1/23/2023 1/24/2023	\$300,000.00	\$288,011.72	\$288,011.72	3.88%	2.170	\$96.45 \$289,335.00	\$1,323.28	1.56%	Aaa AA+

POSITION STATEMENT

As of December 31, 2023



CUSIP	Security Description	Trade Date/ Settlement Date	Par Value	Principal Cost/ Purchased Interest	Total Cost	Yield at Cost	Maturity/ Duration	Market Price/ Market Value	Unrealized Gain/ (Loss)	% of Assets	Moody's/ S&P Rating
9128286L9	UST 2.250% 03/31/2026	1/23/2023 1/24/2023	\$300,000.00	\$285,925.78	\$285,925.78	3.83%	2.255	\$95.88 \$287,625.00	\$1,699.22	1.56%	Aaa AA+
9128286S4	UST 2.375% 04/30/2026	1/23/2023 1/24/2023	\$300,000.00	\$286,816.41	\$286,816.41	3.82%	2.337	\$96.05 \$288,153.00	\$1,336.59	1.56%	Aaa AA+
9128286X3	UST 2.125% 05/31/2026	1/20/2023 1/23/2023	\$300,000.00	\$284,753.91	\$284,753.91	3.75%	2.422	\$95.41 \$286,242.00	\$1,488.09	1.55%	Aaa AA+
9128287B0	UST 1.875% 06/30/2026	1/23/2023 1/24/2023	\$375,000.00	\$352,280.27	\$352,280.27	3.77%	2.504	\$94.79 \$355,443.75	\$3,163.48	1.92%	Aaa AA+
912828Y95	UST 1.875% 07/31/2026	1/30/2023 1/31/2023	\$285,000.00	\$266,831.25	\$266,831.25	3.84%	2.589	\$94.54 \$269,447.55	\$2,616.30	1.46%	Aaa AA+
9128283F5	UST 2.250% 11/15/2027	1/20/2023 1/23/2023	\$300,000.00	\$282,398.44	\$282,398.44	3.59%	3.882	\$93.99 \$281,976.00	(\$422.44)	1.52%	Aaa AA+
SubTotal			\$3,275,000.00	\$3,128,593.37 \$997.25	\$3,129,590.62	4.04%		\$3,152,277.80	\$23,684.43	17.05%	
U.S. Treasury Note											
912828XT2	UNITED STATES TREASURY 2.00% 05/31/2024	6/29/2023 6/30/2023	\$470,000.00	\$455,496.09	\$455,496.09	5.49%	0.422	\$98.61 \$463,481.10	\$7,985.01	2.51%	Aaa AA+
91282CFQ9	UST 4.375% 10/31/2024	1/24/2023 1/25/2023	\$325,000.00	\$325,304.68	\$325,304.68	4.32%	0.841	\$99.50 \$323,375.00	(\$1,929.68)	1.75%	Aaa AA+
91282CED9	UST 1.750% 03/15/2025	1/30/2023 1/31/2023	\$200,000.00	\$190,171.88	\$190,171.88	4.20%	1.211	\$96.56 \$193,118.00	\$2,946.12	1.04%	Aaa AA+
91282CED9	UST 1.750% 03/15/2025	12/28/2023 12/29/2023	\$85,000.00	\$82,091.40 \$429.08	\$82,520.48	4.69%	1.211	\$96.56 \$82,075.15	(\$16.25)	0.44%	Aaa AA+
91282CFE6	UST 3.125% 08/15/2025	1/20/2023 1/23/2023	\$325,000.00	\$318,525.39	\$318,525.39	3.95%	1.630	\$97.96 \$318,360.25	(\$165.14)	1.72%	Aaa AA+
91282CFK2	UST 3.500% 09/15/2025	1/20/2023 1/23/2023	\$300,000.00	\$296,882.81	\$296,882.81	3.92%	1.715	\$98.50 \$295,488.00	(\$1,394.81)	1.60%	Aaa AA+
9128285C0	UST 3.000% 09/30/2025	1/20/2023 1/23/2023	\$300,000.00	\$293,074.22	\$293,074.22	3.91%	1.756	\$97.66 \$292,980.00	(\$94.22)	1.58%	Aaa AA+
912828YQ7	UST 1.625% 10/31/2026	1/23/2023 1/24/2023	\$375,000.00	\$347,153.31	\$347,153.31	3.76%	2.841	\$93.58 \$350,917.50	\$3,764.19	1.90%	Aaa AA+
912828U24	UST 2.000% 11/15/2026	1/20/2023 1/23/2023	\$300,000.00	\$282,128.91	\$282,128.91	3.69%	2.882	\$94.48 \$283,443.00	\$1,314.09	1.53%	Aaa AA+
91282CEN7	UST 2.750% 04/30/2027	1/20/2023 1/23/2023	\$350,000.00	\$337,791.01	\$337,791.01	3.64%	3.337	\$96.18 \$336,644.00	(\$1,147.01)	1.82%	Aaa AA+

POSITION STATEMENT

As of December 31, 2023



CUSIP	Security Description	Trade Date/ Settlement Date	Par Value	Principal Cost/ Purchased Interest	Total Cost	Yield at Cost	Maturity/ Duration	Market Price/ Market Value	Unrealized Gain/ (Loss)	% of Assets	Moody's/ S&P Rating
912828X88	UST 2.375% 05/15/2027	1/20/2023 1/23/2023	\$350,000.00	\$332,527.34	\$332,527.34	3.64%	3.378	\$94.96 \$332,349.50	(\$177.84)	1.80%	Aaa AA+
91282CET4	UST 2.625% 05/31/2027	1/20/2023 1/23/2023	\$450,000.00	\$432,000.00	\$432,000.00	3.63%	3.422	\$95.70 \$430,645.50	(\$1,354.50)	2.33%	Aaa AA+
91282CEW7	UST 3.250% 06/30/2027	1/20/2023 1/23/2023	\$300,000.00	\$295,417.97	\$295,417.97	3.63%	3.504	\$97.68 \$293,028.00	(\$2,389.97)	1.58%	Aaa AA+
91282CFB2	UST 2.750% 07/31/2027	1/20/2023 1/23/2023	\$400,000.00	\$385,796.87	\$385,796.87	3.61%	3.589	\$95.95 \$383,796.00	(\$2,000.87)	2.08%	Aaa AA+
9128282R0	UST 2.250% 08/15/2027	1/20/2023 1/23/2023	\$300,000.00	\$283,136.72	\$283,136.72	3.60%	3.630	\$94.28 \$282,831.00	(\$305.72)	1.53%	Aaa AA+
91282CFH9	UST 3.125% 08/31/2027	1/20/2023 1/23/2023	\$300,000.00	\$294,117.19	\$294,117.19	3.59%	3.674	\$97.16 \$291,468.00	(\$2,649.19)	1.58%	Aaa AA+
SubTotal			\$5,130,000.00	\$4,951,615.79 \$429.08	\$4,952,044.87	3.95%		\$4,954,000.00	\$2,384.21	26.79%	
Grand Total			\$19,024,415.49	\$18,409,868.13 \$6,808.99	\$18,416,677.12	4.29%		\$18,493,212.52	\$83,344.39	100.00%	

TRANSACTION STATEMENT

As of December 31, 2023



Transaction Type	Trade Date	Settlement Date	CUSIP	Security Description	Par Value	Principal Amount	Purchased Interest	Total Cost	Yield at Cost
Purchase									
Purchase	12/28/2023	12/29/2023	91282CEQ0	UST 2.750% 05/15/2025	300,000.00	292,734.38	997.25	293,731.63	4.58%
Purchase	12/28/2023	12/29/2023	91282CED9	UST 1.750% 03/15/2025	85,000.00	82,091.40	429.08	82,520.48	4.69%
Purchase	12/28/2023	12/29/2023	3133ENPY0	FFCB 1.75% 02/25/2025	85,000.00	82,155.05	512.36	82,667.41	4.76%
Total					470,000.00	456,980.83	1,938.69	458,919.52	

Transaction Type	Trade Date	Settlement Date	CUSIP	Security Description	Par Value	Principal Cost	Total Proceeds	Realized Gain/Loss
Maturity								
Maturity	12/29/2023	12/29/2023	62479MZV8	MUFG Bank, Ltd. 12/29/2023	470,000.00	456,812.58	470,000.00	13,187.42
Total					470,000.00	456,812.58	470,000.00	13,187.42

Transaction Type	Payment Date	Settlement Date	CUSIP	Security Description	Interest Received
Interest/Dividends					
Interest/Dividends	12/1/2023	12/1/2023	31846V567	First American Funds, Inc.	1,052.77
Interest/Dividends	12/11/2023	12/11/2023	3130ATVE4	FHLB 4.500% 12/11/2026	4,837.50
Interest/Dividends	12/12/2023	12/12/2023	3130ATUC9	FHLB 4.500% 12/12/2025	7,425.00
Interest/Dividends	12/13/2023	12/13/2023	3130ATUR6	FHLB 4.625% 12/13/2024	7,400.00
Interest/Dividends	12/15/2023	12/15/2023	742651DW9	PEFCO 3.250% 06/15/2025	3,087.50
Interest/Dividends	12/28/2023	12/28/2023	3134GXJJ4	FMCC 0.320% 06/28/2024	424.00
Total					24,226.77

TRANSACTION STATEMENT

As of December 31, 2023



Transaction Type	Trade Date	Settlement Date	Transaction Description	Amount
Contribution				
Contribution	12/6/2023	12/6/2023	Cash In	510.55
Total				510.55
Custodian Fee				
Custodian Fee	12/26/2023	12/26/2023	Cash Out	(151.32)
Total				(151.32)
Management Fee				
Management Fee	12/20/2023	12/20/2023	Cash Out	(1,270.10)
Total				(1,270.10)

STATEMENT DISCLOSURE

As of December 31, 2023



Meeder provides monthly statements for its investment management clients to provide information about the investment portfolio. The information should not be used for audit or confirmation purposes. Please review your custodial statements and report any inaccuracies or discrepancies.

Certain information and data has been supplied by unaffiliated third parties. Although Meeder believes the information is reliable, it cannot warrant the accuracy of information offered by third parties. Market value may reflect prices received from pricing vendors when current market quotations are not available. Prices may not reflect firm bids or offers and may differ from the value at which the security can be sold.

Statements may include positions from unmanaged accounts provided for reporting purposes. Unmanaged accounts are managed directly by the client and are not included in the accounts managed by the investment adviser. This information is provided as a client convenience and the investment adviser assumes no responsibility for performance of these accounts or the accuracy of the data reported.

Investing involves risk. Past performance is no guarantee of future results. Debt and fixed income securities are subject to credit and interest rate risk. The investment return and principal value of an investment will fluctuate so that an investors shares, when redeemed, may be worth more or less than their original cost. Current performance may be lower or higher than the performance data quoted.

Meeder Investment Management is the global brand for the Meeder group of affiliated companies. Investment advisory services are provided through Meeder Public Funds, Inc. Please contact us if you would like to receive a copy of our current ADV disclosure brochure or privacy policy.



M E E D E R
PUBLIC FUNDS



Champaign County Combined Highway

Monthly Investment Report
December 31, 2023

Your Investment Representative:

Scott Gruber

(614) 923-1152

sgruber@meederinvestment.com

For questions about your account please contact your investment representative or contact publicfundsoperations@meederinvestment.com

Dublin, Ohio | Lansing, Michigan | Long Beach, California | Austin, Texas | 866-633-3371 | www.meederpublicfunds.com

PORTFOLIO SUMMARY

As of December 31, 2023



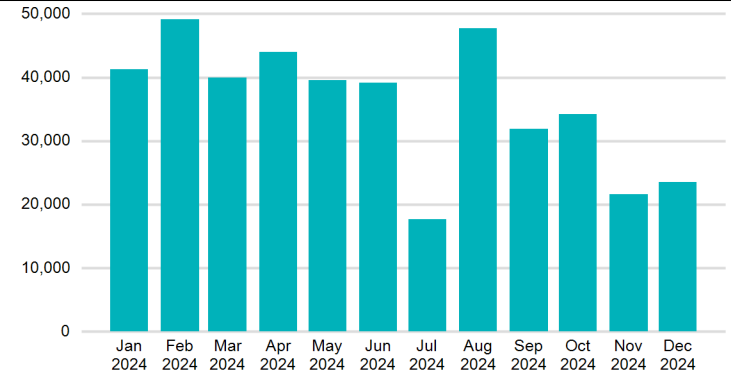
MONTHLY RECONCILIATION

Beginning Book Value	16,379,174.35
Contributions	478.82
Withdrawals	
Prior Month Management Fees	(1,132.10)
Prior Month Custodian Fees	(133.90)
Realized Gains/Losses	12,626.25
Gross Interest Earnings	23,187.08
Ending Book Value	16,414,200.50

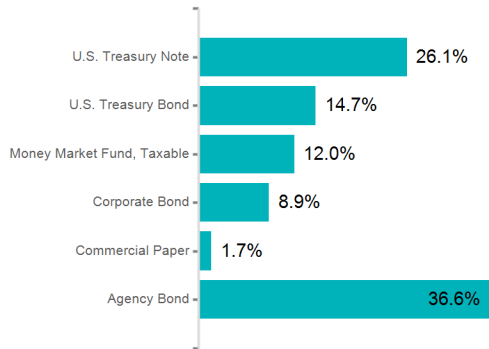
PORTFOLIO CHARACTERISTICS

Portfolio Yield to Maturity	4.29%
Portfolio Effective Duration	1.67 yrs
Weighted Average Maturity	1.79 yrs

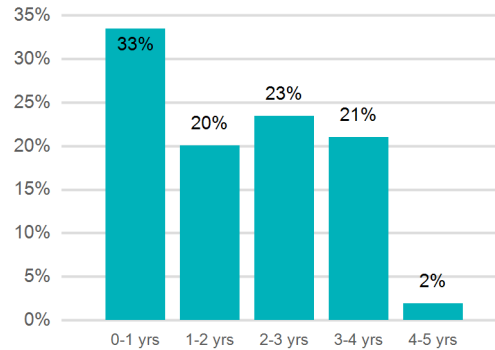
PROJECTED MONTHLY INCOME SCHEDULE



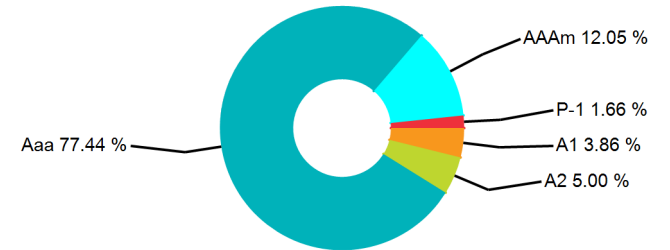
SECTOR ALLOCATION



MATURITY DISTRIBUTION



CREDIT QUALITY



Champaign County Combined Highway

PROJECTED INCOME SCHEDULE

As of December 31, 2023



CUSIP	SECURITY DESCRIPTION	Jan 2024	Feb 2024	Mar 2024	Apr 2024	May 2024	Jun 2024	Jul 2024	Aug 2024	Sep 2024	Oct 2024	Nov 2024	Dec 2024
14913R2Z9	Caterpillar Financial Services Corporation 3.650% 08/12/2025		5,749						5,749				
24422EWJ4	John Deere Capital Corporation 4.050% 09/08/2025			5,569						5,569			
3130AB3H7	FHLB 2.375% 03/08/2024			9,221									
3130ALVL5	FHLB 0.910% 12/30/2025			1,433						1,433			
3130ANQB9	FHLB 0.850% 08/26/2026		744						744				
3130ANX39	FHLBANKS 0.50% 09/30/2026			438						438			
3130ANYR5	FHLB 0.950% 09/30/2026			238						238			
3130APGQ2	FHLB 0.875% 10/21/2025				1,553						1,553		
3130AQRH8	FHLB 2.000% 02/25/2027		4,050						4,050				
3130AQZL0	FHLB 2.200% 03/04/2027			3,630						3,630			
3130ARMW8	FHLB 2.850% 04/28/2025				5,914						5,914		
3130ATUC9	FHLB 4.500% 12/12/2025						5,063						5,063
3130ATUR6	FHLB 4.625% 12/13/2024						5,203						4,175
3130ATVE4	FHLB 4.500% 12/11/2026						4,500						4,500
3130AULC6	FHLB 4.750% 01/17/2024	5,793											
3130AUPN8	FHLB 4.850% 02/15/2024		7,565										
3133EMNF5	FFCB 0.375% 01/15/2025	98						98					
3133EMUP5	FFCB 0.710% 04/01/2025				1,331						1,331		
3133EN5N6	FFCB 4.000% 01/06/2028	6,300						6,300					
3133EN6N5	FFCB 4.250% 11/20/2024					4,781						5,142	
3133EN6V7	FFCB 3.625% 04/26/2027				6,797						6,797		
3133EN7A2	FFCB 3.625% 10/26/2026				5,438						5,438		
3133EN7J3	FFCB 3.875% 02/02/2026		6,103						6,103				

Champaign County Combined Highway

PROJECTED INCOME SCHEDULE

As of December 31, 2023



CUSIP	SECURITY DESCRIPTION	Jan 2024	Feb 2024	Mar 2024	Apr 2024	May 2024	Jun 2024	Jul 2024	Aug 2024	Sep 2024	Oct 2024	Nov 2024	Dec 2024
3133ENMH0	FFCB 1.600% 01/27/2026	1,480						1,480					
3134GXJJ4	FMCC 0.320% 06/28/2024						14,551						
48133PDZ3	JPMorgan Chase Financial Company LLC 5.000% 02/29/2024	10,000	1,611										
62479LAN5	MUFG Bank, Ltd. 01/22/2024	7,755											
742651DW9	PEFCO 3.250% 06/15/2025						2,763						2,763
89236TKG9	Toyota Motor Credit Corporation 4.400% 09/20/2024			5,280						6,473			
90331HPL1	U.S. Bank National Association 2.050% 01/21/2025	2,563						2,563					
9128282R0	UST 2.250% 08/15/2027		4,500						4,500				
9128283F5	UST 2.250% 11/15/2027					3,375						3,375	
9128285C0	UST 3.000% 09/30/2025			4,500						4,500			
9128286F2	UST 2.500% 02/28/2026		4,063						4,063				
9128286L9	UST 2.250% 03/31/2026			3,656						3,656			
9128286S4	UST 2.375% 04/30/2026				2,969						2,969		
9128286X3	UST 2.125% 05/31/2026					2,656						2,656	
9128287B0	UST 1.875% 06/30/2026						2,344						2,344
912828D56	UST 2.375% 08/15/2024		2,969						10,693				
912828U24	UST 2.000% 11/15/2026					3,500						3,500	
912828X88	UST 2.375% 05/15/2027					2,969						2,969	
912828XT2	UNITED STATES TREASURY 2.00% 05/31/2024					18,387							
912828Y95	UST 1.875% 07/31/2026	3,141						3,141					
912828YQ7	UST 1.625% 10/31/2026				2,031						2,031		
91282CEK3	UST 2.500% 04/30/2024				9,561								

Champaign County Combined Highway

PROJECTED INCOME SCHEDULE

As of December 31, 2023



CUSIP	SECURITY DESCRIPTION	Jan 2024	Feb 2024	Mar 2024	Apr 2024	May 2024	Jun 2024	Jul 2024	Aug 2024	Sep 2024	Oct 2024	Nov 2024	Dec 2024
91282CEN7	UST 2.750% 04/30/2027				3,438						3,438		
91282CET4	UST 2.625% 05/31/2027					3,938						3,938	
91282CEW7	UST 3.250% 06/30/2027						4,713						4,713
91282CFB2	UST 2.750% 07/31/2027	4,125						4,125					
91282CFE6	UST 3.125% 08/15/2025		5,078						5,078				
91282CFH9	UST 3.125% 08/31/2027		6,719						6,719				
91282CFK2	UST 3.500% 09/15/2025			5,950						5,950			
91282CFQ9	UST 4.375% 10/31/2024				4,922						4,711		
TOTAL		41,253	49,150	39,915	43,953	39,605	39,136	17,706	47,698	31,886	34,181	21,580	23,556

Champaign County Combined Highway

POSITION STATEMENT

As of December 31, 2023



CUSIP	Security Description	Trade Date/ Settlement Date	Par Value	Principal Cost/ Purchased Interest	Total Cost	Yield at Cost	Maturity/ Duration	Market Price/ Market Value	Unrealized Gain/ (Loss)	% of Assets	Moody's/ S&P Rating
Cash and Cash Equivalents											
31846V567	First American Funds, Inc.	12/29/2023 12/29/2023	\$1,985,837.72	\$1,985,837.72	\$1,985,837.72	5.26%	0.003 0.003	\$1.00 \$1,985,837.72	\$0.00	12.05%	AAAm
SubTotal			\$1,985,837.72	\$1,985,837.72	\$1,985,837.72	5.26%		\$1,985,837.72	\$0.00	12.05%	
Agency Bond											
3130AULC6	FHLB 4.750% 01/17/2024	1/30/2023 1/31/2023	\$235,000.00	\$234,788.50	\$234,788.50	4.84%	0.052	\$99.95 \$234,889.55	\$101.05	1.42%	Aaa AA+
3130AUPN8	FHLB 4.850% 02/15/2024	1/26/2023 1/27/2023	\$320,000.00	\$320,194.88	\$320,194.88	4.79%	0.132	\$99.89 \$319,648.00	(\$546.88)	1.94%	Aaa AA+
3130AB3H7	FHLB 2.375% 03/08/2024	1/30/2023 1/31/2023	\$240,000.00	\$233,628.72	\$233,628.72	4.87%	0.192	\$99.43 \$238,624.80	\$4,996.08	1.45%	Aaa AA+
3134GXJJ4	FMCC 0.320% 06/28/2024	1/30/2023 1/31/2023	\$235,000.00	\$220,824.80	\$220,824.80	4.80%	0.499	\$97.54 \$229,207.25	\$8,382.45	1.39%	Aaa AA+
3133EN6N5	FFCB 4.250% 11/20/2024	1/25/2023 1/26/2023	\$225,000.00	\$224,639.10	\$224,639.10	4.35%	0.896	\$99.38 \$223,611.75	(\$1,027.35)	1.36%	Aaa AA+
3130ATUR6	FHLB 4.625% 12/13/2024	1/25/2023 1/26/2023	\$225,000.00	\$226,028.18	\$226,028.18	4.36%	0.959	\$99.65 \$224,203.50	(\$1,824.68)	1.36%	Aaa AA+
3133EMNF5	FFCB 0.375% 01/15/2025	1/25/2023 1/26/2023	\$52,000.00	\$48,148.88	\$48,148.88	4.37%	1.049	\$95.69 \$49,757.76	\$1,608.88	0.30%	Aaa AA+
3133EMUP5	FFCB 0.710% 04/01/2025	1/23/2023 1/24/2023	\$375,000.00	\$346,312.50	\$346,312.50	4.42%	1.258	\$95.10 \$356,636.25	\$10,323.75	2.16%	Aaa AA+
3130ARMW8	FHLB 2.850% 04/28/2025	1/30/2023 1/31/2023	\$415,000.00	\$400,802.85	\$400,802.85	4.47%	1.332	\$97.77 \$405,762.10	\$4,959.25	2.46%	Aaa AA+
742651DW9	PEFCO 3.250% 06/15/2025	1/20/2023 1/23/2023	\$170,000.00	\$165,875.80	\$165,875.80	4.33%	1.463	\$97.84 \$166,333.10	\$457.30	1.01%	Aaa AA+
3130APGQ2	FHLB 0.875% 10/21/2025	1/30/2023 1/31/2023	\$355,000.00	\$323,852.30	\$323,852.30	4.33%	1.814	\$93.79 \$332,968.70	\$9,116.40	2.02%	Aaa AA+
3130ATUC9	FHLB 4.500% 12/12/2025	1/24/2023 1/25/2023	\$225,000.00	\$228,249.00	\$228,249.00	3.96%	1.956	\$100.14 \$225,321.75	(\$2,927.25)	1.37%	Aaa AA+
3130ALVL5	FHLB 0.910% 12/30/2025	1/23/2023 1/24/2023	\$315,000.00	\$286,473.60	\$286,473.60	4.22%	2.005	\$93.36 \$294,071.40	\$7,597.80	1.78%	Aaa AA+
3133ENMH0	FFCB 1.600% 01/27/2026	1/23/2023 1/24/2023	\$185,000.00	\$171,051.00	\$171,051.00	4.30%	2.082	\$94.52 \$174,854.60	\$3,803.60	1.06%	Aaa AA+

Champaign County Combined Highway

POSITION STATEMENT

As of December 31, 2023



CUSIP	Security Description	Trade Date/ Settlement Date	Par Value	Principal Cost/ Purchased Interest	Total Cost	Yield at Cost	Maturity/ Duration	Market Price/ Market Value	Unrealized Gain/ (Loss)	% of Assets	Moody's/ S&P Rating
3133EN7J3	FFCB 3.875% 02/02/2026	1/24/2023 2/2/2023	\$315,000.00	\$314,098.47	\$314,098.47	3.98%	2.099	\$99.13 \$312,272.10	(\$1,826.37)	1.89%	Aaa AA+
3130ANQB9	FHLB 0.850% 08/26/2026	1/30/2023 1/31/2023	\$175,000.00	\$158,142.25	\$158,142.25	4.26%	2.660	\$93.13 \$162,972.25	\$4,830.00	0.99%	Aaa AA+
3130ANX39	FHLBANKS 0.50% 09/30/2026	1/30/2023 1/31/2023	\$175,000.00	\$157,006.50	\$157,006.50	4.24%	2.756	\$92.43 \$161,759.50	\$4,753.00	0.98%	Aaa AA+
3130ANYR5	FHLB 0.950% 09/30/2026	1/30/2023 1/31/2023	\$50,000.00	\$44,336.50	\$44,336.50	4.14%	2.756	\$91.53 \$45,763.50	\$1,427.00	0.28%	Aaa AA+
3133EN7A2	FFCB 3.625% 10/26/2026	1/20/2023 1/26/2023	\$300,000.00	\$298,398.00	\$298,398.00	3.78%	2.827	\$98.65 \$295,944.00	(\$2,454.00)	1.80%	Aaa AA+
3130ATVE4	FHLB 4.500% 12/11/2026	1/30/2023 1/31/2023	\$200,000.00	\$204,232.00	\$204,232.00	3.90%	2.953	\$101.00 \$202,008.00	(\$2,224.00)	1.23%	Aaa AA+
3130AQRH8	FHLB 2.000% 02/25/2027	1/25/2023 1/26/2023	\$405,000.00	\$374,552.10	\$374,552.10	4.02%	3.162	\$93.31 \$377,905.50	\$3,353.40	2.29%	Aaa AA+
3130AQZL0	FHLB 2.200% 03/04/2027	1/30/2023 1/31/2023	\$330,000.00	\$306,367.05	\$306,367.05	4.12%	3.181	\$93.97 \$310,097.70	\$3,730.65	1.88%	Aaa AA+
3133EN6V7	FFCB 3.625% 04/26/2027	1/20/2023 1/26/2023	\$375,000.00	\$373,800.00	\$373,800.00	3.71%	3.326	\$98.59 \$369,697.50	(\$4,102.50)	2.24%	Aaa AA+
3133EN5N6	FFCB 4.000% 01/06/2028	1/26/2023 1/30/2023	\$315,000.00	\$320,060.79	\$320,060.79	3.64%	4.025	\$99.86 \$314,565.30	(\$5,495.49)	1.91%	Aaa AA+
SubTotal			\$6,212,000.00	\$5,981,863.77	\$5,981,863.77	4.23%		\$6,028,875.86	\$47,012.09	36.57%	
Commercial Paper											
62479LAN5	MUFG Bank, Ltd. 01/22/2024	7/25/2023 7/26/2023	\$275,000.00	\$267,245.00	\$267,245.00	5.80%	0.066	\$99.64 \$274,021.00	\$6,776.00	1.66%	P-1 A-1
SubTotal			\$275,000.00	\$267,245.00	\$267,245.00	5.80%		\$274,021.00	\$6,776.00	1.66%	
Corporate Bond											
48133PDZ3	JPMorgan Chase Financial Company LLC 5.000% 02/29/2024	1/26/2023 1/31/2023	\$400,000.00	\$400,000.00	\$400,000.00	4.99%	0.170	\$99.40 \$397,580.00	(\$2,420.00)	2.41%	A1 A-
89236TKG9	Toyota Motor Credit Corporation 4.400% 09/20/2024	1/30/2023 2/1/2023	\$240,000.00	\$238,807.20	\$238,807.20	4.72%	0.729	\$99.50 \$238,807.20	\$0.00	1.45%	A1 A+

Champaign County Combined Highway

POSITION STATEMENT

As of December 31, 2023



CUSIP	Security Description	Trade Date/ Settlement Date	Par Value	Principal Cost/ Purchased Interest	Total Cost	Yield at Cost	Maturity/ Duration	Market Price/ Market Value	Unrealized Gain/ (Loss)	% of Assets	Moody's/ S&P Rating
90331HPL1	U.S. Bank National Association 2.050% 01/21/2025	1/30/2023 2/1/2023	\$250,000.00	\$238,895.00	\$238,895.00	4.43%	1.066	\$96.62 \$241,537.50	\$2,642.50	1.47%	A2 A+
14913R2Z9	Caterpillar Financial Services Corporation 3.650% 08/12/2025	1/30/2023 2/1/2023	\$315,000.00	\$308,700.00	\$308,700.00	4.49%	1.622	\$98.33 \$309,739.50	\$1,039.50	1.88%	A2 A
24422EWJ4	John Deere Capital Corporation 4.050% 09/08/2025	1/30/2023 2/1/2023	\$275,000.00	\$272,327.00	\$272,327.00	4.45%	1.696	\$99.02 \$272,302.25	(\$24.75)	1.65%	A2 A
SubTotal			\$1,480,000.00	\$1,458,729.20	\$1,458,729.20	4.64%		\$1,459,966.45	\$1,237.25	8.86%	

U.S. Treasury Bond

91282CEK3	UST 2.500% 04/30/2024	1/30/2023 1/31/2023	\$245,000.00	\$238,501.76	\$238,501.76	4.71%	0.337	\$99.06 \$242,704.35	\$4,202.59	1.47%	Aaa AA+
912828D56	UST 2.375% 08/15/2024	1/24/2023 1/25/2023	\$250,000.00	\$242,275.39	\$242,275.39	4.45%	0.630	\$98.34 \$245,850.00	\$3,574.61	1.49%	Aaa AA+
9128286F2	UST 2.500% 02/28/2026	1/23/2023 1/24/2023	\$325,000.00	\$312,012.70	\$312,012.70	3.88%	2.170	\$96.45 \$313,446.25	\$1,433.55	1.90%	Aaa AA+
9128286L9	UST 2.250% 03/31/2026	1/23/2023 1/24/2023	\$325,000.00	\$309,752.93	\$309,752.93	3.83%	2.255	\$95.88 \$311,593.75	\$1,840.82	1.89%	Aaa AA+
9128286S4	UST 2.375% 04/30/2026	1/23/2023 1/24/2023	\$250,000.00	\$239,013.67	\$239,013.67	3.82%	2.337	\$96.05 \$240,127.50	\$1,113.83	1.46%	Aaa AA+
9128286X3	UST 2.125% 05/31/2026	1/20/2023 1/23/2023	\$250,000.00	\$237,294.92	\$237,294.92	3.75%	2.422	\$95.41 \$238,535.00	\$1,240.08	1.45%	Aaa AA+
9128287B0	UST 1.875% 06/30/2026	1/23/2023 1/24/2023	\$250,000.00	\$234,853.52	\$234,853.52	3.77%	2.504	\$94.79 \$236,962.50	\$2,108.98	1.44%	Aaa AA+
912828Y95	UST 1.875% 07/31/2026	1/30/2023 1/31/2023	\$335,000.00	\$313,643.75	\$313,643.75	3.84%	2.589	\$94.54 \$316,719.05	\$3,075.30	1.92%	Aaa AA+
9128283F5	UST 2.250% 11/15/2027	1/20/2023 1/23/2023	\$300,000.00	\$282,398.44	\$282,398.44	3.59%	3.882	\$93.99 \$281,976.00	(\$422.44)	1.71%	Aaa AA+
SubTotal			\$2,530,000.00	\$2,409,747.08	\$2,409,747.08	3.94%		\$2,427,914.40	\$18,167.32	14.73%	

U.S. Treasury Note

912828XT2	UNITED STATES TREASURY 2.00% 05/31/2024	6/29/2023 6/30/2023	\$450,000.00	\$436,113.28	\$436,113.28	5.49%	0.422	\$98.61 \$443,758.50	\$7,645.22	2.69%	Aaa AA+
-----------	--	------------------------	--------------	--------------	--------------	-------	-------	-------------------------	------------	-------	------------

Champaign County Combined Highway

POSITION STATEMENT

As of December 31, 2023



CUSIP	Security Description	Trade Date/ Settlement Date	Par Value	Principal Cost/ Purchased Interest	Total Cost	Yield at Cost	Maturity/ Duration	Market Price/ Market Value	Unrealized Gain/ (Loss)	% of Assets	Moody's/ S&P Rating
91282CFQ9	UST 4.375% 10/31/2024	1/24/2023 1/25/2023	\$225,000.00	\$225,210.94	\$225,210.94	4.32%	0.841	\$99.50 \$223,875.00	(\$1,335.94)	1.36%	Aaa AA+
91282CFE6	UST 3.125% 08/15/2025	1/20/2023 1/23/2023	\$325,000.00	\$318,525.39	\$318,525.39	3.95%	1.630	\$97.96 \$318,360.25	(\$165.14)	1.93%	Aaa AA+
91282CFK2	UST 3.500% 09/15/2025	1/20/2023 1/23/2023	\$340,000.00	\$336,467.19	\$336,467.19	3.92%	1.715	\$98.50 \$334,886.40	(\$1,580.79)	2.03%	Aaa AA+
9128285C0	UST 3.000% 09/30/2025	1/20/2023 1/23/2023	\$300,000.00	\$293,074.22	\$293,074.22	3.91%	1.756	\$97.66 \$292,980.00	(\$94.22)	1.78%	Aaa AA+
912828YQ7	UST 1.625% 10/31/2026	1/23/2023 1/24/2023	\$250,000.00	\$231,435.55	\$231,435.55	3.76%	2.841	\$93.58 \$233,945.00	\$2,509.45	1.42%	Aaa AA+
912828U24	UST 2.000% 11/15/2026	1/20/2023 1/23/2023	\$350,000.00	\$329,150.38	\$329,150.38	3.69%	2.882	\$94.48 \$330,683.50	\$1,533.12	2.01%	Aaa AA+
91282CEN7	UST 2.750% 04/30/2027	1/20/2023 1/23/2023	\$250,000.00	\$241,279.30	\$241,279.30	3.64%	3.337	\$96.18 \$240,460.00	(\$819.30)	1.46%	Aaa AA+
912828X88	UST 2.375% 05/15/2027	1/20/2023 1/23/2023	\$250,000.00	\$237,519.53	\$237,519.53	3.64%	3.378	\$94.96 \$237,392.50	(\$127.03)	1.44%	Aaa AA+
91282CET4	UST 2.625% 05/31/2027	1/20/2023 1/23/2023	\$300,000.00	\$288,000.00	\$288,000.00	3.63%	3.422	\$95.70 \$287,097.00	(\$903.00)	1.74%	Aaa AA+
91282CEW7	UST 3.250% 06/30/2027	1/20/2023 1/23/2023	\$290,000.00	\$285,570.70	\$285,570.70	3.63%	3.504	\$97.68 \$283,260.40	(\$2,310.30)	1.72%	Aaa AA+
91282CFB2	UST 2.750% 07/31/2027	1/20/2023 1/23/2023	\$300,000.00	\$289,347.66	\$289,347.66	3.61%	3.589	\$95.95 \$287,847.00	(\$1,500.66)	1.75%	Aaa AA+
9128282R0	UST 2.250% 08/15/2027	1/20/2023 1/23/2023	\$400,000.00	\$377,515.63	\$377,515.63	3.60%	3.630	\$94.28 \$377,108.00	(\$407.63)	2.29%	Aaa AA+
91282CFH9	UST 3.125% 08/31/2027	1/20/2023 1/23/2023	\$430,000.00	\$421,567.96	\$421,567.96	3.59%	3.674	\$97.16 \$417,770.80	(\$3,797.16)	2.53%	Aaa AA+
SubTotal			\$4,460,000.00	\$4,310,777.73	\$4,310,777.73	3.92%		\$4,309,424.35	(\$1,353.38)	26.14%	
Grand Total			\$16,942,837.72	\$16,414,200.50	\$16,414,200.50	4.29%		\$16,486,039.78	\$71,839.28	100.00%	

TRANSACTION STATEMENT

As of December 31, 2023



Transaction Type	Trade Date	Settlement Date	CUSIP	Security Description	Par Value	Principal Cost	Total Proceeds	Realized Gain/Loss
Maturity								
Maturity	12/29/2023	12/29/2023	62479MZV8	MUFG Bank, Ltd. 12/29/2023	450,000.00	437,373.75	450,000.00	12,626.25
Total					450,000.00	437,373.75	450,000.00	12,626.25

Transaction Type	Payment Date	Settlement Date	CUSIP	Security Description	Interest Received
Interest/Dividends					
Interest/Dividends	12/1/2023	12/1/2023	31846V567	First American Funds, Inc.	5,282.95
Interest/Dividends	12/11/2023	12/11/2023	3130ATVE4	FHLB 4.500% 12/11/2026	4,500.00
Interest/Dividends	12/12/2023	12/12/2023	3130ATUC9	FHLB 4.500% 12/12/2025	5,062.50
Interest/Dividends	12/13/2023	12/13/2023	3130ATUR6	FHLB 4.625% 12/13/2024	5,203.13
Interest/Dividends	12/15/2023	12/15/2023	742651DW9	PEFCO 3.250% 06/15/2025	2,762.50
Interest/Dividends	12/28/2023	12/28/2023	3134GXJJ4	FMCC 0.320% 06/28/2024	376.00
Total					23,187.08

TRANSACTION STATEMENT

As of December 31, 2023



Transaction Type	Trade Date	Settlement Date	Transaction Description	Amount
Contribution				
Contribution	12/6/2023	12/6/2023	Cash In	478.82
Total				478.82
Custodian Fee				
Custodian Fee	12/26/2023	12/26/2023	Cash Out	(133.90)
Total				(133.90)
Management Fee				
Management Fee	12/20/2023	12/20/2023	Cash Out	(1,132.10)
Total				(1,132.10)

STATEMENT DISCLOSURE

As of December 31, 2023



Meeder provides monthly statements for its investment management clients to provide information about the investment portfolio. The information should not be used for audit or confirmation purposes. Please review your custodial statements and report any inaccuracies or discrepancies.

Certain information and data has been supplied by unaffiliated third parties. Although Meeder believes the information is reliable, it cannot warrant the accuracy of information offered by third parties. Market value may reflect prices received from pricing vendors when current market quotations are not available. Prices may not reflect firm bids or offers and may differ from the value at which the security can be sold.

Statements may include positions from unmanaged accounts provided for reporting purposes. Unmanaged accounts are managed directly by the client and are not included in the accounts managed by the investment adviser. This information is provided as a client convenience and the investment adviser assumes no responsibility for performance of these accounts or the accuracy of the data reported.

Investing involves risk. Past performance is no guarantee of future results. Debt and fixed income securities are subject to credit and interest rate risk. The investment return and principal value of an investment will fluctuate so that an investors shares, when redeemed, may be worth more or less than their original cost. Current performance may be lower or higher than the performance data quoted.

Meeder Investment Management is the global brand for the Meeder group of affiliated companies. Investment advisory services are provided through Meeder Public Funds, Inc. Please contact us if you would like to receive a copy of our current ADV disclosure brochure or privacy policy.



M E E D E R
PUBLIC FUNDS



Champaign County Overflow Account

Monthly Investment Report
December 31, 2023

Your Investment Representative:

Scott Gruber

(614) 923-1152

sgruber@meederinvestment.com

For questions about your account please contact your investment representative or contact publicfundsoperations@meederinvestment.com

Dublin, Ohio | Lansing, Michigan | Long Beach, California | Austin, Texas | 866-633-3371 | www.meederpublicfunds.com

PORTFOLIO SUMMARY

As of December 31, 2023



MONTHLY RECONCILIATION

Beginning Book Value	
Contributions	
Withdrawals	(1,280.71)
Realized Gains/Losses	
Gross Interest Earnings	1,280.71
Ending Book Value	

PORTFOLIO CHARACTERISTICS

Portfolio Yield to Maturity	0.00%
Portfolio Effective Duration	yrs
Weighted Average Maturity	0.00 yrs

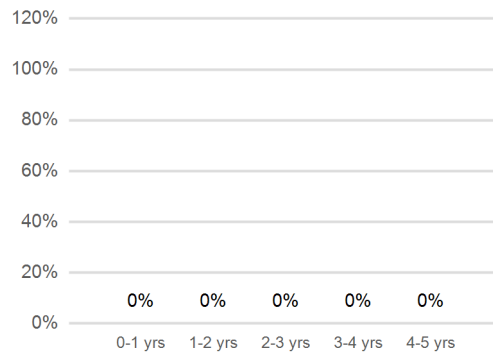
PROJECTED MONTHLY INCOME SCHEDULE

1	_____
1	_____
1	_____
1	_____
0	_____
0	_____
0	_____
	Jan 2024 Feb 2024 Mar 2024 Apr 2024 May 2024 Jun 2024 Jul 2024 Aug 2024 Sep 2024 Oct 2024 Nov 2024 Dec 2024

SECTOR ALLOCATION

No Data Available

MATURITY DISTRIBUTION



CREDIT QUALITY

No Data Available

Champaign County Overflow Account

POSITION STATEMENT

As of December 31, 2023



TRANSACTION STATEMENT

As of December 31, 2023



Transaction Type	Payment Date	Settlement Date	CUSIP	Security Description	Interest Received
Interest/Dividends					
Interest/Dividends	12/1/2023	12/1/2023	31846V567	First American Funds, Inc.	1,280.71
Total					1,280.71

Transaction Type	Trade Date	Settlement Date	Transaction Description	Amount
Withdrawal				
Withdrawal	12/6/2023	12/6/2023	Cash Out	(291.33)
Withdrawal	12/6/2023	12/6/2023	Cash Out	(510.55)
Withdrawal	12/6/2023	12/6/2023	Cash Out	(478.82)
Withdrawal	12/8/2023	12/8/2023	Cash Out	(0.01)
Total				(1,280.71)

STATEMENT DISCLOSURE

As of December 31, 2023



Meeder provides monthly statements for its investment management clients to provide information about the investment portfolio. The information should not be used for audit or confirmation purposes. Please review your custodial statements and report any inaccuracies or discrepancies.

Certain information and data has been supplied by unaffiliated third parties. Although Meeder believes the information is reliable, it cannot warrant the accuracy of information offered by third parties. Market value may reflect prices received from pricing vendors when current market quotations are not available. Prices may not reflect firm bids or offers and may differ from the value at which the security can be sold.

Statements may include positions from unmanaged accounts provided for reporting purposes. Unmanaged accounts are managed directly by the client and are not included in the accounts managed by the investment adviser. This information is provided as a client convenience and the investment adviser assumes no responsibility for performance of these accounts or the accuracy of the data reported.

Investing involves risk. Past performance is no guarantee of future results. Debt and fixed income securities are subject to credit and interest rate risk. The investment return and principal value of an investment will fluctuate so that an investors shares, when redeemed, may be worth more or less than their original cost. Current performance may be lower or higher than the performance data quoted.

Meeder Investment Management is the global brand for the Meeder group of affiliated companies. Investment advisory services are provided through Meeder Public Funds, Inc. Please contact us if you would like to receive a copy of our current ADV disclosure brochure or privacy policy.