



Champaign County General Fund Operating Account

Monthly Investment Report
January 31, 2024

Your Investment Representative:

Scott Gruber
(614) 923-1152
sgruber@meederinvestment.com

For questions about your account please contact your investment representative or contact publicfundsoperations@meederinvestment.com
Dublin, Ohio | Lansing, Michigan | Long Beach, California | Austin, Texas | 866-633-3371 | www.meederpublicfunds.com

PORTFOLIO SUMMARY

As of January 31, 2024



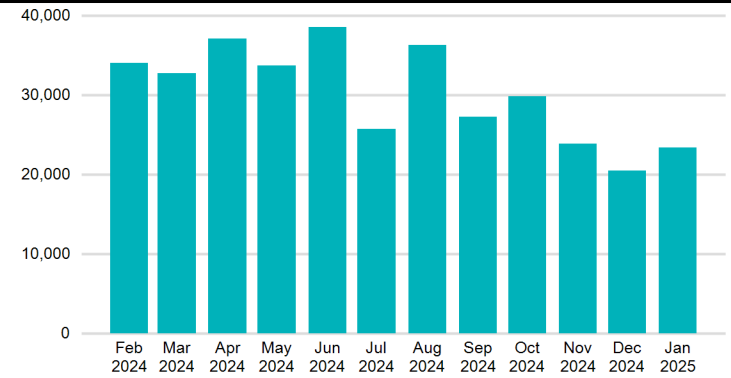
MONTHLY RECONCILIATION

Beginning Book Value	12,180,304.91
Contributions	
Withdrawals	(520,250.00)
Prior Month Management Fees	(848.40)
Prior Month Custodian Fees	(76.28)
Realized Gains/Losses	7,004.27
Purchased Interest	(2,083.78)
Gross Interest Earnings	28,655.07
Ending Book Value	11,692,705.79

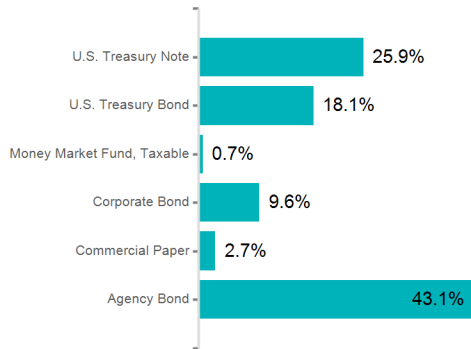
PORTFOLIO CHARACTERISTICS

Portfolio Yield to Maturity	4.24%
Portfolio Effective Duration	1.83 yrs
Weighted Average Maturity	1.90 yrs

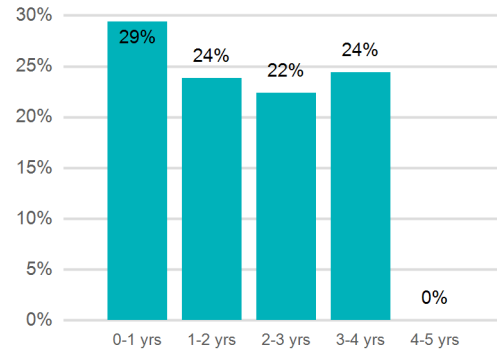
PROJECTED MONTHLY INCOME SCHEDULE



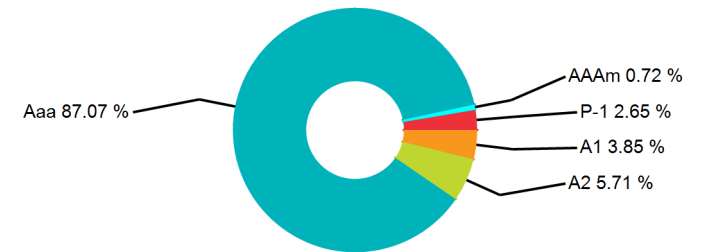
SECTOR ALLOCATION



MATURITY DISTRIBUTION



CREDIT QUALITY



Champaign County General Fund Operating Account

PROJECTED INCOME SCHEDULE

As of January 31, 2024



CUSIP	SECURITY DESCRIPTION	Feb 2024	Mar 2024	Apr 2024	May 2024	Jun 2024	Jul 2024	Aug 2024	Sep 2024	Oct 2024	Nov 2024	Dec 2024	Jan 2025
14913R2Z9	Caterpillar Financial Services Corporation 3.650% 08/12/2025	4,289						4,289					
24422EWJ4	John Deere Capital Corporation 4.050% 09/08/2025		4,050						4,050				
3130A1XJ2	FHLB 2.875% 06/14/2024					1,824							
3130AB3H7	FHLB 2.375% 03/08/2024		9,798										
3130ALVL5	FHLB 0.910% 12/30/2025		1,069						1,069				
3130ANQB9	FHLB 0.850% 08/26/2026	553						553					
3130ANX39	FHLBANKS 0.50% 09/30/2026		325						325				
3130ANYX2	FHLB 0.900% 09/30/2026		225						225				
3130APGQ2	FHLB 0.875% 10/21/2025			1,684						1,684			
3130AQRH8	FHLB 2.000% 02/25/2027	3,050						3,050					
3130AQZL0	FHLB 2.200% 03/04/2027		2,200						2,200				
3130ARMW8	FHLB 2.850% 04/28/2025			3,349						3,349			
3130ATUC9	FHLB 4.500% 12/12/2025					3,825						3,825	
3130ATUR6	FHLB 4.625% 12/13/2024					3,931						3,154	
3130ATVE4	FHLB 4.500% 12/11/2026					4,613						4,613	
3130AUPN8	FHLB 4.850% 02/15/2024	4,374											
3130AXMP0	FHLB 5.375% 10/30/2024			4,031						4,151			
3133EMUP5	FFCB 0.710% 04/01/2025			692						692			
3133EN5N6	FFCB 4.000% 01/06/2028						4,700						4,700
3133EN6N5	FFCB 4.250% 11/20/2024				3,613						3,885		
3133EN6V7	FFCB 3.625% 04/26/2027			4,984						4,984			
3133EN7A2	FFCB 3.625% 10/26/2026			4,531						4,531			
3133EN7J3	FFCB 3.875% 02/02/2026	4,553						4,553					

Champaign County General Fund Operating Account

PROJECTED INCOME SCHEDULE

As of January 31, 2024



CUSIP	SECURITY DESCRIPTION	Feb 2024	Mar 2024	Apr 2024	May 2024	Jun 2024	Jul 2024	Aug 2024	Sep 2024	Oct 2024	Nov 2024	Dec 2024	Jan 2025
3133ENMH0	FFCB 1.600% 01/27/2026						856						856
3133EPA70	FFCB 5.375% 11/01/2024				4,031						4,123		
3134GXJJ4	FMCC 0.320% 06/28/2024					15,480							
3135G0ZR7	FNMA 2.625% 09/06/2024		1,838						5,277				
3135GA3X7	FNMA 0.570% 11/17/2025				482						482		
48133PDZ3	JPMorgan Chase Financial Company LLC 5.000% 02/29/2024	1,108											
62479LG17	MUFG Bank, Ltd. 07/01/2024						13,488						
742651DW9	PEFCO 3.250% 06/15/2025					2,925						2,925	
89236TKG9	Toyota Motor Credit Corporation 4.400% 09/20/2024		3,960						4,855				
90331HPL1	U.S. Bank National Association 2.050% 01/21/2025						2,563						13,668
9128282R0	UST 2.250% 08/15/2027	3,094						3,094					
9128283F5	UST 2.250% 11/15/2027				3,938						3,938		
9128285C0	UST 3.000% 09/30/2025		2,250						2,250				
9128286F2	UST 2.500% 02/28/2026	2,500						2,500					
9128286L9	UST 2.250% 03/31/2026		2,250						2,250				
9128286S4	UST 2.375% 04/30/2026			3,266						3,266			
9128286X3	UST 2.125% 05/31/2026				2,922						2,922		
9128287B0	UST 1.875% 06/30/2026					1,875						1,875	
912828D56	UST 2.375% 08/15/2024	2,969						10,693					
912828J27	UST 2.000% 02/15/2025	850						850					
912828U24	UST 2.000% 11/15/2026				2,000						2,000		
912828X88	UST 2.375% 05/15/2027				3,563						3,563		

Champaign County General Fund Operating Account

PROJECTED INCOME SCHEDULE

As of January 31, 2024



CUSIP	SECURITY DESCRIPTION	Feb 2024	Mar 2024	Apr 2024	May 2024	Jun 2024	Jul 2024	Aug 2024	Sep 2024	Oct 2024	Nov 2024	Dec 2024	Jan 2025
912828XT2	UNITED STATES TREASURY 2.00% 05/31/2024				10,215								
912828Y95	UST 1.875% 07/31/2026						1,781						1,781
912828YQ7	UST 1.625% 10/31/2026			1,625						1,625			
91282CED9	UST 1.750% 03/15/2025		1,750						1,750				
91282CEK3	UST 2.500% 04/30/2024			7,219									
91282CEN7	UST 2.750% 04/30/2027			2,063						2,063			
91282CET4	UST 2.625% 05/31/2027				2,953						2,953		
91282CEW7	UST 3.250% 06/30/2027					4,144						4,144	
91282CFB2	UST 2.750% 07/31/2027						2,406						2,406
91282CFE6	UST 3.125% 08/15/2025	2,813						2,813					
91282CFH9	UST 3.125% 08/31/2027	3,906						3,906					
91282CFK2	UST 3.500% 09/15/2025		3,063						3,063				
91282CFQ9	UST 4.375% 10/31/2024			3,719						3,559			
TOTAL		34,057	32,777	37,163	33,715	38,616	25,794	36,300	27,314	29,904	23,865	20,536	23,411

Champaign County General Fund Operating Account

POSITION STATEMENT

As of January 31, 2024



CUSIP	Security Description	Trade Date/ Settlement Date	Par Value	Principal Cost/ Purchased Interest	Total Cost	Yield at Cost	Maturity/ Duration	Market Price/ Market Value	Unrealized Gain/ (Loss)	% of Assets	Moody's/ S&P Rating
Cash and Cash Equivalents											
31846V567	First American Funds, Inc.	1/31/2024 1/31/2024	\$84,502.40	\$84,502.40	\$84,502.40	5.21%	0.003 0.003	\$1.00 \$84,502.40	\$0.00	0.72%	AAAm
SubTotal			\$84,502.40	\$84,502.40	\$84,502.40	5.21%		\$84,502.40	\$0.00	0.72%	
Agency Bond											
3130AUPN8	FHLB 4.850% 02/15/2024	1/26/2023 1/27/2023	\$185,000.00	\$185,112.67	\$185,112.67	4.79%	0.041 0.042	\$99.96 \$184,922.30	(\$190.37)	1.57%	Aaa AA+
3130AB3H7	FHLB 2.375% 03/08/2024	1/30/2023 1/31/2023	\$255,000.00	\$248,230.51	\$248,230.51	4.87%	0.101 0.106	\$99.69 \$254,201.85	\$5,971.34	2.16%	Aaa AA+
3130A1XJ2	FHLB 2.875% 06/14/2024	10/31/2023 11/1/2023	\$60,000.00	\$59,038.86	\$59,038.86	5.54%	0.370 0.372	\$99.07 \$59,440.80	\$401.94	0.50%	Aaa AA+
3134GXJJ4	FMCC 0.320% 06/28/2024	1/30/2023 1/31/2023	\$250,000.00	\$234,920.00	\$234,920.00	4.80%	0.408 0.411	\$97.96 \$244,887.50	\$9,967.50	2.08%	Aaa AA+
3135G0ZR7	FNMA 2.625% 09/06/2024	10/16/2023 10/17/2023	\$140,000.00	\$136,560.20 \$418.55	\$136,978.75	5.50%	0.600 0.593	\$98.57 \$137,996.60	\$1,436.40	1.17%	Aaa AA+
3130AXMP0	FHLB 5.375% 10/30/2024	10/26/2023 10/30/2023	\$150,000.00	\$149,880.42	\$149,880.42	5.46%	0.748 0.737	\$100.24 \$150,363.00	\$482.58	1.28%	Aaa AA+
3133EPA70	FFCB 5.375% 11/01/2024	10/31/2023 11/1/2023	\$150,000.00	\$149,908.35	\$149,908.35	5.44%	0.753 0.740	\$100.29 \$150,439.50	\$531.15	1.28%	Aaa AA+
3133EN6N5	FFCB 4.250% 11/20/2024	1/25/2023 1/26/2023	\$170,000.00	\$169,727.32	\$169,727.32	4.35%	0.805 0.795	\$99.41 \$169,003.80	(\$723.52)	1.44%	Aaa AA+
3130ATUR6	FHLB 4.625% 12/13/2024	1/25/2023 1/26/2023	\$170,000.00	\$170,776.85	\$170,776.85	4.36%	0.868 0.858	\$99.75 \$169,571.60	(\$1,205.25)	1.44%	Aaa AA+
3133EMUP5	FFCB 0.710% 04/01/2025	1/23/2023 1/24/2023	\$195,000.00	\$180,082.50	\$180,082.50	4.42%	1.167 1.164	\$95.35 \$185,932.50	\$5,850.00	1.58%	Aaa AA+
3130ARMW8	FHLB 2.850% 04/28/2025	1/30/2023 1/31/2023	\$235,000.00	\$226,960.65	\$226,960.65	4.47%	1.241 1.223	\$97.55 \$229,253.08	\$2,292.43	1.95%	Aaa AA+
742651DW9	PEFCO 3.250% 06/15/2025	1/20/2023 1/23/2023	\$180,000.00	\$175,633.20	\$175,633.20	4.33%	1.373 1.351	\$98.14 \$176,644.80	\$1,011.60	1.50%	Aaa AA+
3130APGQ2	FHLB 0.875% 10/21/2025	1/30/2023 1/31/2023	\$385,000.00	\$351,220.10	\$351,220.10	4.33%	1.723 1.711	\$94.03 \$362,000.10	\$10,780.00	3.08%	Aaa AA+
3135GA3X7	FNMA 0.570% 11/17/2025	1/30/2023 1/31/2023	\$169,000.00	\$153,394.54	\$153,394.54	4.10%	1.797 1.788	\$93.28 \$157,643.20	\$4,248.66	1.34%	Aaa AA+

Champaign County General Fund Operating Account

POSITION STATEMENT

As of January 31, 2024



CUSIP	Security Description	Trade Date/ Settlement Date	Par Value	Principal Cost/ Purchased Interest	Total Cost	Yield at Cost	Maturity/ Duration	Market Price/ Market Value	Unrealized Gain/ (Loss)	% of Assets	Moody's/ S&P Rating
3130ATUC9	FHLB 4.500% 12/12/2025	1/24/2023 1/25/2023	\$170,000.00	\$172,454.80	\$172,454.80	3.96%	1.866 1.802	\$100.13 \$170,217.77	(\$2,237.03)	1.45%	Aaa AA+
3130ALVL5	FHLB 0.910% 12/30/2025	1/23/2023 1/24/2023	\$235,000.00	\$213,718.40	\$213,718.40	4.22%	1.915 1.898	\$93.55 \$219,847.20	\$6,128.80	1.87%	Aaa AA+
3133ENMH0	FFCB 1.600% 01/27/2026	1/23/2023 1/24/2023	\$107,000.00	\$98,932.20	\$98,932.20	4.30%	1.992 1.967	\$94.54 \$101,157.80	\$2,225.60	0.86%	Aaa AA+
3133EN7J3	FFCB 3.875% 02/02/2026	1/24/2023 2/2/2023	\$235,000.00	\$234,327.43	\$234,327.43	3.98%	2.008 1.912	\$98.97 \$232,571.04	(\$1,756.39)	1.98%	Aaa AA+
3130ANQB9	FHLB 0.850% 08/26/2026	1/30/2023 1/31/2023	\$130,000.00	\$117,477.10	\$117,477.10	4.26%	2.570 2.528	\$93.17 \$121,114.50	\$3,637.40	1.03%	Aaa AA+
3130ANX39	FHLBANKS 0.50% 09/30/2026	1/30/2023 1/31/2023	\$130,000.00	\$116,633.40	\$116,633.40	4.24%	2.666 2.623	\$92.44 \$120,175.90	\$3,542.50	1.02%	Aaa AA+
3130ANYX2	FHLB 0.900% 09/30/2026	1/30/2023 1/31/2023	\$50,000.00	\$44,253.00	\$44,253.00	4.15%	2.666 2.631	\$91.42 \$45,712.00	\$1,459.00	0.39%	Aaa AA+
3133EN7A2	FFCB 3.625% 10/26/2026	1/20/2023 1/26/2023	\$250,000.00	\$248,665.00	\$248,665.00	3.78%	2.737 2.607	\$98.74 \$246,850.00	(\$1,815.00)	2.10%	Aaa AA+
3130ATVE4	FHLB 4.500% 12/11/2026	1/30/2023 1/31/2023	\$205,000.00	\$209,337.80	\$209,337.80	3.90%	2.863 2.704	\$100.85 \$206,742.30	(\$2,595.50)	1.76%	Aaa AA+
3130AQRH8	FHLB 2.000% 02/25/2027	1/25/2023 1/26/2023	\$305,000.00	\$282,070.10	\$282,070.10	4.02%	3.071 2.962	\$93.44 \$284,976.75	\$2,906.65	2.42%	Aaa AA+
3130AQZL0	FHLB 2.200% 03/04/2027	1/30/2023 1/31/2023	\$200,000.00	\$185,677.00	\$185,677.00	4.12%	3.090 2.977	\$93.93 \$187,866.00	\$2,189.00	1.60%	Aaa AA+
3133EN6V7	FFCB 3.625% 04/26/2027	1/20/2023 1/26/2023	\$275,000.00	\$274,120.00	\$274,120.00	3.71%	3.236 3.055	\$98.61 \$271,169.25	(\$2,950.75)	2.30%	Aaa AA+
3133EN5N6	FFCB 4.000% 01/06/2028	1/26/2023 1/30/2023	\$235,000.00	\$238,775.51	\$238,775.51	3.64%	3.934 3.668	\$99.79 \$234,503.68	(\$4,271.83)	1.99%	Aaa AA+
SubTotal			\$5,221,000.00	\$5,027,887.91 \$418.55	\$5,028,306.46	4.34%		\$5,075,204.82	\$47,316.91	43.11%	
Commercial Paper											
62479LG17	MUFG Bank, Ltd. 07/01/2024	10/5/2023 10/5/2023	\$320,000.00	\$306,512.00	\$306,512.00	5.87%	0.416 0.425	\$97.64 \$312,456.64	\$5,944.64	2.65%	P-1 A-1
SubTotal			\$320,000.00	\$306,512.00	\$306,512.00	5.87%		\$312,456.64	\$5,944.64	2.65%	

Champaign County General Fund Operating Account

POSITION STATEMENT

As of January 31, 2024



CUSIP	Security Description	Trade Date/ Settlement Date	Par Value	Principal Cost/ Purchased Interest	Total Cost	Yield at Cost	Maturity/ Duration	Market Price/ Market Value	Unrealized Gain/ (Loss)	% of Assets	Moody's/ S&P Rating
Corporate Bond											
48133PDZ3	JPMorgan Chase Financial Company LLC 5.000% 02/29/2024	1/26/2023 1/31/2023	\$275,000.00	\$275,000.00	\$275,000.00	4.99%	0.079 0.079	\$99.57 \$273,806.50	(\$1,193.50)	2.33%	A1 A-
89236TKG9	Toyota Motor Credit Corporation 4.400% 09/20/2024	1/30/2023 2/1/2023	\$180,000.00	\$179,105.40	\$179,105.40	4.72%	0.638 0.628	\$99.45 \$179,002.80	(\$102.60)	1.52%	A1 A+
90331HPL1	U.S. Bank National Association 2.050% 01/21/2025	1/30/2023 2/1/2023	\$250,000.00	\$238,895.00	\$238,895.00	4.43%	0.975 0.970	\$97.12 \$242,795.00	\$3,900.00	2.06%	A2 A+
14913RZ29	Caterpillar Financial Services Corporation 3.650% 08/12/2025	1/30/2023 2/1/2023	\$235,000.00	\$230,300.00	\$230,300.00	4.49%	1.532 1.480	\$98.55 \$231,587.80	\$1,287.80	1.97%	A2 A
24422EWJ4	John Deere Capital Corporation 4.050% 09/08/2025	1/30/2023 2/1/2023	\$200,000.00	\$198,056.00	\$198,056.00	4.45%	1.605 1.546	\$99.15 \$198,300.00	\$244.00	1.68%	A2 A
SubTotal			\$1,140,000.00	\$1,121,356.40	\$1,121,356.40	4.63%		\$1,125,492.10	\$4,135.70	9.56%	
U.S. Treasury Bond											
91282CEK3	UST 2.500% 04/30/2024	1/30/2023 1/31/2023	\$185,000.00	\$180,093.16	\$180,093.16	4.71%	0.247 0.250	\$99.30 \$183,708.15	\$3,614.99	1.56%	Aaa AA+
912828D56	UST 2.375% 08/15/2024	1/24/2023 1/25/2023	\$250,000.00	\$242,275.40	\$242,275.40	4.45%	0.540 0.538	\$98.55 \$246,376.50	\$4,101.10	2.09%	Aaa AA+
912828J27	UST 2.000% 02/15/2025	1/26/2024 1/30/2024	\$85,000.00	\$82,606.05 \$776.09	\$83,382.14	4.80%	1.044 1.028	\$97.22 \$82,639.30	\$33.25	0.70%	Aaa AA+
9128286F2	UST 2.500% 02/28/2026	1/23/2023 1/24/2023	\$200,000.00	\$192,007.81	\$192,007.81	3.88%	2.079 2.020	\$96.64 \$193,281.20	\$1,273.39	1.64%	Aaa AA+
9128286L9	UST 2.250% 03/31/2026	1/23/2023 1/24/2023	\$200,000.00	\$190,617.19	\$190,617.19	3.83%	2.164 2.110	\$96.08 \$192,156.20	\$1,539.01	1.63%	Aaa AA+
9128286S4	UST 2.375% 04/30/2026	1/23/2023 1/24/2023	\$275,000.00	\$262,915.04	\$262,915.04	3.82%	2.247 2.190	\$96.24 \$264,666.05	\$1,751.01	2.25%	Aaa AA+
9128286X3	UST 2.125% 05/31/2026	1/20/2023 1/23/2023	\$275,000.00	\$261,024.41	\$261,024.41	3.75%	2.332 2.280	\$95.61 \$262,925.85	\$1,901.44	2.23%	Aaa AA+
9128287B0	UST 1.875% 06/30/2026	1/23/2023 1/24/2023	\$200,000.00	\$187,882.81	\$187,882.81	3.77%	2.414 2.370	\$95.02 \$190,046.80	\$2,163.99	1.61%	Aaa AA+

Champaign County General Fund Operating Account

POSITION STATEMENT

As of January 31, 2024



CUSIP	Security Description	Trade Date/ Settlement Date	Par Value	Principal Cost/ Purchased Interest	Total Cost	Yield at Cost	Maturity/ Duration	Market Price/ Market Value	Unrealized Gain/ (Loss)	% of Assets	Moody's/ S&P Rating
912828Y95	UST 1.875% 07/31/2026	1/30/2023 1/31/2023	\$190,000.00	\$177,887.50	\$177,887.50	3.84%	2.499 2.431	\$94.74 \$180,010.56	\$2,123.06	1.53%	Aaa AA+
9128283F5	UST 2.250% 11/15/2027	1/20/2023 1/23/2023	\$350,000.00	\$329,464.84	\$329,464.84	3.59%	3.792 3.632	\$94.11 \$329,382.90	(\$81.94)	2.80%	Aaa AA+
SubTotal			\$2,210,000.00	\$2,106,774.21 \$776.09	\$2,107,550.30	3.96%		\$2,125,193.51	\$18,419.30	18.05%	
U.S. Treasury Note											
912828XT2	UNITED STATES TREASURY 2.00% 05/31/2024	6/29/2023 6/30/2023	\$250,000.00	\$242,285.16	\$242,285.16	5.49%	0.332 0.333	\$98.92 \$247,304.50	\$5,019.34	2.10%	Aaa AA+
91282CFQ9	UST 4.375% 10/31/2024	1/24/2023 1/25/2023	\$170,000.00	\$170,159.38	\$170,159.38	4.32%	0.751 0.739	\$99.59 \$169,302.66	(\$856.72)	1.44%	Aaa AA+
91282CED9	UST 1.750% 03/15/2025	1/26/2024 1/29/2024	\$200,000.00	\$193,539.06 \$1,307.69	\$194,846.75	4.73%	1.121 1.110	\$96.86 \$193,711.00	\$171.94	1.65%	Aaa AA+
91282CFE6	UST 3.125% 08/15/2025	1/20/2023 1/23/2023	\$180,000.00	\$176,414.06	\$176,414.06	3.95%	1.540 1.497	\$98.10 \$176,575.86	\$161.80	1.50%	Aaa AA+
91282CFK2	UST 3.500% 09/15/2025	1/20/2023 1/23/2023	\$175,000.00	\$173,181.64	\$173,181.64	3.92%	1.625 1.572	\$98.63 \$172,600.58	(\$581.06)	1.47%	Aaa AA+
9128285C0	UST 3.000% 09/30/2025	1/20/2023 1/23/2023	\$150,000.00	\$146,537.11	\$146,537.11	3.91%	1.666 1.622	\$97.85 \$146,771.55	\$234.44	1.25%	Aaa AA+
912828YQ7	UST 1.625% 10/31/2026	1/23/2023 1/24/2023	\$200,000.00	\$185,148.44	\$185,148.44	3.76%	2.751 2.687	\$93.77 \$187,531.20	\$2,382.76	1.59%	Aaa AA+
912828U24	UST 2.000% 11/15/2026	1/20/2023 1/23/2023	\$200,000.00	\$188,085.94	\$188,085.94	3.69%	2.792 2.715	\$94.67 \$189,343.80	\$1,257.86	1.61%	Aaa AA+
91282CEN7	UST 2.750% 04/30/2027	1/20/2023 1/23/2023	\$150,000.00	\$144,767.58	\$144,767.58	3.64%	3.247 3.107	\$96.27 \$144,410.10	(\$357.48)	1.23%	Aaa AA+
912828X88	UST 2.375% 05/15/2027	1/20/2023 1/23/2023	\$300,000.00	\$285,023.44	\$285,023.44	3.64%	3.288 3.166	\$95.10 \$285,302.11	\$278.67	2.42%	Aaa AA+
91282CET4	UST 2.625% 05/31/2027	1/20/2023 1/23/2023	\$225,000.00	\$216,000.00	\$216,000.00	3.63%	3.332 3.196	\$95.81 \$215,578.13	(\$421.87)	1.83%	Aaa AA+
91282CEW7	UST 3.250% 06/30/2027	1/20/2023 1/23/2023	\$255,000.00	\$251,105.28	\$251,105.28	3.63%	3.414 3.251	\$97.76 \$249,282.39	(\$1,822.89)	2.12%	Aaa AA+
91282CFB2	UST 2.750% 07/31/2027	1/20/2023 1/23/2023	\$175,000.00	\$168,786.13	\$168,786.13	3.61%	3.499 3.312	\$96.07 \$168,123.03	(\$663.10)	1.43%	Aaa AA+
9128282R0	UST 2.250% 08/15/2027	1/20/2023 1/23/2023	\$275,000.00	\$259,541.99	\$259,541.99	3.60%	3.540 3.385	\$94.41 \$259,638.78	\$96.79	2.21%	Aaa AA+

POSITION STATEMENT

As of January 31, 2024



CUSIP	Security Description	Trade Date/ Settlement Date	Par Value	Principal Cost/ Purchased Interest	Total Cost	Yield at Cost	Maturity/ Duration	Market Price/ Market Value	Unrealized Gain/ (Loss)	% of Assets	Moody's/ S&P Rating
91282CFH9	UST 3.125% 08/31/2027	1/20/2023 1/23/2023	\$250,000.00	\$245,097.66	\$245,097.66	3.59%	3.584 3.369	\$97.23 \$243,086.00	(\$2,011.66)	2.07%	Aaa AA+
SubTotal			\$3,155,000.00	\$3,045,672.87 \$1,307.69	\$3,046,980.56	3.94%		\$3,048,561.69	\$2,888.82	25.90%	
Grand Total			\$12,130,502.40	\$11,692,705.79 \$2,502.33	\$11,695,208.12	4.24%		\$11,771,411.16	\$78,705.37	100.00%	

TRANSACTION STATEMENT

As of January 31, 2024



Transaction Type	Trade Date	Settlement Date	CUSIP	Security Description	Par Value	Principal Amount	Purchased Interest	Total Cost	Yield at Cost
Purchase									
Purchase	1/26/2024	1/29/2024	91282CED9	UST 1.750% 03/15/2025	200,000.00	193,539.06	1,307.69	194,846.75	4.73%
Purchase	1/26/2024	1/30/2024	912828J27	UST 2.000% 02/15/2025	85,000.00	82,606.05	776.09	83,382.14	4.80%
Total					285,000.00	276,145.11	2,083.78	278,228.89	

Transaction Type	Trade Date	Settlement Date	CUSIP	Security Description	Par Value	Principal Cost	Total Proceeds	Realized Gain/Loss
Maturity								
Maturity	1/22/2024	1/22/2024	62479LAN5	MUFG Bank, Ltd. 01/22/2024	250,000.00	242,950.00	250,000.00	7,050.00
Maturity	1/30/2024	1/30/2024	3130AUQC1	FHLB 4.875% 01/30/2024	85,000.00	85,045.73	85,000.00	(45.73)
Total					335,000.00	327,995.73	335,000.00	7,004.27

TRANSACTION STATEMENT

As of January 31, 2024



Transaction Type	Payment Date	Settlement Date	CUSIP	Security Description	Interest Received
Interest/Dividends					
Interest/Dividends	1/2/2024	1/2/2024	91282CEW7	UST 3.250% 06/30/2027	4,143.75
Interest/Dividends	1/2/2024	1/2/2024	9128287B0	UST 1.875% 06/30/2026	1,875.00
Interest/Dividends	1/2/2024	1/2/2024	31846V567	First American Funds, Inc.	1,383.44
Interest/Dividends	1/8/2024	1/8/2024	3133EN5N6	FFCB 4.000% 01/06/2028	4,700.00
Interest/Dividends	1/22/2024	1/22/2024	90331HPL1	U.S. Bank National Association 2.050% 01/21/2025	2,562.50
Interest/Dividends	1/29/2024	1/29/2024	3133ENMH0	FFCB 1.600% 01/27/2026	856.00
Interest/Dividends	1/30/2024	1/30/2024	3130AUQC1	FHLB 4.875% 01/30/2024	2,071.88
Interest/Dividends	1/31/2024	1/31/2024	912828Y95	UST 1.875% 07/31/2026	1,781.25
Interest/Dividends	1/31/2024	1/31/2024	91282CFB2	UST 2.750% 07/31/2027	2,406.25
Interest/Dividends	1/31/2024	1/31/2024	48133PDZ3	JPMorgan Chase Financial Company LLC 5.000% 02/29/2024	6,875.00
Total					28,655.07

TRANSACTION STATEMENT

As of January 31, 2024



Transaction Type	Trade Date	Settlement Date	Transaction Description	Amount
Custodian Fee				
Custodian Fee	1/26/2024	1/26/2024	Cash Out	(76.28)
Total				(76.28)
Management Fee				
Management Fee	1/17/2024	1/17/2024	Cash Out	(848.40)
Total				(848.40)
Withdrawal				
Withdrawal	1/2/2024	1/2/2024	Cash Out	(520,250.00)
Total				(520,250.00)

STATEMENT DISCLOSURE

As of January 31, 2024



Meeder provides monthly statements for its investment management clients to provide information about the investment portfolio. The information should not be used for audit or confirmation purposes. Please review your custodial statements and report any inaccuracies or discrepancies.

Certain information and data has been supplied by unaffiliated third parties. Although Meeder believes the information is reliable, it cannot warrant the accuracy of information offered by third parties. Market value may reflect prices received from pricing vendors when current market quotations are not available. Prices may not reflect firm bids or offers and may differ from the value at which the security can be sold.

Statements may include positions from unmanaged accounts provided for reporting purposes. Unmanaged accounts are managed directly by the client and are not included in the accounts managed by the investment adviser. This information is provided as a client convenience and the investment adviser assumes no responsibility for performance of these accounts or the accuracy of the data reported.

Investing involves risk. Past performance is no guarantee of future results. Debt and fixed income securities are subject to credit and interest rate risk. The investment return and principal value of an investment will fluctuate so that an investors shares, when redeemed, may be worth more or less than their original cost. Current performance may be lower or higher than the performance data quoted.

Meeder Investment Management is the global brand for the Meeder group of affiliated companies. Investment advisory services are provided through Meeder Public Funds, Inc. Please contact us if you would like to receive a copy of our current ADV disclosure brochure or privacy policy.



Champaign County Trust and Agency

Monthly Investment Report
January 31, 2024

Your Investment Representative:

Scott Gruber
(614) 923-1152
sgruber@meederinvestment.com

For questions about your account please contact your investment representative or contact publicfundsoperations@meederinvestment.com
Dublin, Ohio | Lansing, Michigan | Long Beach, California | Austin, Texas | 866-633-3371 | www.meederpublicfunds.com

PORTFOLIO SUMMARY

As of January 31, 2024



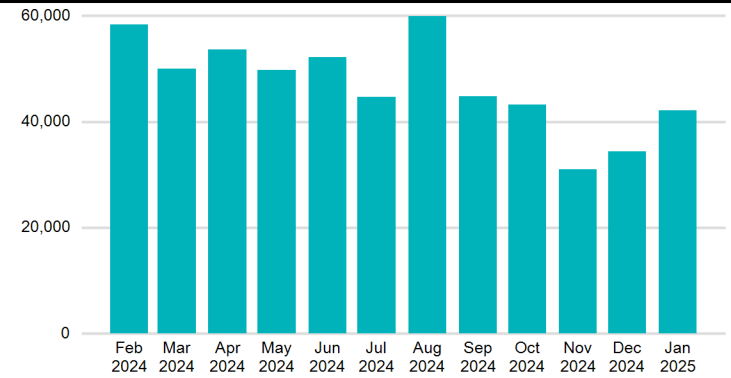
MONTHLY RECONCILIATION

Beginning Book Value	18,409,868.13
Contributions	
Withdrawals	(456,332.00)
Prior Month Management Fees	(1,280.90)
Prior Month Custodian Fees	(153.71)
Realized Gains/Losses	8,032.29
Purchased Interest	(1,174.35)
Gross Interest Earnings	56,122.66
Ending Book Value	18,015,082.12

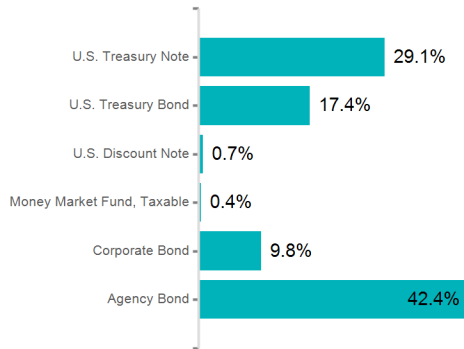
PORTFOLIO CHARACTERISTICS

Portfolio Yield to Maturity	4.24%
Portfolio Effective Duration	1.80 yrs
Weighted Average Maturity	1.86 yrs

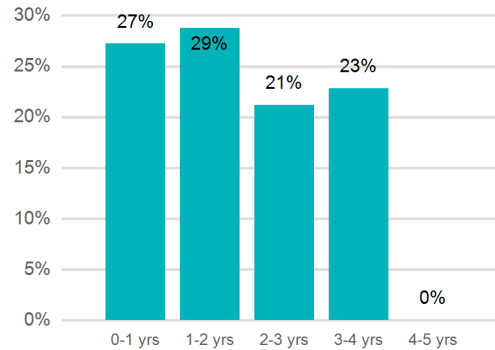
PROJECTED MONTHLY INCOME SCHEDULE



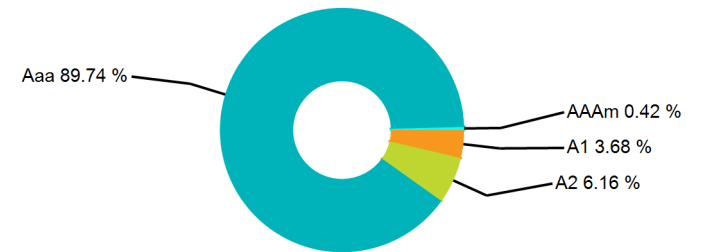
SECTOR ALLOCATION



MATURITY DISTRIBUTION



CREDIT QUALITY



Champaign County Trust and Agency
PROJECTED INCOME SCHEDULE
 As of January 31, 2024



CUSIP	SECURITY DESCRIPTION	Feb 2024	Mar 2024	Apr 2024	May 2024	Jun 2024	Jul 2024	Aug 2024	Sep 2024	Oct 2024	Nov 2024	Dec 2024	Jan 2025
14913R2Z9	Caterpillar Financial Services Corporation 3.650% 08/12/2025	8,213						8,213					
24422EWJ4	John Deere Capital Corporation 4.050% 09/08/2025		7,796						7,796				
3130AB3H7	FHLB 2.375% 03/08/2024		10,566										
3130ALVL5	FHLB 0.910% 12/30/2025		2,048						2,048				
3130ANQB9	FHLB 0.850% 08/26/2026	829						829					
3130ANX39	FHLBANKS 0.50% 09/30/2026		488						488				
3130APGQ2	FHLB 0.875% 10/21/2025			1,728						1,728			
3130AQRH8	FHLB 2.000% 02/25/2027	5,750						5,750					
3130AQZL0	FHLB 2.200% 03/04/2027		3,135						3,135				
3130ARGH8	FHLB 3.000% 10/11/2024			2,250						5,765			
3130ARMW8	FHLB 2.850% 04/28/2025			4,988						4,988			
3130ASME6	FHLB 3.000% 07/08/2024						15,888						
3130AT3H8	FHLB 3.375% 03/08/2024		2,794										
3130ATUC9	FHLB 4.500% 12/12/2025					7,425						7,425	
3130ATUR6	FHLB 4.625% 12/13/2024					7,400						5,938	
3130ATVE4	FHLB 4.500% 12/11/2026					4,838						4,838	
3130AUPN8	FHLB 4.850% 02/15/2024	6,383											
3130AXFB9	FHLB 5.500% 08/26/2024	4,369						5,456					
3130AYQH2	FHLB 4.500% 07/30/2025						7,313						7,313
313384H28	FHLB 09/24/2024								6,404				
3133EMUP5	FFCB 0.710% 04/01/2025			710						710			
3133EN5N6	FFCB 4.000% 01/06/2028						9,000						9,000
3133EN6N5	FFCB 4.250% 11/20/2024				6,800						7,313		

Champaign County Trust and Agency
PROJECTED INCOME SCHEDULE
 As of January 31, 2024



CUSIP	SECURITY DESCRIPTION	Feb 2024	Mar 2024	Apr 2024	May 2024	Jun 2024	Jul 2024	Aug 2024	Sep 2024	Oct 2024	Nov 2024	Dec 2024	Jan 2025
3133EN6V7	FFCB 3.625% 04/26/2027			4,531						4,531			
3133EN7A2	FFCB 3.625% 10/26/2026			7,250						7,250			
3133EN7J3	FFCB 3.875% 02/02/2026	8,719						8,719					
3133ENMH0	FFCB 1.600% 01/27/2026						1,264						1,264
3133ENPY0	FFCB 1.75% 02/25/2025	744						744					
3134GXJJ4	FMCC 0.320% 06/28/2024					16,409							
48133PDZ3	JPMorgan Chase Financial Company LLC 5.000% 02/29/2024	1,309											
742651DW9	PEFCO 3.250% 06/15/2025					3,088						3,088	
89236TKG9	Toyota Motor Credit Corporation 4.400% 09/20/2024		7,590						9,305				
90331HPL1	U.S. Bank National Association 2.050% 01/21/2025						3,075						16,401
9128282R0	UST 2.250% 08/15/2027	3,375						3,375					
9128283F5	UST 2.250% 11/15/2027				3,375						3,375		
9128285C0	UST 3.000% 09/30/2025		4,500						4,500				
9128286F2	UST 2.500% 02/28/2026	3,750						3,750					
9128286L9	UST 2.250% 03/31/2026		3,375						3,375				
9128286S4	UST 2.375% 04/30/2026			3,563						3,563			
9128286X3	UST 2.125% 05/31/2026				3,188						3,188		
9128287B0	UST 1.875% 06/30/2026					3,516						3,516	
912828D56	UST 2.375% 08/15/2024	3,147						11,335					
912828J27	UST 2.000% 02/15/2025	2,000						2,000					
912828U24	UST 2.000% 11/15/2026				3,000						3,000		
912828X88	UST 2.375% 05/15/2027				4,156						4,156		

Champaign County Trust and Agency
PROJECTED INCOME SCHEDULE
 As of January 31, 2024



CUSIP	SECURITY DESCRIPTION	Feb 2024	Mar 2024	Apr 2024	May 2024	Jun 2024	Jul 2024	Aug 2024	Sep 2024	Oct 2024	Nov 2024	Dec 2024	Jan 2025
912828XT2	UNITED STATES TREASURY 2.00% 05/31/2024				19,204								
912828Y95	UST 1.875% 07/31/2026						2,672						2,672
912828YQ7	UST 1.625% 10/31/2026			3,047						3,047			
91282CED9	UST 1.750% 03/15/2025		2,494						2,494				
91282CEK3	UST 2.500% 04/30/2024			13,658									
91282CEN7	UST 2.750% 04/30/2027			4,813						4,813			
91282CEQ0	UST 2.750% 05/15/2025				4,125						4,125		
91282CET4	UST 2.625% 05/31/2027				5,906						5,906		
91282CEU1	UST 2.875% 06/15/2025					4,672						4,672	
91282CEW7	UST 3.250% 06/30/2027					4,875						4,875	
91282CFB2	UST 2.750% 07/31/2027						5,500						5,500
91282CFE6	UST 3.125% 08/15/2025	5,078						5,078					
91282CFH9	UST 3.125% 08/31/2027	4,688						4,688					
91282CFK2	UST 3.500% 09/15/2025		5,250						5,250				
91282CFQ9	UST 4.375% 10/31/2024			7,109						6,805			
TOTAL		58,353	50,035	53,646	49,754	52,221	44,712	59,936	44,794	43,198	31,063	34,350	42,149

POSITION STATEMENT

As of January 31, 2024



CUSIP	Security Description	Trade Date/ Settlement Date	Par Value	Principal Cost/ Purchased Interest	Total Cost	Yield at Cost	Maturity/ Duration	Market Price/ Market Value	Unrealized Gain/ (Loss)	% of Assets	Moody's/ S&P Rating
Cash and Cash Equivalents											
31846V567	First American Funds, Inc.	1/31/2024 1/31/2024	\$76,060.46	\$76,060.46	\$76,060.46	5.21%	0.003 0.003	\$1.00 \$76,060.46	\$0.00	0.42%	AAAm
SubTotal			\$76,060.46	\$76,060.46	\$76,060.46	5.21%		\$76,060.46	\$0.00	0.42%	
Agency Bond											
3130AUPN8	FHLB 4.850% 02/15/2024	1/26/2023 1/27/2023	\$270,000.00	\$270,164.43	\$270,164.43	4.79%	0.041 0.042	\$99.96 \$269,886.60	(\$277.83)	1.49%	Aaa AA+
3130AB3H7	FHLB 2.375% 03/08/2024	1/30/2023 1/31/2023	\$275,000.00	\$267,699.58	\$267,699.58	4.87%	0.101 0.106	\$99.69 \$274,139.25	\$6,439.67	1.51%	Aaa AA+
3130AT3H8	FHLB 3.375% 03/08/2024	10/31/2023 11/1/2023	\$115,000.00	\$114,146.47 \$571.41	\$114,717.88	5.49%	0.101 0.106	\$99.79 \$114,757.35	\$610.88	0.63%	Aaa AA+
3134GXJJ4	FMCC 0.320% 06/28/2024	1/30/2023 1/31/2023	\$265,000.00	\$249,015.20	\$249,015.20	4.80%	0.408 0.411	\$97.96 \$259,580.75	\$10,565.55	1.43%	Aaa AA+
3130ASME6	FHLB 3.000% 07/08/2024	10/3/2023 10/4/2023	\$470,000.00	\$461,161.65	\$461,161.65	5.55%	0.436 0.439	\$99.02 \$465,408.10	\$4,246.45	2.57%	Aaa AA+
3130AXFB9	FHLB 5.500% 08/26/2024	10/30/2023 10/31/2023	\$200,000.00	\$200,043.80 \$855.56	\$200,899.36	5.47%	0.570 0.562	\$100.15 \$200,300.00	\$256.20	1.11%	Aaa AA+
3130ARGH8	FHLB 3.000% 10/11/2024	10/16/2023 10/17/2023	\$150,000.00	\$146,485.50 \$75.00	\$146,560.50	5.48%	0.696 0.690	\$98.56 \$147,832.50	\$1,347.00	0.82%	Aaa AA+
3133EN6N5	FFCB 4.250% 11/20/2024	1/25/2023 1/26/2023	\$320,000.00	\$319,486.72	\$319,486.72	4.35%	0.805 0.795	\$99.41 \$318,124.80	(\$1,361.92)	1.76%	Aaa AA+
3130ATUR6	FHLB 4.625% 12/13/2024	1/25/2023 1/26/2023	\$320,000.00	\$321,462.30	\$321,462.30	4.36%	0.868 0.858	\$99.75 \$319,193.60	(\$2,268.70)	1.76%	Aaa AA+
3133ENPY0	FFCB 1.75% 02/25/2025	12/28/2023 12/29/2023	\$85,000.00	\$82,155.05 \$512.36	\$82,667.41	4.76%	1.071 1.056	\$96.95 \$82,403.25	\$248.20	0.45%	Aaa AA+
3133EMUP5	FFCB 0.710% 04/01/2025	1/23/2023 1/24/2023	\$200,000.00	\$184,700.00	\$184,700.00	4.42%	1.167 1.164	\$95.35 \$190,700.00	\$6,000.00	1.05%	Aaa AA+
3130ARMW8	FHLB 2.850% 04/28/2025	1/30/2023 1/31/2023	\$350,000.00	\$338,026.50	\$338,026.50	4.47%	1.241 1.223	\$97.55 \$341,440.75	\$3,414.25	1.88%	Aaa AA+
742651DW9	PEFCO 3.250% 06/15/2025	1/20/2023 1/23/2023	\$190,000.00	\$185,390.60	\$185,390.60	4.33%	1.373 1.351	\$98.14 \$186,458.40	\$1,067.80	1.03%	Aaa AA+
3130AYQH2	FHLB 4.500% 07/30/2025	1/26/2024 1/30/2024	\$325,000.00	\$324,836.53	\$324,836.53	4.54%	1.496 1.467	\$100.10 \$325,325.00	\$488.47	1.80%	Aaa AA+

POSITION STATEMENT

As of January 31, 2024



CUSIP	Security Description	Trade Date/ Settlement Date	Par Value	Principal Cost/ Purchased Interest	Total Cost	Yield at Cost	Maturity/ Duration	Market Price/ Market Value	Unrealized Gain/ (Loss)	% of Assets	Moody's/ S&P Rating
3130APGQ2	FHLB 0.875% 10/21/2025	1/30/2023 1/31/2023	\$395,000.00	\$360,342.70	\$360,342.70	4.33%	1.723 1.711	\$94.03 \$371,402.70	\$11,060.00	2.05%	Aaa AA+
3130ATUC9	FHLB 4.500% 12/12/2025	1/24/2023 1/25/2023	\$330,000.00	\$334,765.20	\$334,765.20	3.96%	1.866 1.802	\$100.13 \$330,422.74	(\$4,342.46)	1.82%	Aaa AA+
3130ALVL5	FHLB 0.910% 12/30/2025	1/23/2023 1/24/2023	\$450,000.00	\$409,248.00	\$409,248.00	4.22%	1.915 1.898	\$93.55 \$420,984.00	\$11,736.00	2.32%	Aaa AA+
3133ENMH0	FFCB 1.600% 01/27/2026	1/23/2023 1/24/2023	\$158,000.00	\$146,086.80	\$146,086.80	4.30%	1.992 1.967	\$94.54 \$149,373.20	\$3,286.40	0.82%	Aaa AA+
3133EN7J3	FFCB 3.875% 02/02/2026	1/24/2023 2/2/2023	\$450,000.00	\$448,712.10	\$448,712.10	3.98%	2.008 1.912	\$98.97 \$445,348.80	(\$3,363.30)	2.46%	Aaa AA+
3130ANQB9	FHLB 0.850% 08/26/2026	1/30/2023 1/31/2023	\$195,000.00	\$176,215.65	\$176,215.65	4.26%	2.570 2.528	\$93.17 \$181,671.75	\$5,456.10	1.00%	Aaa AA+
3130ANX39	FHLBANKS 0.50% 09/30/2026	1/30/2023 1/31/2023	\$195,000.00	\$174,950.10	\$174,950.10	4.24%	2.666 2.623	\$92.44 \$180,263.85	\$5,313.75	1.00%	Aaa AA+
3133EN7A2	FFCB 3.625% 10/26/2026	1/20/2023 1/26/2023	\$400,000.00	\$397,864.00	\$397,864.00	3.78%	2.737 2.607	\$98.74 \$394,960.00	(\$2,904.00)	2.18%	Aaa AA+
3130ATVE4	FHLB 4.500% 12/11/2026	1/30/2023 1/31/2023	\$215,000.00	\$219,549.40	\$219,549.40	3.90%	2.863 2.704	\$100.85 \$216,827.29	(\$2,722.11)	1.20%	Aaa AA+
3130AQRH8	FHLB 2.000% 02/25/2027	1/25/2023 1/26/2023	\$575,000.00	\$531,771.50	\$531,771.50	4.02%	3.071 2.962	\$93.44 \$537,251.25	\$5,479.75	2.97%	Aaa AA+
3130AQZL0	FHLB 2.200% 03/04/2027	1/30/2023 1/31/2023	\$285,000.00	\$264,589.73	\$264,589.73	4.12%	3.090 2.977	\$93.93 \$267,709.05	\$3,119.32	1.48%	Aaa AA+
3133EN6V7	FFCB 3.625% 04/26/2027	1/20/2023 1/26/2023	\$250,000.00	\$249,200.00	\$249,200.00	3.71%	3.236 3.055	\$98.61 \$246,517.50	(\$2,682.50)	1.36%	Aaa AA+
3133EN5N6	FFCB 4.000% 01/06/2028	1/26/2023 1/30/2023	\$450,000.00	\$457,229.70	\$457,229.70	3.64%	3.934 3.668	\$99.79 \$449,049.60	(\$8,180.10)	2.48%	Aaa AA+
SubTotal			\$7,883,000.00	\$7,635,299.21 \$2,014.33	\$7,637,313.54	4.38%		\$7,687,332.08	\$52,032.87	42.43%	
Corporate Bond											
48133PDZ3	JPMorgan Chase Financial Company LLC 5.000% 02/29/2024	1/26/2023 1/31/2023	\$325,000.00	\$325,000.00	\$325,000.00	4.99%	0.079 0.079	\$99.57 \$323,589.50	(\$1,410.50)	1.79%	A1 A-
89236TKG9	Toyota Motor Credit Corporation 4.400% 09/20/2024	1/30/2023 2/1/2023	\$345,000.00	\$343,285.35	\$343,285.35	4.72%	0.638 0.628	\$99.45 \$343,088.70	(\$196.65)	1.89%	A1 A+

POSITION STATEMENT

As of January 31, 2024



CUSIP	Security Description	Trade Date/ Settlement Date	Par Value	Principal Cost/ Purchased Interest	Total Cost	Yield at Cost	Maturity/ Duration	Market Price/ Market Value	Unrealized Gain/ (Loss)	% of Assets	Moody's/ S&P Rating
90331HPL1	U.S. Bank National Association 2.050% 01/21/2025	1/30/2023 2/1/2023	\$300,000.00	\$286,674.00	\$286,674.00	4.43%	0.975 0.970	\$97.12 \$291,354.00	\$4,680.00	1.61%	A2 A+
14913R2Z9	Caterpillar Financial Services Corporation 3.650% 08/12/2025	1/30/2023 2/1/2023	\$450,000.00	\$441,000.00	\$441,000.00	4.49%	1.532 1.480	\$98.55 \$443,466.00	\$2,466.00	2.45%	A2 A
24422EWJ4	John Deere Capital Corporation 4.050% 09/08/2025	1/30/2023 2/1/2023	\$385,000.00	\$381,257.80	\$381,257.80	4.45%	1.605 1.546	\$99.15 \$381,727.50	\$469.70	2.11%	A2 A
SubTotal			\$1,805,000.00	\$1,777,217.15	\$1,777,217.15	4.62%		\$1,783,225.70	\$6,008.55	9.84%	
U.S. Discount Note											
313384H28	FHLB 09/24/2024	10/30/2023 10/30/2023	\$135,000.00	\$128,595.94	\$128,595.94	5.43%	0.649 0.661	\$96.74 \$130,592.93	\$1,996.99	0.72%	Aaa AA+
SubTotal			\$135,000.00	\$128,595.94	\$128,595.94	5.43%		\$130,592.93	\$1,996.99	0.72%	
U.S. Treasury Bond											
91282CEK3	UST 2.500% 04/30/2024	1/30/2023 1/31/2023	\$350,000.00	\$340,716.80	\$340,716.80	4.71%	0.247 0.250	\$99.30 \$347,555.96	\$6,839.16	1.92%	Aaa AA+
912828D56	UST 2.375% 08/15/2024	1/24/2023 1/25/2023	\$265,000.00	\$256,811.91	\$256,811.91	4.45%	0.540 0.538	\$98.55 \$261,159.09	\$4,347.18	1.44%	Aaa AA+
912828J27	UST 2.000% 02/15/2025	1/30/2023 1/31/2023	\$200,000.00	\$191,312.50	\$191,312.50	4.24%	1.044 1.028	\$97.22 \$194,445.40	\$3,132.90	1.07%	Aaa AA+
91282CEQ0	UST 2.750% 05/15/2025	12/28/2023 12/29/2023	\$300,000.00	\$292,734.38 \$997.25	\$293,731.63	4.58%	1.288 1.271	\$97.79 \$293,370.30	\$635.92	1.62%	Aaa AA+
9128286F2	UST 2.500% 02/28/2026	1/23/2023 1/24/2023	\$300,000.00	\$288,011.72	\$288,011.72	3.88%	2.079 2.020	\$96.64 \$289,921.80	\$1,910.08	1.60%	Aaa AA+
9128286L9	UST 2.250% 03/31/2026	1/23/2023 1/24/2023	\$300,000.00	\$285,925.78	\$285,925.78	3.83%	2.164 2.110	\$96.08 \$288,234.30	\$2,308.52	1.59%	Aaa AA+
9128286S4	UST 2.375% 04/30/2026	1/23/2023 1/24/2023	\$300,000.00	\$286,816.41	\$286,816.41	3.82%	2.247 2.190	\$96.24 \$288,726.60	\$1,910.19	1.59%	Aaa AA+
9128286X3	UST 2.125% 05/31/2026	1/20/2023 1/23/2023	\$300,000.00	\$284,753.91	\$284,753.91	3.75%	2.332 2.280	\$95.61 \$286,828.20	\$2,074.29	1.58%	Aaa AA+
9128287B0	UST 1.875% 06/30/2026	1/23/2023 1/24/2023	\$375,000.00	\$352,280.27	\$352,280.27	3.77%	2.414 2.370	\$95.02 \$356,337.75	\$4,057.48	1.97%	Aaa AA+

POSITION STATEMENT

As of January 31, 2024



CUSIP	Security Description	Trade Date/ Settlement Date	Par Value	Principal Cost/ Purchased Interest	Total Cost	Yield at Cost	Maturity/ Duration	Market Price/ Market Value	Unrealized Gain/ (Loss)	% of Assets	Moody's/ S&P Rating
912828Y95	UST 1.875% 07/31/2026	1/30/2023 1/31/2023	\$285,000.00	\$266,831.25	\$266,831.25	3.84%	2.499 2.431	\$94.74 \$270,015.84	\$3,184.59	1.49%	Aaa AA+
9128283F5	UST 2.250% 11/15/2027	1/20/2023 1/23/2023	\$300,000.00	\$282,398.44	\$282,398.44	3.59%	3.792 3.632	\$94.11 \$282,328.20	(\$70.24)	1.56%	Aaa AA+
SubTotal			\$3,275,000.00	\$3,128,593.37 \$997.25	\$3,129,590.62	4.04%		\$3,158,923.44	\$30,330.07	17.44%	
U.S. Treasury Note											
912828XT2	UNITED STATES TREASURY 2.00% 05/31/2024	6/29/2023 6/30/2023	\$470,000.00	\$455,496.09	\$455,496.09	5.49%	0.332 0.333	\$98.92 \$464,932.46	\$9,436.37	2.57%	Aaa AA+
91282CFQ9	UST 4.375% 10/31/2024	1/24/2023 1/25/2023	\$325,000.00	\$325,304.68	\$325,304.68	4.32%	0.751 0.739	\$99.59 \$323,666.85	(\$1,637.83)	1.79%	Aaa AA+
91282CED9	UST 1.750% 03/15/2025	1/30/2023 1/31/2023	\$200,000.00	\$190,171.88	\$190,171.88	4.20%	1.121 1.110	\$96.86 \$193,711.00	\$3,539.12	1.07%	Aaa AA+
91282CED9	UST 1.750% 03/15/2025	12/28/2023 12/29/2023	\$85,000.00	\$82,091.40 \$429.08	\$82,520.48	4.69%	1.121 1.110	\$96.86 \$82,327.18	\$235.78	0.45%	Aaa AA+
91282CEU1	UST 2.875% 06/15/2025	1/26/2024 1/30/2024	\$325,000.00	\$317,700.20 \$1,174.35	\$318,874.55	4.58%	1.373 1.353	\$97.88 \$318,093.75	\$393.55	1.76%	Aaa AA+
91282CFE6	UST 3.125% 08/15/2025	1/20/2023 1/23/2023	\$325,000.00	\$318,525.39	\$318,525.39	3.95%	1.540 1.497	\$98.10 \$318,817.53	\$292.14	1.76%	Aaa AA+
91282CFK2	UST 3.500% 09/15/2025	1/20/2023 1/23/2023	\$300,000.00	\$296,882.81	\$296,882.81	3.92%	1.625 1.572	\$98.63 \$295,886.70	(\$996.11)	1.63%	Aaa AA+
9128285C0	UST 3.000% 09/30/2025	1/20/2023 1/23/2023	\$300,000.00	\$293,074.22	\$293,074.22	3.91%	1.666 1.622	\$97.85 \$293,543.10	\$468.88	1.62%	Aaa AA+
912828YQ7	UST 1.625% 10/31/2026	1/23/2023 1/24/2023	\$375,000.00	\$347,153.31	\$347,153.31	3.76%	2.751 2.687	\$93.77 \$351,621.00	\$4,467.69	1.94%	Aaa AA+
912828U24	UST 2.000% 11/15/2026	1/20/2023 1/23/2023	\$300,000.00	\$282,128.91	\$282,128.91	3.69%	2.792 2.715	\$94.67 \$284,015.70	\$1,886.79	1.57%	Aaa AA+
91282CEN7	UST 2.750% 04/30/2027	1/20/2023 1/23/2023	\$350,000.00	\$337,791.01	\$337,791.01	3.64%	3.247 3.107	\$96.27 \$336,956.90	(\$834.11)	1.86%	Aaa AA+
912828X88	UST 2.375% 05/15/2027	1/20/2023 1/23/2023	\$350,000.00	\$332,527.34	\$332,527.34	3.64%	3.288 3.166	\$95.10 \$332,852.45	\$325.11	1.84%	Aaa AA+
91282CET4	UST 2.625% 05/31/2027	1/20/2023 1/23/2023	\$450,000.00	\$432,000.00	\$432,000.00	3.63%	3.332 3.196	\$95.81 \$431,156.25	(\$843.75)	2.38%	Aaa AA+
91282CEW7	UST 3.250% 06/30/2027	1/20/2023 1/23/2023	\$300,000.00	\$295,417.97	\$295,417.97	3.63%	3.414 3.251	\$97.76 \$293,273.40	(\$2,144.57)	1.62%	Aaa AA+

POSITION STATEMENT

As of January 31, 2024



CUSIP	Security Description	Trade Date/ Settlement Date	Par Value	Principal Cost/ Purchased Interest	Total Cost	Yield at Cost	Maturity/ Duration	Market Price/ Market Value	Unrealized Gain/ (Loss)	% of Assets	Moody's/ S&P Rating
91282CFB2	UST 2.750% 07/31/2027	1/20/2023 1/23/2023	\$400,000.00	\$385,796.87	\$385,796.87	3.61%	3.499 3.312	\$96.07 \$384,281.20	(\$1,515.67)	2.12%	Aaa AA+
9128282R0	UST 2.250% 08/15/2027	1/20/2023 1/23/2023	\$300,000.00	\$283,136.72	\$283,136.72	3.60%	3.540 3.385	\$94.41 \$283,242.30	\$105.58	1.56%	Aaa AA+
91282CFH9	UST 3.125% 08/31/2027	1/20/2023 1/23/2023	\$300,000.00	\$294,117.19	\$294,117.19	3.59%	3.584 3.369	\$97.23 \$291,703.20	(\$2,413.99)	1.61%	Aaa AA+
SubTotal			\$5,455,000.00	\$5,269,315.99 \$1,603.43	\$5,270,919.42	3.98%		\$5,280,080.97	\$10,764.98	29.15%	
Grand Total			\$18,629,060.46	\$18,015,082.12 \$4,615.01	\$18,019,697.13	4.24%		\$18,116,215.58	\$101,133.46	100.00%	

TRANSACTION STATEMENT

As of January 31, 2024



Transaction Type	Trade Date	Settlement Date	CUSIP	Security Description	Par Value	Principal Amount	Purchased Interest	Total Cost	Yield at Cost
Purchase									
Purchase	1/26/2024	1/30/2024	91282CEU1	UST 2.875% 06/15/2025	325,000.00	317,700.20	1,174.35	318,874.55	4.58%
Purchase	1/26/2024	1/30/2024	3130AYQH2	FHLB 4.500% 07/30/2025	325,000.00	324,836.53		324,836.53	4.54%
Total					650,000.00	642,536.73	1,174.35	643,711.08	

Transaction Type	Trade Date	Settlement Date	CUSIP	Security Description	Par Value	Principal Cost	Total Proceeds	Realized Gain/Loss
Maturity								
Maturity	1/17/2024	1/17/2024	3130AULC6	FHLB 4.750% 01/17/2024	335,000.00	334,698.50	335,000.00	301.50
Maturity	1/22/2024	1/22/2024	62479LAN5	MUFG Bank, Ltd. 01/22/2024	275,000.00	267,245.00	275,000.00	7,755.00
Maturity	1/30/2024	1/30/2024	3130AUQC1	FHLB 4.875% 01/30/2024	45,000.00	45,024.21	45,000.00	(24.21)
Total					655,000.00	646,967.71	655,000.00	8,032.29

TRANSACTION STATEMENT

As of January 31, 2024

Transaction Type	Payment Date	Settlement Date	CUSIP	Security Description	Interest Received
Interest/Dividends					
Interest/Dividends	1/2/2024	1/2/2024	9128287B0	UST 1.875% 06/30/2026	3,515.63
Interest/Dividends	1/2/2024	1/2/2024	91282CEW7	UST 3.250% 06/30/2027	4,875.00
Interest/Dividends	1/2/2024	1/2/2024	31846V567	First American Funds, Inc.	1,993.02
Interest/Dividends	1/8/2024	1/8/2024	3130ASME6	FHLB 3.000% 07/08/2024	7,050.00
Interest/Dividends	1/8/2024	1/8/2024	3133EN5N6	FFCB 4.000% 01/06/2028	9,000.00
Interest/Dividends	1/17/2024	1/17/2024	3130AULC6	FHLB 4.750% 01/17/2024	7,956.25
Interest/Dividends	1/22/2024	1/22/2024	90331HPL1	U.S. Bank National Association 2.050% 01/21/2025	3,075.00
Interest/Dividends	1/29/2024	1/29/2024	3133ENMH0	FFCB 1.600% 01/27/2026	1,264.00
Interest/Dividends	1/30/2024	1/30/2024	3130AUQC1	FHLB 4.875% 01/30/2024	1,096.88
Interest/Dividends	1/31/2024	1/31/2024	912828Y95	UST 1.875% 07/31/2026	2,671.88
Interest/Dividends	1/31/2024	1/31/2024	91282CFB2	UST 2.750% 07/31/2027	5,500.00
Interest/Dividends	1/31/2024	1/31/2024	48133PDZ3	JPMorgan Chase Financial Company LLC 5.000% 02/29/2024	8,125.00
Total					56,122.66

TRANSACTION STATEMENT

As of January 31, 2024



Transaction Type	Trade Date	Settlement Date	Transaction Description	Amount
Custodian Fee				
Custodian Fee	1/26/2024	1/26/2024	Cash Out	(153.71)
Total				(153.71)
Management Fee				
Management Fee	1/17/2024	1/17/2024	Cash Out	(1,280.90)
Total				(1,280.90)
Withdrawal				
Withdrawal	1/2/2024	1/2/2024	Cash Out	(456,332.00)
Total				(456,332.00)

STATEMENT DISCLOSURE

As of January 31, 2024



Meeder provides monthly statements for its investment management clients to provide information about the investment portfolio. The information should not be used for audit or confirmation purposes. Please review your custodial statements and report any inaccuracies or discrepancies.

Certain information and data has been supplied by unaffiliated third parties. Although Meeder believes the information is reliable, it cannot warrant the accuracy of information offered by third parties. Market value may reflect prices received from pricing vendors when current market quotations are not available. Prices may not reflect firm bids or offers and may differ from the value at which the security can be sold.

Statements may include positions from unmanaged accounts provided for reporting purposes. Unmanaged accounts are managed directly by the client and are not included in the accounts managed by the investment adviser. This information is provided as a client convenience and the investment adviser assumes no responsibility for performance of these accounts or the accuracy of the data reported.

Investing involves risk. Past performance is no guarantee of future results. Debt and fixed income securities are subject to credit and interest rate risk. The investment return and principal value of an investment will fluctuate so that an investors shares, when redeemed, may be worth more or less than their original cost. Current performance may be lower or higher than the performance data quoted.

Meeder Investment Management is the global brand for the Meeder group of affiliated companies. Investment advisory services are provided through Meeder Public Funds, Inc. Please contact us if you would like to receive a copy of our current ADV disclosure brochure or privacy policy.



M E E D E R
PUBLIC FUNDS



Champaign County Combined Highway

Monthly Investment Report
January 31, 2024

Your Investment Representative:

Scott Gruber

(614) 923-1152

sgruber@meederinvestment.com

For questions about your account please contact your investment representative or contact publicfundsoperations@meederinvestment.com

Dublin, Ohio | Lansing, Michigan | Long Beach, California | Austin, Texas | 866-633-3371 | www.meederpublicfunds.com

PORTFOLIO SUMMARY

As of January 31, 2024



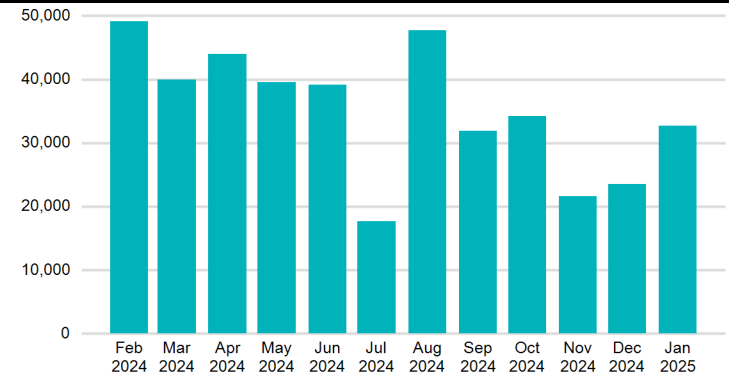
MONTHLY RECONCILIATION

Beginning Book Value	16,414,200.50
Contributions	
Withdrawals	(1,986,727.00)
Prior Month Management Fees	(1,141.80)
Prior Month Custodian Fees	(136.91)
Realized Gains/Losses	7,966.50
Gross Interest Earnings	47,335.90
Ending Book Value	14,481,497.19

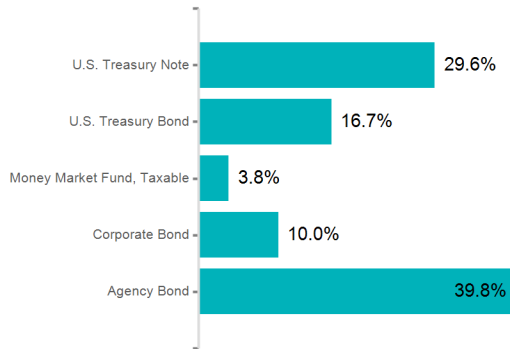
PORTFOLIO CHARACTERISTICS

Portfolio Yield to Maturity	4.16%
Portfolio Effective Duration	1.87 yrs
Weighted Average Maturity	1.94 yrs

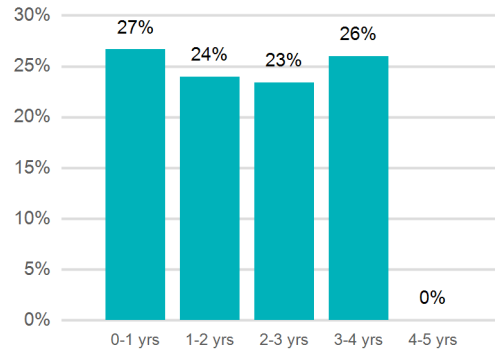
PROJECTED MONTHLY INCOME SCHEDULE



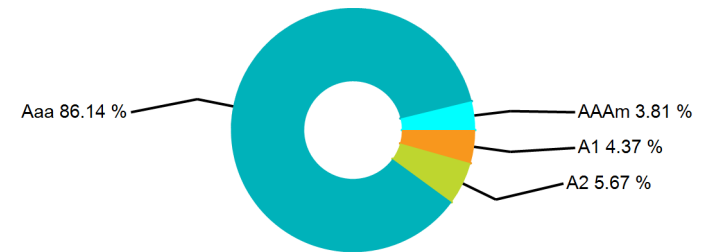
SECTOR ALLOCATION



MATURITY DISTRIBUTION



CREDIT QUALITY



Champaign County Combined Highway
PROJECTED INCOME SCHEDULE
 As of January 31, 2024



CUSIP	SECURITY DESCRIPTION	Feb 2024	Mar 2024	Apr 2024	May 2024	Jun 2024	Jul 2024	Aug 2024	Sep 2024	Oct 2024	Nov 2024	Dec 2024	Jan 2025
14913R2Z9	Caterpillar Financial Services Corporation 3.650% 08/12/2025	5,749						5,749					
24422EWJ4	John Deere Capital Corporation 4.050% 09/08/2025		5,569						5,569				
3130AB3H7	FHLB 2.375% 03/08/2024		9,221										
3130ALVL5	FHLB 0.910% 12/30/2025		1,433						1,433				
3130ANQB9	FHLB 0.850% 08/26/2026	744						744					
3130ANX39	FHLBANKS 0.50% 09/30/2026		438						438				
3130ANYR5	FHLB 0.950% 09/30/2026		238						238				
3130APGQ2	FHLB 0.875% 10/21/2025			1,553						1,553			
3130AQRH8	FHLB 2.000% 02/25/2027	4,050						4,050					
3130AQZL0	FHLB 2.200% 03/04/2027		3,630						3,630				
3130ARMW8	FHLB 2.850% 04/28/2025			5,914						5,914			
3130ATUC9	FHLB 4.500% 12/12/2025					5,063						5,063	
3130ATUR6	FHLB 4.625% 12/13/2024					5,203						4,175	
3130ATVE4	FHLB 4.500% 12/11/2026					4,500						4,500	
3130AUPN8	FHLB 4.850% 02/15/2024	7,565											
3133EMNF5	FFCB 0.375% 01/15/2025						98						3,949
3133EMUP5	FFCB 0.710% 04/01/2025			1,331						1,331			
3133EN5N6	FFCB 4.000% 01/06/2028						6,300						6,300
3133EN6N5	FFCB 4.250% 11/20/2024				4,781						5,142		
3133EN6V7	FFCB 3.625% 04/26/2027			6,797						6,797			
3133EN7A2	FFCB 3.625% 10/26/2026			5,438						5,438			
3133EN7J3	FFCB 3.875% 02/02/2026	6,103						6,103					
3133ENMH0	FFCB 1.600% 01/27/2026						1,480						1,480

Champaign County Combined Highway

PROJECTED INCOME SCHEDULE

As of January 31, 2024



CUSIP	SECURITY DESCRIPTION	Feb 2024	Mar 2024	Apr 2024	May 2024	Jun 2024	Jul 2024	Aug 2024	Sep 2024	Oct 2024	Nov 2024	Dec 2024	Jan 2025
3134GXJJ4	FMCC 0.320% 06/28/2024					14,551							
48133PDZ3	JPMorgan Chase Financial Company LLC 5.000% 02/29/2024	1,611											
742651DW9	PEFCO 3.250% 06/15/2025					2,763						2,763	
89236TKG9	Toyota Motor Credit Corporation 4.400% 09/20/2024		5,280						6,473				
90331HPL1	U.S. Bank National Association 2.050% 01/21/2025						2,563						13,668
9128282R0	UST 2.250% 08/15/2027	4,500						4,500					
9128283F5	UST 2.250% 11/15/2027				3,375						3,375		
9128285C0	UST 3.000% 09/30/2025		4,500						4,500				
9128286F2	UST 2.500% 02/28/2026	4,063						4,063					
9128286L9	UST 2.250% 03/31/2026		3,656						3,656				
9128286S4	UST 2.375% 04/30/2026			2,969						2,969			
9128286X3	UST 2.125% 05/31/2026				2,656						2,656		
9128287B0	UST 1.875% 06/30/2026					2,344						2,344	
912828D56	UST 2.375% 08/15/2024	2,969						10,693					
912828U24	UST 2.000% 11/15/2026				3,500						3,500		
912828X88	UST 2.375% 05/15/2027				2,969						2,969		
912828XT2	UNITED STATES TREASURY 2.00% 05/31/2024				18,387								
912828Y95	UST 1.875% 07/31/2026						3,141						3,141
912828YQ7	UST 1.625% 10/31/2026			2,031						2,031			
91282CEK3	UST 2.500% 04/30/2024			9,561									
91282CEN7	UST 2.750% 04/30/2027			3,438						3,438			
91282CET4	UST 2.625% 05/31/2027				3,938						3,938		

Champaign County Combined Highway

PROJECTED INCOME SCHEDULE

As of January 31, 2024



CUSIP	SECURITY DESCRIPTION	Feb 2024	Mar 2024	Apr 2024	May 2024	Jun 2024	Jul 2024	Aug 2024	Sep 2024	Oct 2024	Nov 2024	Dec 2024	Jan 2025
91282CEW7	UST 3.250% 06/30/2027					4,713						4,713	
91282CFB2	UST 2.750% 07/31/2027						4,125						4,125
91282CFE6	UST 3.125% 08/15/2025	5,078						5,078					
91282CFH9	UST 3.125% 08/31/2027	6,719						6,719					
91282CFK2	UST 3.500% 09/15/2025		5,950						5,950				
91282CFQ9	UST 4.375% 10/31/2024			4,922						4,711			
TOTAL		49,150	39,915	43,953	39,605	39,136	17,706	47,698	31,886	34,181	21,580	23,556	32,662

Champaign County Combined Highway

POSITION STATEMENT

As of January 31, 2024



CUSIP	Security Description	Trade Date/ Settlement Date	Par Value	Principal Cost/ Purchased Interest	Total Cost	Yield at Cost	Maturity/ Duration	Market Price/ Market Value	Unrealized Gain/ (Loss)	% of Assets	Moody's/ S&P Rating
Cash and Cash Equivalents											
31846V567	First American Funds, Inc.	1/31/2024 1/31/2024	\$555,167.91	\$555,167.91	\$555,167.91	5.21%	0.003 0.003	\$1.00 \$555,167.91	\$0.00	3.81%	AAAm
SubTotal			\$555,167.91	\$555,167.91	\$555,167.91	5.21%		\$555,167.91	\$0.00	3.81%	
Agency Bond											
3130AUPN8	FHLB 4.850% 02/15/2024	1/26/2023 1/27/2023	\$320,000.00	\$320,194.88	\$320,194.88	4.79%	0.041 0.042	\$99.96 \$319,865.60	(\$329.28)	2.20%	Aaa AA+
3130AB3H7	FHLB 2.375% 03/08/2024	1/30/2023 1/31/2023	\$240,000.00	\$233,628.72	\$233,628.72	4.87%	0.101 0.106	\$99.69 \$239,248.80	\$5,620.08	1.64%	Aaa AA+
3134GXJJ4	FMCC 0.320% 06/28/2024	1/30/2023 1/31/2023	\$235,000.00	\$220,824.80	\$220,824.80	4.80%	0.408 0.411	\$97.96 \$230,194.25	\$9,369.45	1.58%	Aaa AA+
3133EN6N5	FFCB 4.250% 11/20/2024	1/25/2023 1/26/2023	\$225,000.00	\$224,639.10	\$224,639.10	4.35%	0.805 0.795	\$99.41 \$223,681.50	(\$957.60)	1.54%	Aaa AA+
3130ATUR6	FHLB 4.625% 12/13/2024	1/25/2023 1/26/2023	\$225,000.00	\$226,028.18	\$226,028.18	4.36%	0.868 0.858	\$99.75 \$224,433.00	(\$1,595.18)	1.54%	Aaa AA+
3133EMNF5	FFCB 0.375% 01/15/2025	1/25/2023 1/26/2023	\$52,000.00	\$48,148.88	\$48,148.88	4.37%	0.959 0.957	\$95.87 \$49,851.88	\$1,703.00	0.34%	Aaa AA+
3133EMUP5	FFCB 0.710% 04/01/2025	1/23/2023 1/24/2023	\$375,000.00	\$346,312.50	\$346,312.50	4.42%	1.167 1.164	\$95.35 \$357,562.50	\$11,250.00	2.45%	Aaa AA+
3130ARMW8	FHLB 2.850% 04/28/2025	1/30/2023 1/31/2023	\$415,000.00	\$400,802.85	\$400,802.85	4.47%	1.241 1.223	\$97.55 \$404,851.18	\$4,048.33	2.78%	Aaa AA+
742651DW9	PEFCO 3.250% 06/15/2025	1/20/2023 1/23/2023	\$170,000.00	\$165,875.80	\$165,875.80	4.33%	1.373 1.351	\$98.14 \$166,831.20	\$955.40	1.15%	Aaa AA+
3130APGQ2	FHLB 0.875% 10/21/2025	1/30/2023 1/31/2023	\$355,000.00	\$323,852.30	\$323,852.30	4.33%	1.723 1.711	\$94.03 \$333,792.30	\$9,940.00	2.29%	Aaa AA+
3130ATUC9	FHLB 4.500% 12/12/2025	1/24/2023 1/25/2023	\$225,000.00	\$228,249.00	\$228,249.00	3.96%	1.866 1.802	\$100.13 \$225,288.23	(\$2,960.77)	1.55%	Aaa AA+
3130ALVL5	FHLB 0.910% 12/30/2025	1/23/2023 1/24/2023	\$315,000.00	\$286,473.60	\$286,473.60	4.22%	1.915 1.898	\$93.55 \$294,688.80	\$8,215.20	2.02%	Aaa AA+
3133ENMH0	FFCB 1.600% 01/27/2026	1/23/2023 1/24/2023	\$185,000.00	\$171,051.00	\$171,051.00	4.30%	1.992 1.967	\$94.54 \$174,899.00	\$3,848.00	1.20%	Aaa AA+
3133EN7J3	FFCB 3.875% 02/02/2026	1/24/2023 2/2/2023	\$315,000.00	\$314,098.47	\$314,098.47	3.98%	2.008 1.912	\$98.97 \$311,744.16	(\$2,354.31)	2.14%	Aaa AA+

Champaign County Combined Highway

POSITION STATEMENT

As of January 31, 2024



CUSIP	Security Description	Trade Date/ Settlement Date	Par Value	Principal Cost/ Purchased Interest	Total Cost	Yield at Cost	Maturity/ Duration	Market Price/ Market Value	Unrealized Gain/ (Loss)	% of Assets	Moody's/ S&P Rating
3130ANQB9	FHLB 0.850% 08/26/2026	1/30/2023 1/31/2023	\$175,000.00	\$158,142.25	\$158,142.25	4.26%	2.570 2.528	\$93.17 \$163,038.75	\$4,896.50	1.12%	Aaa AA+
3130ANX39	FHLBANKS 0.50% 09/30/2026	1/30/2023 1/31/2023	\$175,000.00	\$157,006.50	\$157,006.50	4.24%	2.666 2.623	\$92.44 \$161,775.25	\$4,768.75	1.11%	Aaa AA+
3130ANYR5	FHLB 0.950% 09/30/2026	1/30/2023 1/31/2023	\$50,000.00	\$44,336.50	\$44,336.50	4.14%	2.666 2.629	\$91.51 \$45,753.50	\$1,417.00	0.31%	Aaa AA+
3133EN7A2	FFCB 3.625% 10/26/2026	1/20/2023 1/26/2023	\$300,000.00	\$298,398.00	\$298,398.00	3.78%	2.737 2.607	\$98.74 \$296,220.00	(\$2,178.00)	2.03%	Aaa AA+
3130ATVE4	FHLB 4.500% 12/11/2026	1/30/2023 1/31/2023	\$200,000.00	\$204,232.00	\$204,232.00	3.90%	2.863 2.704	\$100.85 \$201,699.80	(\$2,532.20)	1.38%	Aaa AA+
3130AQRH8	FHLB 2.000% 02/25/2027	1/25/2023 1/26/2023	\$405,000.00	\$374,552.10	\$374,552.10	4.02%	3.071 2.962	\$93.44 \$378,411.75	\$3,859.65	2.60%	Aaa AA+
3130AQZL0	FHLB 2.200% 03/04/2027	1/30/2023 1/31/2023	\$330,000.00	\$306,367.05	\$306,367.05	4.12%	3.090 2.977	\$93.93 \$309,978.90	\$3,611.85	2.13%	Aaa AA+
3133EN6V7	FFCB 3.625% 04/26/2027	1/20/2023 1/26/2023	\$375,000.00	\$373,800.00	\$373,800.00	3.71%	3.236 3.055	\$98.61 \$369,776.25	(\$4,023.75)	2.54%	Aaa AA+
3133EN5N6	FFCB 4.000% 01/06/2028	1/26/2023 1/30/2023	\$315,000.00	\$320,060.79	\$320,060.79	3.64%	3.934 3.668	\$99.79 \$314,334.72	(\$5,726.07)	2.16%	Aaa AA+
SubTotal			\$5,977,000.00	\$5,747,075.27	\$5,747,075.27	4.21%		\$5,797,921.32	\$50,846.05	39.81%	

Corporate Bond

48133PDZ3	JPMorgan Chase Financial Company LLC 5.000% 02/29/2024	1/26/2023 1/31/2023	\$400,000.00	\$400,000.00	\$400,000.00	4.99%	0.079 0.079	\$99.57 \$398,264.00	(\$1,736.00)	2.73%	A1 A-
89236TKG9	Toyota Motor Credit Corporation 4.400% 09/20/2024	1/30/2023 2/1/2023	\$240,000.00	\$238,807.20	\$238,807.20	4.72%	0.638 0.628	\$99.45 \$238,670.40	(\$136.80)	1.64%	A1 A+
90331HPL1	U.S. Bank National Association 2.050% 01/21/2025	1/30/2023 2/1/2023	\$250,000.00	\$238,895.00	\$238,895.00	4.43%	0.975 0.970	\$97.12 \$242,795.00	\$3,900.00	1.67%	A2 A+
14913R2Z9	Caterpillar Financial Services Corporation 3.650% 08/12/2025	1/30/2023 2/1/2023	\$315,000.00	\$308,700.00	\$308,700.00	4.49%	1.532 1.480	\$98.55 \$310,426.20	\$1,726.20	2.13%	A2 A

Champaign County Combined Highway

POSITION STATEMENT

As of January 31, 2024



CUSIP	Security Description	Trade Date/ Settlement Date	Par Value	Principal Cost/ Purchased Interest	Total Cost	Yield at Cost	Maturity/ Duration	Market Price/ Market Value	Unrealized Gain/ (Loss)	% of Assets	Moody's/ S&P Rating
24422EWJ4	John Deere Capital Corporation 4.050% 09/08/2025	1/30/2023 2/1/2023	\$275,000.00	\$272,327.00	\$272,327.00	4.45%	1.605 1.546	\$99.15 \$272,662.50	\$335.50	1.87%	A2 A
SubTotal			\$1,480,000.00	\$1,458,729.20	\$1,458,729.20	4.64%		\$1,462,818.10	\$4,088.90	10.04%	

U.S. Treasury Bond

91282CEK3	UST 2.500% 04/30/2024	1/30/2023 1/31/2023	\$245,000.00	\$238,501.76	\$238,501.76	4.71%	0.247 0.250	\$99.30 \$243,289.17	\$4,787.41	1.67%	Aaa AA+
912828D56	UST 2.375% 08/15/2024	1/24/2023 1/25/2023	\$250,000.00	\$242,275.39	\$242,275.39	4.45%	0.540 0.538	\$98.55 \$246,376.50	\$4,101.11	1.69%	Aaa AA+
9128286F2	UST 2.500% 02/28/2026	1/23/2023 1/24/2023	\$325,000.00	\$312,012.70	\$312,012.70	3.88%	2.079 2.020	\$96.64 \$314,081.95	\$2,069.25	2.16%	Aaa AA+
9128286L9	UST 2.250% 03/31/2026	1/23/2023 1/24/2023	\$325,000.00	\$309,752.93	\$309,752.93	3.83%	2.164 2.110	\$96.08 \$312,253.83	\$2,500.90	2.14%	Aaa AA+
9128286S4	UST 2.375% 04/30/2026	1/23/2023 1/24/2023	\$250,000.00	\$239,013.67	\$239,013.67	3.82%	2.247 2.190	\$96.24 \$240,605.50	\$1,591.83	1.65%	Aaa AA+
9128286X3	UST 2.125% 05/31/2026	1/20/2023 1/23/2023	\$250,000.00	\$237,294.92	\$237,294.92	3.75%	2.332 2.280	\$95.61 \$239,023.50	\$1,728.58	1.64%	Aaa AA+
9128287B0	UST 1.875% 06/30/2026	1/23/2023 1/24/2023	\$250,000.00	\$234,853.52	\$234,853.52	3.77%	2.414 2.370	\$95.02 \$237,558.50	\$2,704.98	1.63%	Aaa AA+
912828Y95	UST 1.875% 07/31/2026	1/30/2023 1/31/2023	\$335,000.00	\$313,643.75	\$313,643.75	3.84%	2.499 2.431	\$94.74 \$317,387.04	\$3,743.29	2.18%	Aaa AA+
9128283F5	UST 2.250% 11/15/2027	1/20/2023 1/23/2023	\$300,000.00	\$282,398.44	\$282,398.44	3.59%	3.792 3.632	\$94.11 \$282,328.20	(\$70.24)	1.94%	Aaa AA+
SubTotal			\$2,530,000.00	\$2,409,747.08	\$2,409,747.08	3.94%		\$2,432,904.19	\$23,157.11	16.70%	

U.S. Treasury Note

912828XT2	UNITED STATES TREASURY 2.00% 05/31/2024	6/29/2023 6/30/2023	\$450,000.00	\$436,113.28	\$436,113.28	5.49%	0.332 0.333	\$98.92 \$445,148.10	\$9,034.82	3.06%	Aaa AA+
91282CFQ9	UST 4.375% 10/31/2024	1/24/2023 1/25/2023	\$225,000.00	\$225,210.94	\$225,210.94	4.32%	0.751 0.739	\$99.59 \$224,077.05	(\$1,133.89)	1.54%	Aaa AA+
91282CFE6	UST 3.125% 08/15/2025	1/20/2023 1/23/2023	\$325,000.00	\$318,525.39	\$318,525.39	3.95%	1.540 1.497	\$98.10 \$318,817.53	\$292.14	2.19%	Aaa AA+

Champaign County Combined Highway

POSITION STATEMENT

As of January 31, 2024



CUSIP	Security Description	Trade Date/ Settlement Date	Par Value	Principal Cost/ Purchased Interest	Total Cost	Yield at Cost	Maturity/ Duration	Market Price/ Market Value	Unrealized Gain/ (Loss)	% of Assets	Moody's/ S&P Rating
91282CFK2	UST 3.500% 09/15/2025	1/20/2023 1/23/2023	\$340,000.00	\$336,467.19	\$336,467.19	3.92%	1.625 1.572	\$98.63 \$335,338.26	(\$1,128.93)	2.30%	Aaa AA+
9128285C0	UST 3.000% 09/30/2025	1/20/2023 1/23/2023	\$300,000.00	\$293,074.22	\$293,074.22	3.91%	1.666 1.622	\$97.85 \$293,543.11	\$468.89	2.02%	Aaa AA+
912828YQ7	UST 1.625% 10/31/2026	1/23/2023 1/24/2023	\$250,000.00	\$231,435.55	\$231,435.55	3.76%	2.751 2.687	\$93.77 \$234,414.00	\$2,978.45	1.61%	Aaa AA+
912828U24	UST 2.000% 11/15/2026	1/20/2023 1/23/2023	\$350,000.00	\$329,150.38	\$329,150.38	3.69%	2.792 2.715	\$94.67 \$331,351.65	\$2,201.27	2.28%	Aaa AA+
91282CEN7	UST 2.750% 04/30/2027	1/20/2023 1/23/2023	\$250,000.00	\$241,279.30	\$241,279.30	3.64%	3.247 3.107	\$96.27 \$240,683.50	(\$595.80)	1.65%	Aaa AA+
912828X88	UST 2.375% 05/15/2027	1/20/2023 1/23/2023	\$250,000.00	\$237,519.53	\$237,519.53	3.64%	3.288 3.166	\$95.10 \$237,751.75	\$232.22	1.63%	Aaa AA+
91282CET4	UST 2.625% 05/31/2027	1/20/2023 1/23/2023	\$300,000.00	\$288,000.00	\$288,000.00	3.63%	3.332 3.196	\$95.81 \$287,437.50	(\$562.50)	1.97%	Aaa AA+
91282CEW7	UST 3.250% 06/30/2027	1/20/2023 1/23/2023	\$290,000.00	\$285,570.70	\$285,570.70	3.63%	3.414 3.251	\$97.76 \$283,497.62	(\$2,073.08)	1.95%	Aaa AA+
91282CFB2	UST 2.750% 07/31/2027	1/20/2023 1/23/2023	\$300,000.00	\$289,347.66	\$289,347.66	3.61%	3.499 3.312	\$96.07 \$288,210.90	(\$1,136.76)	1.98%	Aaa AA+
9128282R0	UST 2.250% 08/15/2027	1/20/2023 1/23/2023	\$400,000.00	\$377,515.63	\$377,515.63	3.60%	3.540 3.385	\$94.41 \$377,656.40	\$140.77	2.59%	Aaa AA+
91282CFH9	UST 3.125% 08/31/2027	1/20/2023 1/23/2023	\$430,000.00	\$421,567.96	\$421,567.96	3.59%	3.584 3.369	\$97.23 \$418,107.92	(\$3,460.04)	2.87%	Aaa AA+
SubTotal			\$4,460,000.00	\$4,310,777.73	\$4,310,777.73	3.92%		\$4,316,035.29	\$5,257.56	29.63%	
Grand Total			\$15,002,167.91	\$14,481,497.19	\$14,481,497.19	4.16%		\$14,564,846.81	\$83,349.62	100.00%	

Champaign County Combined Highway

TRANSACTION STATEMENT

As of January 31, 2024



Transaction Type	Trade Date	Settlement Date	CUSIP	Security Description	Par Value	Principal Cost	Total Proceeds	Realized Gain/Loss
Maturity								
Maturity	1/17/2024	1/17/2024	3130AULC6	FHLB 4.750% 01/17/2024	235,000.00	234,788.50	235,000.00	211.50
Maturity	1/22/2024	1/22/2024	62479LAN5	MUFG Bank, Ltd. 01/22/2024	275,000.00	267,245.00	275,000.00	7,755.00
Total					510,000.00	502,033.50	510,000.00	7,966.50

Transaction Type	Payment Date	Settlement Date	CUSIP	Security Description	Interest Received
Interest/Dividends					
Interest/Dividends	1/2/2024	1/2/2024	91282CEW7	UST 3.250% 06/30/2027	4,712.50
Interest/Dividends	1/2/2024	1/2/2024	9128287B0	UST 1.875% 06/30/2026	2,343.75
Interest/Dividends	1/2/2024	1/2/2024	31846V567	First American Funds, Inc.	6,992.77
Interest/Dividends	1/8/2024	1/8/2024	3133EN5N6	FFCB 4.000% 01/06/2028	6,300.00
Interest/Dividends	1/16/2024	1/16/2024	3133EMNF5	FFCB 0.375% 01/15/2025	97.50
Interest/Dividends	1/17/2024	1/17/2024	3130AULC6	FHLB 4.750% 01/17/2024	5,581.25
Interest/Dividends	1/22/2024	1/22/2024	90331HPL1	U.S. Bank National Association 2.050% 01/21/2025	2,562.50
Interest/Dividends	1/29/2024	1/29/2024	3133ENMH0	FFCB 1.600% 01/27/2026	1,480.00
Interest/Dividends	1/31/2024	1/31/2024	912828Y95	UST 1.875% 07/31/2026	3,140.63
Interest/Dividends	1/31/2024	1/31/2024	91282CFB2	UST 2.750% 07/31/2027	4,125.00
Interest/Dividends	1/31/2024	1/31/2024	48133PDZ3	JPMorgan Chase Financial Company LLC 5.000% 02/29/2024	10,000.00
Total					47,335.90

TRANSACTION STATEMENT

As of January 31, 2024



Transaction Type	Trade Date	Settlement Date	Transaction Description	Amount
Custodian Fee				
Custodian Fee	1/26/2024	1/26/2024	Cash Out	(136.91)
Total				(136.91)
Management Fee				
Management Fee	1/17/2024	1/17/2024	Cash Out	(1,141.80)
Total				(1,141.80)
Withdrawal				
Withdrawal	1/2/2024	1/2/2024	Cash Out	(1,986,727.00)
Total				(1,986,727.00)

STATEMENT DISCLOSURE

As of January 31, 2024



Meeder provides monthly statements for its investment management clients to provide information about the investment portfolio. The information should not be used for audit or confirmation purposes. Please review your custodial statements and report any inaccuracies or discrepancies.

Certain information and data has been supplied by unaffiliated third parties. Although Meeder believes the information is reliable, it cannot warrant the accuracy of information offered by third parties. Market value may reflect prices received from pricing vendors when current market quotations are not available. Prices may not reflect firm bids or offers and may differ from the value at which the security can be sold.

Statements may include positions from unmanaged accounts provided for reporting purposes. Unmanaged accounts are managed directly by the client and are not included in the accounts managed by the investment adviser. This information is provided as a client convenience and the investment adviser assumes no responsibility for performance of these accounts or the accuracy of the data reported.

Investing involves risk. Past performance is no guarantee of future results. Debt and fixed income securities are subject to credit and interest rate risk. The investment return and principal value of an investment will fluctuate so that an investors shares, when redeemed, may be worth more or less than their original cost. Current performance may be lower or higher than the performance data quoted.

Meeder Investment Management is the global brand for the Meeder group of affiliated companies. Investment advisory services are provided through Meeder Public Funds, Inc. Please contact us if you would like to receive a copy of our current ADV disclosure brochure or privacy policy.